




S5000 | Selection Guide



Amps (Ith)	Size	Series	Connection	On - Off switch S5000		Direct handle	External handle			Terminal shrouds ^{*)2)}	
				3P	3P+N ^{*)1)}	Blue	Blue	Red - Yellow	(mm)	(mm)	Code
				Code	Code	Code	Code	Code			
40	00	S5		S5-00403PB0	S5-00403NB0	DS-SI01	DS-SA01	DS-SR01	177	85... 195,5	-
63	00	S5		S5-00633PB0	S5-00633NB0	DS-SI01	DS-SA01	DS-SR01	177	85... 195,5	-
80	00	S5		S5-00803PB0	S5-00803NB0	DS-SI01	DS-SA01	DS-SR01	177	85... 195,5	-
125	0	S5		S5-01253PB0	S5-01253NB0	DS-SI01	DS-SA01	DS-SR01	177	87... 197,5	-
125	0	S5		S5-01253PS0	S5-01253NS0	DS-SI01	DS-SA01	DS-SR01	177	87... 197,5	-
160	0	S5		S5-01603PB0	S5-01603NB0	DS-SI01	DS-SA01	DS-SR01	177	87... 197,5	-
160	0	S5		S5-01603PS0	S5-01603NS0	DS-SI01	DS-SA01	DS-SR01	177	87... 197,5	-
200	0	S5		S5-02003PS0	S5-02003NS0	DS-SI01	DS-SA01	DS-SR01	177	87... 197,5	-
250 C	0	S5		S5-02503PD0	S5-02503ND0	DS-SI01	DS-SA01	DS-SR01	177	87... 197,5	-
250	1	S5		S5-02503PR0	S5-02503NR0	DS-SI11	DS-SA11	DS-SR11	227	103... 256	DS-CU11
315	1	S5		S5-03153PR0	S5-03153NR0	DS-SI11	DS-SA11	DS-SR11	227	103... 256	DS-CU11
400	1	S5		S5-04003PC0	S5-04003NC0	DS-SI11	DS-SA11	DS-SR11	227	103... 256	-
500	2	S5		S5-05003PR0	S5-05003NR0	DS-LI21	DS-LA21	DS-LR21	195	134... 240	DS-CU21
630	2	S5		S5-06303PR0	S5-06303NR0	DS-LI21	DS-LA21	DS-LR21	195	134... 240	DS-CU21
800 C	2	S5		S5-08003PC0	S5-08003NC0	DS-LI21	DS-LA21	DS-LR21	195	134... 240	DS-CU21
800	3	S5		S5-08003PR0	S5-08003NR0	DS-LI31	DS-LA31	DS-LR31	186	145... 242	DS-CU31
1000 C	3	S5		S5-10003PC0	S5-10003NC0	DS-LI31	DS-LA31	DS-LR31	186	145... 242	DS-CU31
1250 C	3	S5		S5-12503PC0	S5-12503NC0	DS-LI31	DS-LA31	DS-LR31	186	145... 242	DS-CU31
2000 C	3	S5		S5-20003PC0	S5-20003NC0	DS-LI41	DS-LA41	DS-LR41	239	145... 242	-
1000	4	S5		S5-10003PS0	S5-10003NS0	DS-LI41	DS-LA41	DS-LR41	239	235... 400	DS-CU41
1250	4	S5		S5-12503PS0	S5-12503NS0	DS-LI41	DS-LA41	DS-LR41	239	235... 400	DS-CU41
1600	4	S5		S5-16003PS0	S5-16003NS0	DS-LI41	DS-LA41	DS-LR41	239	235... 400	DS-CU41
1800	4	S5		S5-18003PS0	S5-18003NS0	DS-LI41	DS-LA41	DS-LR41	239	235... 400	DS-CU41
2000	5	S5		S5-20003PP0	S5-20003NP0	DS-LI41	DS-LA41	DS-LR41	239	420... 580	-
2500	5	S5		S5-25003PP0	S5-25003NP0	DS-LI41	DS-LA41	DS-LR41	239	420... 580	-
3150	5	S5		S5-31503PP0	S5-31503NP0	DS-LI41	DS-LA41	DS-LR41	239	420... 580	-
4000	6	S5		S5-40003PP0	S5-40003NP0	-	DS-EN61	-	333	578... 728	-
5000	6	S5		S5-50003PP0	S5-50003NP0	-	DS-EN61	-	333	720... 870	-
6300	6	S5		S5-63003PP0	S5-63003NP0	-	DS-EN61	-	333	720... 870	-

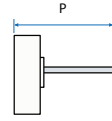
^{*)1)} Advanced switched neutral (early make - late break). ^{*)2)} Order 1 set for input, 1 set for output. ^{*)3)} Ie = 16A (resistive loads)/ 4A (inductive loads) at 250 Vac. ^{*)4)} For external handle, lock the handle by means of a key in position "OFF" (under request, in "ON", the key can only be removed with the handle locked).

Also available: 4P (simultaneous 4 - pole switching for dc applications) & 3P+Nf (fixed neutral) versions; 6P & 8P versions (see page 18).



Switch - disconnectors S5 series connection

Switch - disconnectors S5 series connection



Terminal protection	Auxiliary contacts ^{*)3)}		Shaft extensions						Safety key lock device ^{*)4)}	
	1NA+1NC 1NO+1NC	2NA+2NC 2NO+2NC	Type 1			Type 2			Simple	Double
Code	Code	Code	Code	(mm)	(mm)	Code	(mm)	(mm)	Code	Code
-	D5LAU01	D5LAU02	DS-EP04	250	85...278	DS-EP05	387	85...415	DS-CAB1	DS-CEB1
-	D5LAU01	D5LAU02	DS-EP04	250	85...278	DS-EP05	387	85...415		
-	D5LAU01	D5LAU02	DS-EP04	250	85...278	DS-EP05	387	85...415		
-	D5LAU01	D5LAU02	DS-EP04	250	87...278	DS-EP05	387	87...415	DS-CAB1	DS-CEB1
DS-CU01	D5LAU01	D5LAU02	DS-EP04	250	87...278	DS-EP05	387	87...415		
-	D5LAU01	D5LAU02	DS-EP04	250	87...278	DS-EP05	387	87...415		
DS-CU01	D5LAU01	D5LAU02	DS-EP04	250	87...278	DS-EP05	387	87...415		
DS-CU01	D5LAU01	D5LAU02	DS-EP04	250	87...278	DS-EP05	387	87...415		
DS-CU01	D5LAU01	D5LAU02	DS-EP04	250	87...278	DS-EP05	387	87...415		
DS-CU12	D5LAU01	D5LAU02	DS-EP14	375	103...415	DS-EP15	536	103...576	DS-CA11	DS-CE11
DS-CU12	D5LAU01	D5LAU02	DS-EP14	375	103...415	DS-EP15	536	103...576		
DS-CU12	D5LAU01	D5LAU02	DS-EP14	375	103...415	DS-EP15	536	103...576		
DS-CU22	D5LAU01	D5LAU02	DS-EP23	345	134...400	DS-EP24	535	134...560	DS-CB21	DS-CF21
DS-CU22	D5LAU01	D5LAU02	DS-EP23	345	134...400	DS-EP24	535	134...560		
DS-CU22	D5LAU01	D5LAU02	DS-EP23	345	134...400	DS-EP24	535	134...560		
-	D5LAU01	D5LAU02	DS-EP32	336	145...402	DS-EP24	535	145...600	DS-CB31	DS-CF31
-	D5LAU01	D5LAU02	DS-EP32	336	145...402	DS-EP24	535	145...600		
-	D5LAU01	D5LAU02	DS-EP32	336	145...402	DS-EP24	535	145...600		
-	DS-AU11	DS-AU12	DS-EP44	485	145...402	DS-EP45	635	145...600		
-	D5LAU01	D5LAU02	DS-EP44	485	235...686	DS-EP45	635	235...836	DS-CB41	DS-CF41
-	D5LAU01	D5LAU02	DS-EP44	485	235...686	DS-EP45	635	235...836		
-	D5LAU01	D5LAU02	DS-EP44	485	235...686	DS-EP45	635	235...836		
-	D5LAU01	D5LAU02	DS-EP44	485	235...686	DS-EP45	635	235...836		
-	DS-AU11	DS-AU12							DS-CB41	DS-CF41
-	DS-AU11	DS-AU12	Consult	Consult	Consult	Consult	Consult	Consult		
-	DS-AU11	DS-AU12								
-	DS-AU11	DS-AU12	Consult	Consult	Consult	Consult	Consult	Consult	DS-CS41	DS-CD41
-	DS-AU11	DS-AU12								

UM - S | Motorized unit - Selection guide



UM - S Motorized unit					
Series	Size	UM housing size	120 Vac/dc	230 Vac/dc	277 Vac/dc
			Code	Code	Code
S5	1	T1	UM-S11120Z	UM-S11230Z	UM-S11277Z
	2	T2	UM-S21120Z	UM-S21230Z	UM-S21277Z
	3	T2	UM-S21120Z	UM-S21230Z	UM-S21277Z
	3 (2000C)	T3	UM-S32120Z	UM-S32230Z	UM-S32277Z
	4	T3	UM-S31120Z	UM-S31230Z	UM-S31277Z
	5	T3	UM-S32120Z	UM-S32230Z	UM-S32277Z


Motorized unit already mounted on the switch from factory.

DIN rail mounting - Selection guide



DIN rail mounting			
Rating	Size	Connection	Code
125... 160	0		DS-DN01


S5000 - L/F - CCF - CCP | Selection guide




Amps (lth)	Size	Series	Connection	Changeover switch I - O - II		Direct handle	External handle		
				Code	Code	Blue	Blue		
							(mm)	(mm)	
40	00	S5L		S5L00403PB0	S5L00403NB0	D5LSI01	D5LLA01	177	85... 180,5
63	00	S5L		S5L00633PB0	S5L00633NB0	D5LSI01	D5LLA01	177	85... 180,5
80	00	S5L		S5L00803PB0	S5L00803NB0	D5LSI01	D5LLA01	177	85... 180,5
125	0	S5F		S5F01253P50	S5F01253N50	D5LSI01	D5LLA01	177	163... 250,5
125	0	S5L		S5L01253PB0	S5L01253NB0	D5LSI01	D5LLA01	177	87... 198
160	0	S5F		S5F01603P50	S5F01603N50	D5LSI01	D5LLA01	177	163... 250,5
160	0	S5L		S5L01603PB0	S5L01603NB0	D5LSI01	D5LLA01	177	87... 198
200	0	S5F		S5F02003P50	S5F02003N50	D5LSI01	D5LLA01	177	163... 250,5
200	1	CCF		CCF02003P50	CCF02003N50	DCCLI11	DCCLA11	227	166... 293
200	1	CCP		CCP02003P50	CCP02003N50	DCCLI11	DCCLA11	227	166... 293
250	1	CCF		CCF02503P50	CCF02503N50	DCCLI11	DCCLA11	227	166... 293
250	1	CCP		CCP02503P50	CCP02503N50	DCCLI11	DCCLA11	227	166... 293
315	1	CCF		CCF03153P50	CCF03153N50	DCCLI11	DCCLA11	227	166... 293
315	1	CCP		CCP03153P50	CCP03153N50	DCCLI11	DCCLA11	227	166... 293
400	1	CCF		CCF04003P50	CCF04003N50	DCCLI11	DCCLA11	227	166... 293
400	1	CCP		CCP04003P50	CCP04003N50	DCCLI11	DCCLA11	227	166... 293
500	2	CCF		CCF05003P50	CCF05003N50	DCCLI21	DCCLA21	195	195... 272
500	2	CCP		CCP05003P50	CCP05003N50	DCCLI21	DCCLA21	195	195... 272
630	2	CCF		CCF06303P50	CCF06303N50	DCCLI21	DCCLA21	195	195... 272
630	2	CCP		CCP06303P50	CCP06303N50	DCCLI21	DCCLA21	195	195... 272
800	2	CCF		CCF08003P50	CCF08003N50	DCCLI21	DCCLA21	195	195... 272
800	2	CCP		CCP08003P50	CCP08003N50	DCCLI21	DCCLA21	195	195... 272
1000	3	CCF		CCF10003P50	CCF10003N50	DCCLI31	DCCLA31	186	223... 298
1000	3	CCP		CCP10003P50	CCP10003N50	DCCLI31	DCCLA31	186	223... 298
1250	3	CCF		CCF12503P50	CCF12503N50	DCCLI31	DCCLA31	186	223... 298
1250	3	CCP		CCP12503P50	CCP12503N50	DCCLI31	DCCLA31	186	223... 298
1600	4	S5F		S5F16003P50	S5F16003N50	D5LLI32	D5LLA31	239	418... 573
1800	4	S5F		S5F18003P50	S5F18003N50	D5LLI32	D5LLA31	239	418... 573
2000	5	S5F		S5F20003PP0	S5F20003NP0	DS-EI61	D5LEN51	333	788... 938
2500	5	S5F		S5F25003PP0	S5F25003NP0	DS-EI61	D5LEN51	333	788... 938
3150	5	S5F		S5F31503PP0	S5F31503NP0	DS-EI61	D5LEN51	333	788... 938

Also available: 4P (simultaneous 4-pole switching for dc applications) & 3P+NF (fixed neutral) versions; DIN rail mounting kit from 125A, 160A (DS-DN01 x2) code.; Terminal shrouds and motorized unit (see page 17).

*1) Advanced switched neutral (early make - late break). *2) Ie = 16 A (resistive loads) / 4 A (inductive loads) at 250 Vac. *3) For external panel, lock the handle by means of a key in position "OFF", the key can only be removed with the handle locked. *4) To protect the fix contacts at the rear part of the switch.



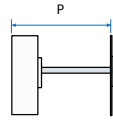
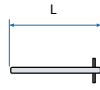
Changeover switches S5L series connection



Changeover switches S5F series connection



Changeover switches CCF - CCP series connection



Auxiliary contacts ^(*)2)		Bridging links	Shaft extensions						Rear protective plate - 4P ^(*)4)	Safety key lock device ^(*)3)	
1NA+1NC 1NO+1NC	2NA+2NC 2NO+2NC		Tipo 1 / Type 1			Tipo 2 / Type 2				Simple	Double
Code	Code		Code	Code	(mm)	(mm)	Code	(mm)		(mm)	Code
D5LAU01	D5LAU02	D5LPCB1	DS-EP04	250	85... 253,5	DS-EP05	387	85... 390,5	-	-	-
D5LAU01	D5LAU02	D5LPCB1	DS-EP04	250	85... 253,5	DS-EP05	387	85... 390,5	-	-	-
D5LAU01	D5LAU02	D5LPCB1	DS-EP04	250	85... 253,5	DS-EP05	387	85... 390,5	-	-	-
DS-AU11	DS-AU12	D5LPC03	DS-EP04	250	163... 323,5	DS-EP05	387	163... 460,5	-	-	-
D5LAU01	D5LAU02	D5LPC01	DS-EP04	250	87... 271	DS-EP05	387	87... 408	-	-	-
DS-AU11	DS-AU12	D5LPC03	DS-EP04	250	163... 323,5	DS-EP05	387	163... 460,5	-	-	-
D5LAU01	D5LAU02	D5LPC01	DS-EP04	250	87... 271	DS-EP05	387	87... 408	-	-	-
DS-AU11	DS-AU12	D5LPC03	DS-EP04	250	163... 323,5	DS-EP05	387	163... 460,5	-	-	-
D5LAU01	D5LAU02	-	DS-EP14	376	166... 442	DS-EP15	536	166... 602	DCCPP12	-	-
D5LAU01	D5LAU02	-	DS-EP14	376	166... 442	DS-EP15	536	166... 602	DCCPP12	-	-
D5LAU01	D5LAU02	-	DS-EP14	376	166... 442	DS-EP15	536	166... 602	DCCPP12	-	-
D5LAU01	D5LAU02	-	DS-EP14	376	166... 442	DS-EP15	536	166... 602	DCCPP12	-	-
D5LAU01	D5LAU02	-	DS-EP14	376	166... 442	DS-EP15	536	166... 602	DCCPP12	-	-
D5LAU01	D5LAU02	-	DS-EP14	376	166... 442	DS-EP15	536	166... 602	DCCPP12	-	-
D5LAU01	D5LAU02	-	DS-EP14	376	166... 442	DS-EP15	536	166... 602	DCCPP12	-	-
D5LAU01	D5LAU02	-	DS-EP14	376	166... 442	DS-EP15	536	166... 602	DCCPP12	-	-
D5LAU01	D5LAU02	-	DS-EP14	376	166... 442	DS-EP15	536	166... 602	DCCPP12	-	-
D5LAU01	D5LAU02	-	DS-EP32	336	195... 413	DS-EP24	535	195... 612	DCCPP22	-	-
D5LAU01	D5LAU02	-	DS-EP32	336	195... 413	DS-EP24	535	195... 612	DCCPP22	-	-
D5LAU01	D5LAU02	-	DS-EP32	336	195... 413	DS-EP24	535	195... 612	DCCPP22	-	-
D5LAU01	D5LAU02	-	DS-EP32	336	195... 413	DS-EP24	535	195... 612	DCCPP22	-	-
D5LAU01	D5LAU02	-	DS-EP32	336	195... 413	DS-EP24	535	195... 612	DCCPP22	-	-
D5LAU01	D5LAU02	-	DS-EP32	336	223... 448	DS-EP24	535	223... 645	DCCPP32	-	-
D5LAU01	D5LAU02	-	DS-EP32	336	223... 448	DS-EP24	535	223... 645	DCCPP32	-	-
D5LAU01	D5LAU02	-	DS-EP32	336	223... 448	DS-EP24	535	223... 645	DCCPP32	-	-
D5LAU01	D5LAU02	-	DS-EP32	336	223... 448	DS-EP24	535	223... 645	DCCPP32	-	-
DS-AU11	DS-AU12	D5LPC42	Consult	Consult	Consult	Consult	Consult	Consult	-	-	-
DS-AU11	DS-AU12	D5LPC42	Consult	Consult	Consult	Consult	Consult	Consult	-	-	-
DS-AU11	DS-AU12	Consult	Consult	Consult	Consult	Consult	Consult	Consult	-	-	-
DS-AU11	DS-AU12	Consult	Consult	Consult	Consult	Consult	Consult	Consult	-	-	-

UM - C | Motorized unit - Selection guide



UM - C Motorized unit								
Serie	Size	UM housing size	120 Vac		230 Vac		277 Vac	
			Code	Code	Code	Code		
CCF	1 (200 - 250 A)	T1	UM-C1120Z	UM-C11230Z	UM-C11277Z			
CCF	1 (315 - 400 A)	T1	UM-C15120Z	UM-C15230Z	UM-C15277Z			
CCF	2 (500 - 630 A)	T2	UM-C21120Z	UM-C21230Z	UM-C21277Z			
CCF	2 (800 A)	T2	UM-C25120Z	UM-C25230Z	UM-C25277Z			
CCF	3	T3	UM-C31120Z	UM-C31230Z	UM-C31277Z			
SSF	4	T3	UM-C35120Z	UM-C35230Z	UM-C35277Z			

Motorized unit also available up to 3150 Amps. Please consult us. There are references for inverted mounting positions. Supply under request.

CCF / P Terminal shrouds - Selection guide



A / Amps	3 poles input switch I	3 poles input switch II	4 poles input switches I & II	3 poles common output	4 poles common output
	Code	Code	Code	Code	Code
200... 400	DM2CU12	DM2CU11	DM2CU13	DCCCU11	DCCCU12
500... 800	DM2CU22	DM2CU21	DM2CU23	DCCCU21	DCCCU22
1000... 1250	DM2CU32	DM2CU31	DM2CU33	DCCCU31	DCCCU32

M11 - M21 | Selection guide



Amps (Ith)	Series	Connection	On-Off switch			Direct handle	
			2P	3P	3P + N ^(*)	Frontal blue	Side blue
			Code	Code	Code	Code	Code
NFC fuse-links							
50	M11	14 x 51	M1100502PBC20	M1100503PBC20	M1100503NBC20	DM1SI01	DM1SYB1
125	M11	22 x 58	M1101252PBC30	M1101253PBC30	M1101253NBC30	DM1SI01	DM1SYB1
125	M11	22 x 58	M1101252PTC30	M1101253PTC30	M1101253NTC30	DM1SI01	DM1SYB1
NH/DIN fuse-links							
63	M11	00C	M1100632PBDB0	M1100633PBDB0	M1100633NBDB0	DM1SI01	DM1SYB1
100	M11	00C	M1101002PBDB0	M1101003PBDB0	M1101003NBDB0	DM1SI01	DM1SYB1
125	M11	00	M1101252PBDB0	M1101253PBDB0	M1101253NBDB0	DM1SI01	DM1SYB1
125	M11	00	M1101252PTDB0	M1101253PTDB0	M1101253NTDB0	DM1SI01	DM1SYB1
160	M11	00	M1101602PBDB0	M1101603PBDB0	M1101603NBDB0	DM1SI01	DM1SYB1
160	M11	00	M1101602PTDB0	M1101603PTDB0	M1101603NTDB0	DM1SI01	DM1SYB1
160	M21	0	-	M2101603PSD00	M2101603NSD00	DM2SI11	-
250	M21	1	-	M2102503PSD10	M2102503NSD10	DM2SI21	-
400	M21	2	-	M2104003PSD20	M2104003NSD20	DM2SI21	-
630	M21	3	-	M2106303PSD30	M2106303NSD30	DM2SI31	-
800	M21	3	-	M2108003PSD30	M2108003NSD30	DM2SI31	-
BS fuse-links							
32	M11	A1	M1100322PBBA0	M1100323PBBA0	M1100323NBBA0	DM1SI01	DM1SYB1
63	M11	A2 - A3**	M1100632PBBA0	M1100633PBBA0	M1100633NBBA0	DM1SI01	DM1SYB1
100	M11	A2 - A3**	M1101002PBBA0	M1101003PBBA0	M1101003NBBA0	DM1SI01	DM1SYB1
100	M11	A2 - A3**	M1101002PTB00	M1101003PTB00	M1101003NTB00	DM1SI01	DM1SYB1
160	M21	A4	-	M2101603PSB10	M2101603NSB10	DM2SI11	-
200	M21	B1 - B2	-	M2102003PSB20	M2102003NSB20	DM2SI11	-
250	M21	B1 - B2	-	M2102503PSB20	M2102503NSB20	DM2SI11	-
315	M21	B1... B3	-	M2103153PSB40	M2103153NSB40	DM2SI21	-
400	M21	B1... B4	-	M2104003PSB50	M2104003NSB50	DM2SI21	-
630	M21	C1 - C2	-	M2106303PSB70	M2106303NSB70	DM2SI31	-
800	M21	C1... C3	-	M2108003PSB80	M2108003NSB80	DM2SI31	-


^(*)Advanced switched neutral pole (early make-late break).

^(*) Ie = 16 A (resistive loads) 4 A (inductive loads a 250 Vac).



^(*) For external front handle, lock the handle by means of a key in position "OFF" (under request, in "ON", the key can only be removed with the handle locked. ** For fuses with diameter b < 25 mm (see page 49).

Also available: 4P & 3P+NF (fixed neutral); terminal shrouds and rear protective plates (see attached tables); Safety key lock devices.

Fuses not supplied.

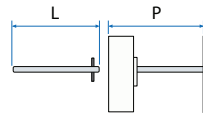
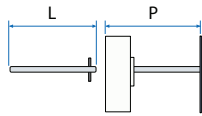


Switch - disconnector - fuses
M11 series connection




Switch - disconnector - fuses
M21 series connection

M11 - M21 | Selection guide



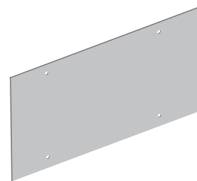
External front handle				Extended shafts External front handle			Side handle		Extended shafts Side handle			Safety key lock device *(3)			
Blue	Red - Yellow			Code	(mm)	(mm)	Blue	Red - Yellow	Code	(mm)	(mm)	1NA+1NC 1NO+1NC	2NA+2NC 2NO+2NC	Simple	Double
Code	Code	(mm)	(mm)				Code	Code				Code	Code	Code	Code
DS-SA02	DS-SR02	250	137... 284	DS-EP05	387	137... 475	DM1SLB1	DM1RLB1	DS-EP02	347	129... 393	DM1AUB1	DM1AUB2		
DS-SA02	DS-SR02	250	137... 284	DS-EP05	387	137... 475	DM1SLB1	DM1RLB1	DS-EP02	347	129... 393	DM1AUB1	DM1AUB2	DS-CAB1	DS-CEB1
DS-SA02	DS-SR02	250	137... 284	DS-EP05	387	137... 475	DM1SLB1	DM1RLB1	DS-EP02	347	129... 393	DM1AUB1	DM1AUB2		
DS-SA02	DS-SR02	250	137... 284	DS-EP05	387	137... 475	DM1SLB1	DM1RLB1	DS-EP02	347	129... 393	DM1AUB1	DM1AUB2	DS-CAB1	DS-CEB1
DS-SA02	DS-SR02	250	137... 284	DS-EP05	387	137... 475	DM1SLB1	DM1RLB1	DS-EP02	347	129... 393	DM1AUB1	DM1AUB2		
DS-SA02	DS-SR02	250	137... 284	DS-EP05	387	137... 475	DM1SLB1	DM1RLB1	DS-EP02	347	129... 393	DM1AUB1	DM1AUB2		
DS-SA02	DS-SR02	250	137... 284	DS-EP05	387	137... 475	DM1SLB1	DM1RLB1	DS-EP02	347	129... 393	DM1AUB1	DM1AUB2		
DS-SA11	DS-SR11	227	180... 292	DS-EP14	376	180... 441	-	-	-	-	-	D5LAU01	D5LAU02	DS-CA11	DS-CEB1
DS-LA22	DS-LR22	239	216... 286	DS-EP23	345	216... 392	-	-	-	-	-	D5LAU01	D5LAU02	DS-CB21	DS-CF21
DS-LA22	DS-LR22	239	216... 286	DS-EP23	345	216... 392	-	-	-	-	-	D5LAU01	D5LAU02		
DS-LA31	DS-LR31	186	235... 286	DS-EP23	345	235... 445	-	-	-	-	-	D5LAU01	D5LAU02	DS-CB31	DS-CF31
DS-LA31	DS-LR31	186	235... 286	DS-EP23	345	235... 445	-	-	-	-	-	D5LAU01	D5LAU02		
DS-SA02	DS-SR02	250	124... 284	DS-EP05	387	124... 475	DM1SAB1	DM1SRB1	DS-EP02	347	129... 393	DM1AUB1	DM1AUB2		
DS-SA02	DS-SR02	250	124... 284	DS-EP05	387	124... 475	DM1SAB1	DM1SRB1	DS-EP02	347	129... 393	DM1AUB1	DM1AUB2	DS-CAB1	DS-CEB1
DS-SA02	DS-SR02	250	124... 284	DS-EP05	387	124... 475	DM1SAB1	DM1SRB1	DS-EP02	347	129... 393	DM1AUB1	DM1AUB2		
DS-SA02	DS-SR02	250	124... 284	DS-EP05	387	124... 475	DM1SAB1	DM1SRB1	DS-EP02	347	129... 393	DM1AUB1	DM1AUB2		
DS-SA11	DS-SR11	227	180... 292	DS-EP14	376	180... 441	-	-	-	-	-	D5LAU01	D5LAU02	DS-CA11	DS-CB11
DS-SA11	DS-SR11	227	180... 292	DS-EP14	376	180... 441	-	-	-	-	-	D5LAU01	D5LAU02		
DS-SA11	DS-SR11	227	180... 292	DS-EP14	376	180... 441	-	-	-	-	-	D5LAU01	D5LAU02		
DS-LA22	DS-LR22	239	216... 286	DS-EP23	345	216... 392	-	-	-	-	-	D5LAU01	D5LAU02	DS-CB21	DS-CF21
DS-LA22	DS-LR22	239	216... 286	DS-EP23	345	216... 392	-	-	-	-	-	D5LAU01	D5LAU02		
DS-LA31	DS-LR31	186	235... 286	DS-EP23	345	235... 445	-	-	-	-	-	D5LAU01	D5LAU02	DS-CB31	DS-CF31
DS-LA31	DS-LR31	186	235... 286	DS-EP23	345	235... 445	-	-	-	-	-	D5LAU01	D5LAU02		

M11 - M21 | Terminals shrouds selection guide



M11			M21			
	2 Units	3 Units		3P input	3P output	4P input/output
	Code	Code		Code	Code	Code
22 x 58, NH0, A2 - A3	DM1CU01	DM1CU02	NH0, A4, B1 - B2	DM2CU11	DM2CU12	DM2CU13
			NH1, NH2, B1... B4	DM2CU21	DM2CU22	DM2CU23
			NH3, C1... C3	DM2CU31	DM2CU32	DM2CU33

M21 | Rear protective plate - Selection guide



3P - 4P	
	Code
NH0, A4, B1 - B2	DM2PP12
NH1, NH2, B1... B4	DM2PP22
NH3, C1... C3	DM2PP32