



SES-STERLING 



ALL AROUND THE CABLE





Products conform to **Directive RoHS**
 Produits conformes à la **Directive RoHS**
 Produkte, die der **RoHS-Richtlinie** entsprechen



Products certified **halogene free**
 Produits certifiés **sans halogène**
Halogenfreie Produkte



Lead free products
 Produits **sans plomb**
Bleifreie Produkte

We ensure close control of the REACH Regulation.
 To contact the department responsible for REACH: tech@ses-sterling.com

REACH

Nous assurons un suivi rigoureux du Règlement REACH.
 Pour contacter le responsable REACH : tech@ses-sterling.com

Wir sorgen für ein genaues Einhalten der REACH-Verordnung.
 Um den REACH-Verantwortlichen zu kontaktieren: tech@ses-sterling.com

001	white	blanc	weiß	082	pure white	blanc pur	reinweiß
002	blue	bleu	blau	083	blue RAL 5015	bleu RAL 5015	blau RAL 5015
003	green	vert	grün	093	metal blue MDE	bleu métallisé MDE	blau metallic MDE
004	yellow	jaune	gelb	097	silver	argent	silber
005	orange	orange	orange	098	turquoise	turquoise	türkis
006	brown	brun	braun				
007	red	rouge	rot				
008	purple	violet	violett				
010	black	noir	schwarz				
041	transparent	transparent	transparent				
013	grey	gris	grau				
015	pink	rose	rosa				
017	lilac	lila	lilac				
018	natural	naturel	natur				
020	light blue	bleu clair	hellblau				
022	light green	vert clair	hellgrün				
025	light grey	gris clair	hellgrau				
049	grey 049	gris 049	grau 049				
060	yellow/green	jaune/vert	gelb/grün				
061	green	vert	grün				

Head office and manufacturing site of SES-STERLING

All SES-STERLING's offices and manufacturing is grouped together on a site with a total capacity of 40 000 m², including 36 500 m² dedicated to production and storage.

- ▶ **Building:** the new complex is environmentally friendly, with very high insulation levels leading to low energy consumption.
- ▶ **Production:** the raw material is automatically distributed to the work-stations to save time in the production process.
- ▶ **Storage side:** the AutoStore® allows automated management of the 26,000 references held in stock.

SES-STERLING, an industrial group established in 1928, has been run by the same family since it was founded.

With its own Research and Development Department, SES-STERLING is a modern-production company that applies all current standards and is constantly developing new products. Continual monitoring of production enables SES-STERLING to guarantee a consistent product.

SES-STERLING is represented throughout Europe, via its subsidiaries in Germany, the UK, Switzerland and Belgium and its partners in the rest of the world.

Fields of application



CONSTRUCTION



AGRI-FOOD / PHARMA



INDUSTRY



OFF SHORE



AVIATION



RAIL



RENEWABLE
ENERGIES



COMPUTING /
TELECOMMUNICATIONS





FOR ALSACE

Guarantee

Our clients can trust in the fact that all our production is done in our region: Alsace. This commitment to the area has lasted for almost a century.

We see in SES-STERLING's territorial anchorage a symbol of stability and trust. These are the core values that we develop in the relations with all of our partners. That is why our company decided to associate with «la Marque Alsace».

Assets and Ambition

SES-STERLING and «la Marque Alsace» have the ambition to create a virtuous circle over the long term in order to promote the values of our regional identity that we consider as an asset. We can see that the «A Heart» logo refers to a heart, a pretzel or even to the traditional headdress of Alsace. But behind the pretzel, we want to highlight our territorial values as defined by «la Marque Alsace» on their website.

«Excellence & pioneer»: Almost one century ago, a family of pioneers seeking excellence founded SES-STERLING. Throughout the decades, this pursuit of excellence has become part of the DNA of our company. Nowadays our laboratory and our research and development department are working everyday in order to retain the pioneer outlook set by our founders.

«Harmony & creation of bonds»: SES-STERLING has always worked to create and maintain strong links with countries in its tri-national area (France, Germany and Switzerland). These links then extended to England and Belgium. Nowadays all the experience that we have gathered gives us a legitimate and strong presence on the international market.

All these characteristics are an inherently part of our regional culture, both on individual and company level. That's why we want to commit to these values and promote them together with «la Marque Alsace» both nationally and internationally.



SES-STERLING SA

1 rue du Technoparc
FR - 68220 Héisingue

☎ +33 (0)3 89 70 20 11
@ ses.fr@ses-sterling.com



SES-STERLING GmbH

Alte Strasse 22
DE - 79576 Weil am Rhein

☎ +49 (0)76 21 / 98 48 0
Fax +49 (0)76 21 / 98 48 48
@ ses.de@ses-sterling.com



ERNST HESS AG - SES-STERLING

Metzerlenstrasse 38
CH - 4115 Mariastein

☎ +41 (0)61 731 34 16
Fax +41 (0)61 731 34 89
@ ses.ch@ses-sterling.com



SES-STERLING Ltd

Harcourt Business Park - Halesfield 17,
GB - Telford, Shropshire TF7 4PW

☎ +44 (0)1952 684 196
Fax +44 (0)1952 684 286
@ ses.uk@ses-sterling.com



SES-EUPEN SA / NV

Textilstrasse 1
BE - 4700 EUPEN

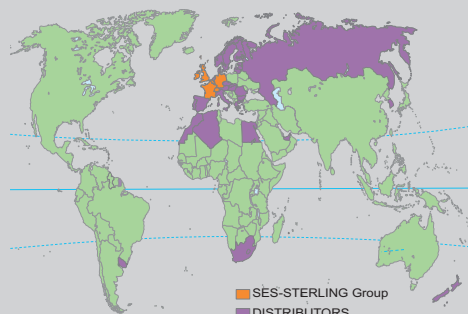
☎ +32 (0)87 85 90 50
@ ses-eupen@ses-sterling.com



SES-STERLING is present in over 50 countries around the world.

Export department

☎ +33 (0)3 89 70 20 23
Fax +33 (0)3 89 70 20 99
@ export@ses-sterling.com



■ SES-STERLING Group
■ DISTRIBUTORS





Material mixing

This is the heart of the preparation of all the materials used for rubber processing and some of the materials used for flexible extrusion. Equipped with mixers, preformers and an extruder, the workshop also recovers 90% of the plastic materials used in production for recycling.



Rubber

The rubber mouldings (grommets, protectors, caps, feet and washers) are manufactured on several presses. SES-STERLING designs and maintains the moulds. Extruders are used to produce HELAVIA[®] and SILAVIA sleeves.



Flexible extrusion

The machines, which are automatically fed with various materials from the plant, generate 8 million extruded metres of sleeves, profiles and other cable fixing accessories.




Injection

With several presses all fed automatically by a latest generation material centre, a wide range of thermoplastic materials is injected to produce standard or specific parts (cable ties, grommets, caps, etc.) from small to large series.



Rigid extrusion - LAUWPLAST

The LAUWPLAST site is equipped with numerous extruders and punching machines for the manufacture of cable and installation cable trunking, PLIOLINE protective sleeves and profiles for distribution boxes. The entire production chain is controlled here, from the receipt of plastic materials, production, packaging and storage to the dispatch of the finished products.



Braided sleeving


A large number of assembly and braiding machines ensure the production of PLIOSIL expandable braided sleeves. In order to meet all requirements, they are available in small or large dispenser boxes, in long industrial reels and in lengths cut to customer specifications.

Production workshops



Tools


In this workshop, we assemble the sleeve expanders used with the sleeves produced by SES-STERLING as well as automatic stripping pliers adapted to the needs of the aeronautical, railway and photovoltaic industries. Specific pliers developed according to the requirements of our customers are also offered.



Printing

Equipped with letterpress and inkjet machines, the print shop produces standard or customised marker cards to provide personalised identification of your facilities.

It also has offset equipment for printing all our catalogues.



Marking

Various marking techniques are mastered: inkjet, hot printing, thermal transfer, laser engraving and embossing on different types of products, mainly marker rings, heat-shrinkable marker sleeves and marker bars.



Packaging

The packaging activity consists of quantifying, packaging and labelling all the articles produced in bulk in the company. With a large fleet of packaging machines, including a high-tech multihead weigher, the workshop packages all the articles produced by SES-STERLING.



Warehouse / Shipment

A department that stores and manages raw materials, semi-finished products and finished products. Equipped with a racking system with its three-directional machines and an automated storage system, it is here that all orders are prepared, checked and then dispatched.




CERTIFICATION

fire-smoke for SES-STERLING products for railway
according to norm EN 45545-2




A4 - PLIOFINE heat shrinkable sleeving (0739)

Type	Classement
PLIOFINE BX-P	R22 HL3



A6 - Braided sleeving (0624)

Type	Classification
PLIOSIL PET	R22 HL3 R23 HL3



A7 - Protection tubing, cable glands and accessories (0630)

Type	Classification
PLIOWELL	R22 HL3
PWR	R23 HL3
PLIOLOCK	R22 HL3 R23 HL3



A20/A21/A22 - Polychloroprene rubber moulded parts HELAVIA, in TPE thermoplastic rubber and plastic Plioprène

By previously checking with the installer the product location and its environment, our moulded parts and grommets, whose mass is usually less than 10 g, should be accepted without special approval according to paragraph 4.3 of the "grouping rules" of the standard.



C1 - Cable trunking with slot and base punching

Type	Classification
GF-DIN-SH	R22 HL3 R23 HL3
GN-HF	R22 HL3 R23 HL3



C12 - Cable ties SES-QUICK and fixing accessories (0186)

Type	Classification
SE-HT	R22 HL2 R23 HL2
SE	R22 HL3 R23 HL3
SL-V0 & SE-V0	R22 HL3 R23 HL3

SPECIAL PRODUCTS



- Cable trunking with special perforations
- Marking: special printing on SES-STERLING standard products
- Cut to special lengths
- Moulded parts according to drawing

The manufacturer's performance

SES-STERLING has the tools and technology to meet the particular requirements of its customers for the cutting of standard or special products including special markings, special packs or moulded parts to samples...

Do not hesitate to ask for our advice or quotation. We will be able to offer a specific solution to your problem.

Trunking with special perforations


(See page C1/5-03)

SES-STERLING offers upon request special trunking as:

- trunking with special base or wall perforations,
- special lengths of trunking.

Perforations available on every standard trunking in our range.

Upon request SES-STERLING can execute new trunking with special profiles.



Marking system: print on SES-STERLING standard products

SES-STERLING offers the possibility to print a very large number of standard products according to the needs of the users. SES-STERLING masters all types of printing, i.e. inkjet, laser, thermal transfer (hot stamping by means of a ribbon), letterpress (stamping by means of a cliché) and stamping, and adapts the means of printing to the needs and the products to be marked.

Inkjet



- marker cards type E B1/1
- marker cards type EV B1/7-01
- marker cards type S B2/...
- write-on plates 14-1177 B5/2-04
- PLIO-M-MARKERS rings B7/2-01
- PLIOTEX-V^{plus} rings B7/4-01
- OPTO MARKERS marker rings B7/6-01
- PLIO® marker sleeves B9/3-01
- PLIO-R sleeves B9/4-01
- insulating caps B10/1-02
- caps for clip B10/2-01
- write-on plates CH-... B11/3
- cable ties with labels TE, TI, LI C12/7
- cable ties SES-WRAP C13/20-01

Laser

- marker cards type EV B1/7-01
- write-on plates 14-1177 B5/2-04
- marker rings HELAVIA® LASER-ONE B6/1-02
- marker rings SILAVIA LASER-ONE B6/3-02
- sleeves HELAVIA® LASER B9/1-01
- sleeves SILAVIA LASER B9/2-01
- sleeves PLIOFINE B-EX B9/4-01
- PLIO® carriers B11/1-01
- strips INOX B11/2-01
- bilayer plates PBC-LASER B11/4-01
- write-on plates CH-... B11/3
- profil M1P-M45 B13/21-03

Thermal transfer / hot stamping


- marker rings PLIOGRAPH^{PLUS} B5/1-02
- rings PLIO-V-MARKERS B7/1-01
- rings PLIO-M-MARKERS B7/2-01
- rings PLIOTEX-V^{plus} B7/4-01
- rings PLIOFAST B7/5-01
- carriers PLIOGRIP B8/1-01
- carriers PLIO SNAP+® B8/2-01
- sleeves PLIO-R B9/4-01
- sleeves PLIOFINE B-EX B9/4-01
- rigid insulating and identification markers B10/1-02
- printed boots for standard crimp terminals B10/2-01
- profil M1P-M45 B13/21-02





Letterpress

- code marker cards B1/...
- marker cards with label B2/...
- rings HELAVIA-TWIN B6/1-01
- rings SILAVIA-TWIN B6/3-01
- sleeves HELAVIA-TWIN B9/1-01
- sleeves SILAVIA-TWIN B9/2-01
- marker sleeves PLIO® B9/3-01



Embossed marking

- strips INOX B11/2-02

Cut to special lengths

The sales programme about protection sleeving is large and SES-STERLING is able to deliver this product range, in special lengths according to your needs.

This special cut relates to all this sleeving:

- HELAVIA®A2/1-01
- SILAVIAA2/2-01
- PLIO-SUPERA3/1-01
- PLIOPRENE TPEA3/10-01
- SILA-SUPERA3/20-01
- PLIO-RA4/1-01
- PLIOFINEA4/4...
- PLIOSPIREA5/1-02
- PLIOZIPA5/3-01
- PLIOSILA6/1...
- PLIOSIL EMIA6/3-01



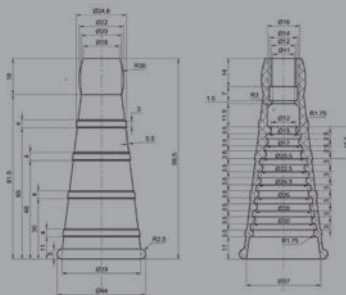
Moulded parts to sample

(See page A20/60-01)

Our technical service devises new compositions with high resistance for new small and medium moulded parts, usually used in the electrical industry, aircraft, navy, automobile industry, etc...

We await your suggestions and are ready to study your requests for the manufacture of moulded parts to sample. SES-STERLING can offer parts in:

- PVC (PLIO®)
- TPE
- rubber:
 - silicone SILAVIA
 - polychloroprene HELAVIA®
 - EPDM
 - nitril
- etc...





Visit our website

www.ses-sterling.com



Connect from your PC, Tablet or Smartphone,
our website adapts.

In 6 languages
(French, German, English, Dutch, Spanish and Russian)



More than
26 000 product references
and even more so in our online catalogue.

New products and presence at trade fairs and exhibitions.



Find the **representative** nearest you with our interactive map.

- A1 Sleeves
- A2 Elastomer sleeving
- A3 Insulating sleeving and sleeves
- A4 Heat shrinkable sleeving and sleeves
- A5 Spiral tubing PLIOSPIRE and PLIOZIP
- A6 Braided sleeving PLIOSIL
- A7 Reinforced flexible conduit and glands
- A8 Cable glands and accessories
- A20 HELAVIA® moulded grommets in polychloroprene rubber
- A21 Injected grommets in TPE thermoplastic elastomer rubber
- A22 Injected grommets PLIO® in PVC
- A23 Grommet strip and PLIO® tapes

A

Cable protection, insulation and cable glands

- B1 Code marker cards
- B2 Code marker label cards
- B3 Code marker cards for fluid pipes
- B4 Code marker strips SES-MARKERS®
- B5 PLIOGRAPH^{PLUS} marker system
- B6 Polychloroprene wire markers
- B7 Plastic PLIO® PVC wire markers
- B8 Identification systems
- B9 Markers
- B10 Various markers special print
- B11 Printed carriers with indelible marking
- B12 Label holders
- B13 Printing devices

B

Wire identification

- C1 Slotted cable trunking
- C2 Cable trunking without slots
- C3 Cable trunking accessories
- C4 Cable trunking for installation
- C6 Miscellaneous retaining products
- C9 Cable lacing and tying
- C10 Cable ties
- C11 Fixing accessories PLIOCATCH
- C12 Cable ties and accessories SES-QUICK
- C13 Various cable ties
- C14 Cable tie accessories
- C15 Cable ties for installations
- C16 Manual cable tie tools for SES® cable ties

C

Cable trunking and strapping

- D1 Sleeve expanders
- D2 Manual wire strippers
- D3 Manual dismantling tools
- D4 Scissors and cutting tools
- D5 Crimping tools
- D6 Connectors and terminals
- D7 Heat guns
- D9 Soldering and desoldering equipment

D




Tools and machines











A

Cable protection, insulation and cable glands



GROUP A: Cable protection, insulation and cable glands

A1 - Neoprene and silicone sleeves

A1/1 HELAVIA® standard sleeves black and coloured  **A1/2** HELAVIA® sleeves in special lengths  **A1/3** SILAVIA silicone rubber sleeves  **A1/4** Lubricant for HELAVIA® and SILAVIA sleeves  **A1/4** Assortment box with HELAVIA® sleeves  **A1/90** Sleeve expanders and application aids (summary) 














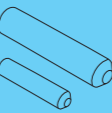
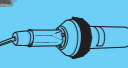
A2 - Elastomer sleeving

A2/1 HELAVIA® Neoprene sleeving  **A2/2** SILAVIA silicone rubber sleeving 





A3 - Insulating sleeving and sleeves

A3/1 **A3/2** PLIO-SUPER insulating sleeving and sleeves  **A3/3** PLIO-SUPER green / yellow earth sleeving and sleeves  **A3/5** PLIO insulating sleeving for high and low temperature  **A3/7** PLIO® thick-walled sleeving  **A3/8** PLIO® Industrial insulating sleeving in industrial packs  **A3/10** PLIOPRENE TPE insulating sleeving  **A3/20** SILA-SUPER insulating sleeving 







A4 - Heat shrinkable sleeving and sleeves

A4/1 PLIO-R heat shrinkable insulating sleeving and sleeves  **A4/2** Heat-shrinkable woven tubing THERMOSIL  **A4/4** PLIOFINE B heat shrinkable sleeving  **A4/5** PLIOFINE SAM heat shrinkable sleeving  **A4/6** PLIOFINE B-EX heat shrinkable sleeving and sleeves  **A4/6** PLIOFINE B-FX heat shrinkable sleeving, flat  **A4/6** PLIOFINE BX-P heat shrinkable sleeving, printable  **A4/6** PLIOFINE BX-FP heat shrinkable sleeving, flat, printable  **A4/7** PLIOFINE B-EX-03 heat shrinkable sleeving  **A4/7** PLIOFINE B-EX-03 heat shrinkable sleeving  **A4/11** PLIOFINE BX-VJ-03 heat shrinkable sleeving  **A4/20** PLIOFINE AD-UL-03 heat shrinkable sleeving  **A4/20** PLIOFINE AD-UL-04 heat shrinkable sleeving  **A4/20** Heat-shrinkable end caps PLIOFINE AD CAPS  **A4/90** Accessories 




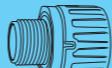

A5 - Spiral tubing

A5/1 PLIOSPIRE cable binding  **A5/1** Cable binding PLIOSPIRE MDE sensitive to metal detectors and ESD antistatic  **A5/2** PLIOSPIREplus (double helix)  **A5/3** PLIOZIP cable binding 


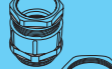


A6 - Braided sleeving PLIOSIL

A6/1 PLIOSIL expandable braided sleeving PET, PET-S, PA, PET-VO  **A6/2** PLIOSIL-HT, expandable braided sleeving, insulated HT HT-P, HT-S  **A6/3** PLIOSIL-EMI braided sleeving for shielding EMI  **A6/4** Self-closing textile split braided sleeving PLIOSIL WS  **A6/5** Pull-in aid PLIOSIL  **A6/5** Hot wire cutting machines 















A7 - Reinforced flexible conduit and glands

A7/1 ELECTROFLEX flexible conduit  **A7/2** Glands and supports for ELECTROFLEX  **A7/4** Corrugated flexible conduit PLIOWELL  **A7/5** PLIOLOCK cable glands and accessories  **A7/6** PLIOQUICK cable glands and accessories 

A8 - Cable glands and accessories

A8/1 PLIO-SPEED cable gland  **A8/2** PLIO cable gland and lock nuts  **A8/3** PLIO-BC locking plug  **A8/4** PLIO caps and protectors 






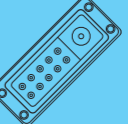
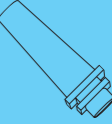




A20 - Moulded grommets in polychloroprene rubber HELAVIA® (Neoprene)

A20/1 Universal grommets DU and standard grommets HELAVIA® DA  **A20/2** HELAVIA® DC grommets with equal or unequal sides  **A20/2** HELAVIA® DE conical grommets and DH elongated grommets  **A20/5** HELAVIA®-DG membrane grommets  **A20/7** HELAVIA® universal flexible DV wire-clamps  **A20/7** HELAVIA® DX grommets, sealing  **A20/8** HELAVIA® semi-special grommets  **A20/20** HELAVIA® bushes and strain relief  **A20/30** HELAVIA® moulded caps  **A20/40** HELAVIA® cable support and feet  **A20/50** HELAVIA® flanged and bushed grommets  **A20/60** Assortment box with grommets  **A20/60** HELAVIA® moulded parts to samples or customers drawings  **A20/90** List of the grommets serie 15 

A21 - Injected parts in TPE thermoplastic rubber PLIOPRENE

A21/1 Standard grommets in PLIOPRENE TPE  **A21/2** Grommets with membrane in PLIOPRENE TPE and sealing grommet DGX  **A21/3** Strain relief grommets and special injected grommets in PLIOPRENE TPE  **A21/4** Boots in PLIOPRENE TPE for crimp terminals 

A22 - Injected parts in PVC

A22/1 PLIO® standard grommets DK  **A22/2** PLIO® standard grommets series DR - DKF  **A22/4** PLIO® oval grommets series DO  **A22/5** PLIO® membrane grommets DG and special grommets  **A22/6** PLIOCAP snap-on grommets  **ACA22/7** Modular grommet  **A22/10** PLIO® strain relief grommets  **A22/11** PLIO® strain relief bushes  **A22/20** Strain relief bushes DM  **A22/30** PLIO® terminal boots  **A22/31** PLIO® standard terminal boots BA 

A23 - Grommet strip and PLIO® tapes



A23/1 PLIOBORD grommet strip  **A23/2** Self-welding tape SI-303  **A23/2** Self-welding tape PLIOFINE A 720 





A1

Sleeves





HELAVIA® and SILAVIA sleeves support and insulate the ends of electric cables. SES sleeves can be used in conjunction with SES coloured or printed markers.

SES sleeves help to protect from dirt deposits, corrosion and abrasion. SES sleeves can be used as protectors. Thanks to SES sleeves the cabling is ergonomic.

Page

- A1/1 HELAVIA® standard sleeves in polychloroprene rubber black and coloured

HELAVIA® sleeves British norm in polychloroprene rubber black and colours



- A1/2 HELAVIA® sleeves in special lengths in polychloroprene rubber black



- A1/3 SILAVIA standard sleeves in silicone rubber for high temperatures natural, transparent and colours



- A1/4 Lubricant for HELAVIA® and SILAVIA sleeves



- A1/90 Sleeve expander
The sleeve expander of the last generation have been designed with a view to ease of use and confort. The ergonomic aspect, a robust construction with modern, appropriate materials and finish are very important points.



Standard sleeves in polychloroprene rubber



HELAVIA®



HELAVIA®

Material: polychloroprene rubber
quality 3490

Operating temperatures: -30 to +90°C (+110°C short time)

Hardness shore A: 40 ±5

Tensile strength at break: >6,5 MPa


Ultimate elongation: >500 %

Dielectric strength: >13 kV/mm


Volume resistivity: 4x10⁹ Ω.cm


Flame resistance: V0 UL94

Lubricated sleeves: until type A4



Standard colour: **010**
black



type	artide number	for wires Ø (mm)	length mm	Ø int. mm	wall thickness mm	 pcs
A0-M	0201 0071 010	1,25 - 2	20	1,25	0,5	1000
A0-C	0201 0001 010					100
A1-M	0201 0072 010	1,75 - 3,5	20	1,75	0,5	1000
A1-C	0201 0002 010					100
A1bis-M	0201 0073 010	2,4 - 4,5	20	2,4	0,6	1000
A1bis-C	0201 0003 010					100
A1K*-M	0201 0081 010	2,5 - 5,5	25	2,5	0,9	1000
A1K*-C	0201 0011 010					100
A2-M	0201 0074 010	3 - 6	25	3	0,6	1000
A2-C	0201 0004 010					100
A2K*-M	0201 0082 010	4 - 8	30	4	1,2	1000
A2K*-C	0201 0012 010					100
A3-M	0201 0075 010	5 - 9	25	5	0,7	1000
A3-C	0201 0005 010					100
A4-M	0201 0076 010	7,5 - 12	30	7,5	0,8	1000
A4-C	0201 0006 010					100
A5-D	0201 0077 010	10 - 15	35	10	0,9	500
A5-C	0201 0007 010					100
A8-D	0201 0078 010	12 - 20	50	12	1,2	500
A8-C	0201 0008 010					100
A9-D	0201 0079 010	14 - 23	50	14	1,3	500
A9-C	0201 0009 010					100
A10-D	0201 0080 010	17 - 28	50	17	1,3	500
A10-C	0201 0010 010					100



* thick-walled sleeves.

Standard sleeves in polychloroprene rubber



HELAVIA®



Standard colours:

001	002	003	004	005	006	007	008	013	015	020
white	blue	green	yellow	orange	brown	red	purple	grey	pink	light blue

Example for order:

code group	detail article	code colours
02010	XXXX	XXXX

type	article number	for wires Ø (mm)	length mm	Ø int. mm	wall mm	pces
A0-FM COLOR	0201 0071 ***					1000
A0-FC COLOR	0201 0001 ***	1,25 - 2	20	1,25	0,5	100
A1-FM COLOR	0201 0072 ***					1000
A1-FC COLOR	0201 0002 ***	1,75 - 3,5	20	1,75	0,5	100
A1bis-FM COLOR	0201 0073 ***					1000
A1bis-FC COLOR	0201 0003 ***	2,4 - 4,5	20	2,4	0,6	100
A1K*-FM COLOR	0201 0081 ***					1000
A1K*-FC COLOR	0201 0011 ***	2,5 - 5,5	25	2,5	0,9	100
A2-FM COLOR	0201 0074 ***					1000
A2-FC COLOR	0201 0004 ***	3 - 6	25	3	0,6	100
A2K*-FM COLOR	0201 0082 ***					1000
A2K*-FC COLOR	0201 0012 ***	4 - 8	30	4	1,2	100
A3-FM COLOR	0201 0075 ***					1000
A3-FC COLOR	0201 0005 ***	5 - 9	25	5	0,7	100
A4-FM COLOR	0201 0076 ***					1000
A4-FC COLOR	0201 0006 ***	7,5 - 12	30	7,5	0,8	100
A5-FD COLOR	0201 0077 ***					500
A5-FC COLOR	0201 0007 ***	10 - 15	35	10	0,9	100
A8-FD COLOR	0201 0078 ***					500
A8-FC COLOR	0201 0008 ***	12 - 20	50	12	1,2	100
A9-FD COLOR	0201 0079 ***					500
A9-FC COLOR	0201 0009 ***	14 - 23	50	14	1,3	100
A10-FD COLOR	0201 0080 ***					500
A10-FC COLOR	0201 0010 ***	17 - 28	50	17	1,3	100

* thick-walled sleeves.



Standard colour: 060 yellow/green

A0-C BICOL	0201 0001 060	1,25 - 2	20	1,25	0,5	100
A1-C BICOL	0201 0002 060	1,75 - 3,5	20	1,75	0,5	100
A1bis-C BICOL	0201 0003 060	2,4 - 4,5	20	2,4	0,6	100
A2-C BICOL	0201 0004 060	3 - 6	25	3	0,6	100
A3-C BICOL	0201 0005 060	5 - 9	25	5	0,7	100
A4-C BICOL	0201 0006 060	7,5 - 12	30	7,5	0,8	100
A5-C BICOL	0201 0007 060	10 - 15	35	10	0,9	100
A8-C BICOL	0201 0008 060	12 - 20	50	12	1,2	100
A9-C BICOL	0201 0009 060	14 - 23	50	14	1,3	100
A10-C BICOL	0201 0010 060	17 - 28	50	17	1,3	100



A1/2-01
special lengths



D1/1-01



D1/1-03



Sleeves - British norm in polychloroprene rubber



HELAVIA®



HELAVIA®

Material: polychloroprene rubber
quality 3490

Operating temperatures: -30 to +90°C (+110°C short time)

Hardness shore A: 40 ±5

Tensile strength at break: >6,5 MPa

Ultimate elongation: >500 %

Dielectric strength: >13 kV/mm

Volume resistivity: 4x10⁹ Ω.cm

Flame resistance: V0 UL94

Specifications: British norm BS 3858 type 1C

Lubricated sleeves: all types

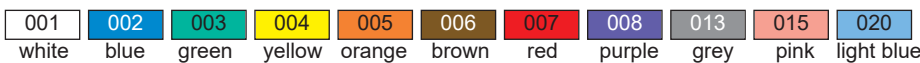


Standard colour: **010**
black

type	article number length 20 mm	article number length 25 mm	for wires Ø (mm)	Ø int. mm	wall mm	pces
A0a-M	0201 0611 010	0201 0612 010	1,2 - 2,5	1,2	0,75	1000
A0a-C	0201 0601 010	0201 0602 010				100
A0bis-M	0201 0613 010	0201 0614 010	1,5 - 3	1,5	0,75	1000
A0bis-C	0201 0603 010	0201 0604 010				100
A1a-M	0201 0615 010	0201 0616 010	2 - 4	2	0,75	1000
A1a-C	0201 0605 010	0201 0606 010				100
A2a-M	0201 0617 010	0201 0618 010	3 - 6	3	0,75	1000
A2a-C	0201 0607 010	0201 0608 010				100
A3a-M	-	0201 0619 010	5 - 10	5	1	1000
A3a-C	-	0201 0609 010				100



Standard colours:



Example for order:

code group	detail article	code colours
02010	xxxx	xxxx

type	article number length 20 mm	article number length 25 mm	for wires Ø (mm)	Ø int. mm	wall mm	pces
A0a-M COLOR	0201 0611 ***	0201 0612 ***	1,2 - 2,5	1,2	0,75	1000
A0a-C COLOR	0201 0601 ***	0201 0602 ***				100
A0bis-M COLOR	0201 0613 ***	0201 0614 ***	1,5 - 3	1,5	0,75	1000
A0bis-C COLOR	0201 0603 ***	0201 0604 ***				100
A1a-M COLOR	0201 0615 ***	0201 0616 ***	2 - 4	2	0,75	1000
A1a-C COLOR	0201 0605 ***	0201 0606 ***				100
A2a-M COLOR	0201 0617 ***	0201 0618 ***	3 - 6	3	0,75	1000
A2a-C COLOR	0201 0607 ***	0201 0608 ***				100
A3a-M COLOR	-	0201 0619 ***	5 - 10	5	1	1000
A3a-C COLOR	-	0201 0609 ***				100



HELAVIA® sleeves in special lengths in polychloroprene rubber



HELAVIA®



HELAVIA®

Material: polychloroprene rubber
quality 3490

Operating temperatures: -30 to +90°C (+110°C short time)

Hardness shore A: 40 ±5

Tensile strength at break: >6,5 MPa

Ultimate elongation: >500 %

Dielectric strength: >13 kV/mm

Volume resistivity: 4x10⁹ Ω.cm

Flame resistance: V0 UL94

Lubricated sleeves: until type A4



Standard colour: 010
black



type	for wires Ø (mm)	wall thickness mm	article number							pcs
			length 10 mm	length 15 mm	length 20 mm	length 25 mm	length 30 mm	length 40 mm	length 50 mm	
A0-SP	1,25 - 2	0,5	0201 0101 010	0201 0113 010	0201 0071 010	0201 0134 010	0201 0143 010	0201 0153 010	0201 0165 010	1000
A1-SP	1,75 - 3,5	0,5	0201 0102 010	0201 0114 010	0201 0072 010	0201 0135 010	0201 0144 010	0201 0154 010	0201 0166 010	1000
A1bis-SP	2,4 - 4,5	0,6	0201 0103 010	0201 0115 010	0201 0073 010	0201 0136 010	0201 0145 010	0201 0155 010	0201 0167 010	1000
A1K*-SP	2,5 - 5,5	0,9	0201 0111 010	0201 0123 010	0201 0132 010	0201 0081 010	0201 0152 010	0201 0163 010	0201 0172 010	1000
A2-SP	3 - 6	0,6	0201 0104 010	0201 0116 010	0201 0125 010	0201 0074 010	0201 0146 010	0201 0156 010	0201 0168 010	1000
A3-SP	5 - 9	0,7	0201 0105 010	0201 0117 010	0201 0126 010	0201 0075 010	0201 0147 010	0201 0157 010	0201 0169 010	1000
A4-SP	7,5 - 12	0,8	0201 0106 010	0201 0118 010	0201 0127 010	0201 0137 010	0201 0076 010	0201 0158 010	0201 0170 010	1000
A5-SP	10 - 15	0,9	0201 0107 010	0201 0119 010	0201 0128 010	0201 0138 010	0201 0148 010	0201 0159 010	0201 0171 010	500
A8-SP	12 - 20	1,2	0201 0108 010	0201 0120 010	0201 0129 010	0201 0139 010	0201 0149 010	0201 0160 010	0201 0078 010	500

* thick-walled sleeves.

Other lengths and colours: please consult us.
Minimum order: 1 complete coil (see page A2/1-01).



Standard sleeves in silicone rubber for high temperatures



SILAVIA



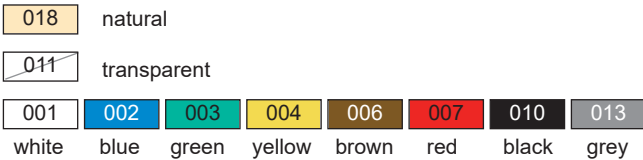
SILAVIA

Material: silicone rubber quality 2412
Operating temperatures: -80 to +200°C (+250°C short time)
Hardness shore A: 40 ±5
Tensile strength at break: >7 MPa
Ultimate elongation: >600 %
Dielectric strength: 18 kV/mm
Volume resistivity: 10¹⁵ Ω.cm

Lubricated sleeves: until type A4



Standard colours:



Example for order:

code group	detail article	code colours
0205	0xxx	xxx



type	article number			for wires Ø (mm)	length mm	Ø int. mm	wall thickness mm	pces
	natural 018	transparent 011	colours xxx					
SILAVIA A0-SC	0205 0001 018	0205 0051 011	0205 0021 ***	1,3 - 1,8	20	1,25	0,5	100
SILAVIA A1-SC	0205 0002 018	0205 0052 011	0205 0022 ***	1,9 - 2,5	20	1,75	0,5	100
SILAVIA A1bis-SC	0205 0003 018	0205 0053 011	0205 0023 ***	2,4 - 3	20	2,4	0,6	100
SILAVIA A1K*-SC	0205 0011 018	0205 0061 011	0205 0031 ***	2,5 - 4	25	2,5	0,9	100
SILAVIA A2-SC	0205 0004 018	0205 0054 011	0205 0024 ***	3 - 4	25	3	0,6	100
SILAVIA A2K*-SC	0205 0012 018	0205 0062 011	0205 0032 ***	4 - 6	30	4	1,2	100
SILAVIA A3-SC	0205 0005 018	0205 0055 011	0205 0025 ***	5 - 7	25	5	0,7	100
SILAVIA A4-SC	0205 0006 018	0205 0056 011	0205 0026 ***	7,5 - 9	30	7,5	0,8	100
SILAVIA A5-SC	0205 0007 018	0205 0057 011	0205 0027 ***	10 - 13	35	10	1	100
SILAVIA A8-SC	0205 0008 018	0205 0058 011	0205 0028 ***	13 - 16	50	12	1,2	100
SILAVIA A9-SC	0205 0009 018	0205 0059 011	0205 0029 ***	15 - 19	50	14	1,3	100
SILAVIA A10-SC	0205 0010 018	0205 0060 011	0205 0030 ***	18 - 25	50	17	1,3	100

* thick-walled sleeves.



Lubricant for sleeves HELAVIA® and SILAVIA



LUB2




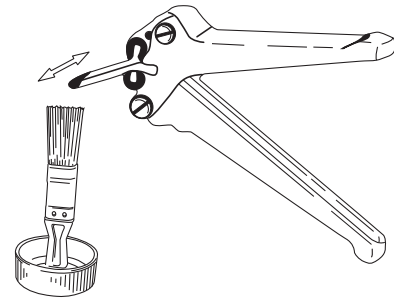
LUB2

Material: white mineral oil (silicone-free)
Characteristics: transparent, colourless and odourless

Application: LUB2 is recommended by SES-STERLING as a lubricant to facilitate the assembly of HELAVIA® and SILAVIA rubber sleeves. The brush attached to the screw cap allows the right amount of lubricant to be delivered to ensure proper assembly using our sleeve expanders.



type	artide number	 pces
LUB2 can of 0,25 L with brush	0707 0001 000	1



Assortment box with HELAVIA® sleeves in polychloroprene rubber



type	art. no.	 pce
Assortment box with sleeves	0201 1000 000	1

New

The transparent polypropylene box, equipped with a handle for easy transport, contains 4 different sizes (2100 pieces) and 1 sleeve expander, contents as follows:

type	art. no.	colour	quantity (pces)
HELAVIA® A2x25	0201 0004 010	Black	200
HELAVIA® A2x25	0201 0004 006	Brown	200
HELAVIA® A2x25	0201 0004 002	Blue	200
HELAVIA® A2x25	0201 0004 007	Red	200
HELAVIA® A2x25	0201 0004 060	Yellow/Green	200
HELAVIA® A3x25	0201 0005 010	Black	100
HELAVIA® A3x25	0201 0005 006	Brown	100
HELAVIA® A3x25	0201 0005 002	Blue	100
HELAVIA® A3x25	0201 0005 007	Red	100
HELAVIA® A3x25	0201 0005 060	Yellow/Green	100
HELAVIA® A4x30	0201 0006 010	Black	100
HELAVIA® A4x30	0201 0006 006	Brown	100
HELAVIA® A4x30	0201 0006 002	Blue	100
HELAVIA® A4x30	0201 0006 007	Red	100
HELAVIA® A4x30	0201 0006 060	Yellow/Green	100
HELAVIA® A5x35	0201 0007 010	Black	50
HELAVIA® A5x35	0201 0007 060	Yellow/Green	50
sleeve expander KY3	0410 0138 000		1



Dimension of the box: 460 x 350 x 81 mm

In order to use our SES **sleeving and sleeves** efficiently, a series of **expanders** are available.

The illustrations below indicate this versatile range.

If you need more details, please see "**TOOLS**" chapter of this catalogue, Group D1.



sleeve expanders serie KP
D1/1-01



sleeve expanders series KY
D1/1-03



sleeve expanders series KN and KNS
D1/2-01



A2

Elastomer sleeving





SES-STERLING specialise in manufacturing high elasticity sleeving.
The standard programme consists of HELAVIA® polychloroprene tubing and SILAVIA silicone tubing.
Sleeving to your specific dimensions can be supplied.
These sleeving provide elastic and mechanical performance and a good resistance to aging.

Page

- A2/1 HELAVIA® sleeving in polychloroprene rubber with or without lubricant
black and colours

HELAVIA® sleeving to British standard in polychloreprene rubber
black and colours



- A2/2 SILAVIA sleeving in silicone rubber with or without lubricant
black and colours



Insulating sleeving in polychloroprene rubber



HELAVIA®



HELAVIA®

Material: polychloroprene rubber
quality 3490

Operating temperatures: -30 to +90°C (+110°C short time)

Shore hardness A: 40 ±5

Tensile strength at break: >6,5 MPa

Ultimate elongation: >500 %


Dielectric strength: >13 kV/mm

Volume resistivity: 4x10⁹ Ω.cm

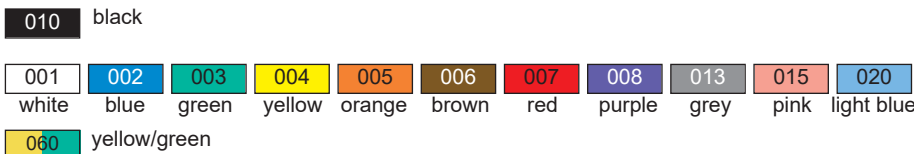
Flame resistance: V0 UL94

Application: mechanical protection and
dielectric insulating

Lubricated sleeving: until type A4



Standard colours:



Example for order:

code group	detail article	code colours
02100	x x x x	x x x

type	article number			dimensions (mm)			 m
	black 010	colours xxx	yellow/green 060	for cable Ø	int. Ø	wall thickness	
HELAVIA A0	0210 0001 010	0210 0051 ***	0213 0101 060	1,25 - 2	1,2	0,5	100
HELAVIA A1	0210 0002 010	0210 0052 ***	0213 0102 060	1,75 - 3,5	1,75	0,5	100
HELAVIA A1bis	0210 0003 010	0210 0053 ***	0213 0103 060	2,4 - 4,5	2,4	0,6	100
HELAVIA A1K*	0210 0007 010	0210 0057 ***	-	2,5 - 5,5	2,5	0,9	100
HELAVIA A2	0210 0004 010	0210 0054 ***	0213 0104 060	3 - 6	3	0,6	100
HELAVIA A2K*	0210 0008 010	0210 0058 ***	-	4 - 8	4	1,2	100
HELAVIA A3	0210 0005 010	0210 0055 ***	0213 0105 060	5 - 9	5	0,7	100
HELAVIA A4	0210 0006 010	0210 0056 ***	0213 0106 060	7,5 - 12	7,5	0,8	100
HELAVIA A5	0210 0009 010	0210 0059 ***	0213 0107 060	10 - 15	10	0,9	50
HELAVIA A8	0210 0010 010	0210 0060 ***	0213 0108 060	12 - 20	12	1,2	50
HELAVIA A9	0210 0011 010	0210 0061 ***	0213 0109 060	14 - 23	14	1,3	50
HELAVIA A10	0210 0012 010	0210 0062 ***	0213 0110 060	17 - 28	17	1,3	40

* thick-walled sleeving

• HELAVIA® sleeving to British Standard BS3858 type 1C

Standard colours:



Example for order:

code group	detail article	code colours
02060	x x x x	x x x

type	article number		dimensions (mm)			 m
	black 010	colours xxx	for cable Ø	int. Ø	wall thickness	
HELAVIA A0a	0206 0601 010	0206 0651 ***	1,2 - 2,5	1,2	0,75	100
HELAVIA A0bis	0206 0602 010	0206 0652 ***	1,5 - 3	1,5	0,75	100
HELAVIA A1a	0206 0603 010	0206 0653 ***	2 - 4	2	0,75	100
HELAVIA A2a	0206 0604 010	0206 0654 ***	3 - 6	3	0,75	100
HELAVIA A3a	0206 0605 010	0206 0655 ***	5 - 10	5	1	100

Insulating sleeving silicone rubber for very high temperatures



SILAVIA

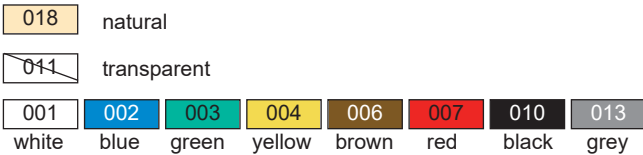


SILAVIA

Material: silicone rubber
Operating temperatures: -80 to +200°C (+250°C short time)
Shore hardness A: 40 ±5
Tensile strength at break: >7 MPa
Ultimate elongation: >600 %
Dielectric strength: >18 kV/mm
Volume resistivity: 10¹⁵ Ω.cm
Specifications: mechanical protection and dielectric isolation for high temperatures.
Lubricated sleeves: until type A4




Standard colours:



Example for order:

code group	detail article	code colours
0211	0xxx	xxx


type	article number			dimensions (mm)			 m
	natural 018	transparent 011	color xxx	for cable Ø	int. Ø	wall thickness	
SILAVIA A0	0211 0001 018	0211 0021 011	0211 0051 ***	1,3 - 1,8	1,25	0,5	100
SILAVIA A1	0211 0002 018	0211 0022 011	0211 0052 ***	1,9 - 2,5	1,75	0,5	100
SILAVIA A1bis	0211 0003 018	0211 0023 011	0211 0053 ***	2,4 - 3	2,4	0,6	100
SILAVIA A1K*	0211 0013 018	0211 0031 011	0211 0061 ***	2,5 - 4	2,5	0,9	100
SILAVIA A2	0211 0004 018	0211 0024 011	0211 0054 ***	3 - 4	3	0,6	100
SILAVIA A2K*	0211 0014 018	0211 0032 011	0211 0062 ***	4 - 6	4	1,2	100
SILAVIA A3	0211 0005 018	0211 0025 011	0211 0055 ***	5 - 7	5	0,7	100
SILAVIA A4	0211 0006 018	0211 0026 011	0211 0056 ***	7,5 - 9	7,5	0,8	70
SILAVIA A5	0211 0009 018	0211 0027 011	0211 0057 ***	10 - 13	10	1	40
SILAVIA A8	0211 0010 018	0211 0028 011	0211 0058 ***	13 - 16	12	1,2	35
SILAVIA A9	0211 0011 018	0211 0029 011	0211 0059 ***	15 - 19	14	1,3	30
SILAVIA A10	0211 0012 018	0211 0030 011	0211 0060 ***	18 - 25	17	1,3	30

* thick-walled sleeving



A3

Insulating sleeving and sleeves





Insulating sleeving is used for the protection and the insulation of electric cables.

It is available in different colours and 3 materials:

- **PVC:** this material is available in different colours, has a good resistance to light and is used for the marking of cables. Resistant to ozone, ageing and acids, the PVC sleeving is specially used for the isolation of electric cables, mechanical protection, the transport of fluids with low pressure at room temperature (except special aggressive products).
- **TPE:** this material looks like rubber and is used for applications that need a good resistance to high and low temperatures. Furthermore. It offers more elasticity and flexibility than PVC.
- **Silicone:** specially used for electrical insulation, this halogene free material has a good resistance to high temperatures.

All the sleeving are available in sleeves upon request.

page	type	material	temperature	colours	particularity
• A3/1 • A3/2	PLIO-SUPER	PVC 9923	-20 to +90°C	standard colour black - white - blue yellow - red transparent semi-standard colour green - orange - purple grey	general use
• A3/3	PLIO-SUPER bicolor	PVC 9923	-20 to +90°C	green/yellow	general use
• A3/5	PLIO HT LF PLIO BT LF	PVC 9862 PVC 9863	-40 to +105°C -55 to +70°C	black transparent	high temperatures low temperatures
• A3/7	PLIO thick walled tube	PVC 9832	-20 to +60°C	transparent	thick walled
• A3/8	PLIO-industrial	PVC 9836	-20 to +90°C	black - white - blue yellow - red	long length and flexibility
• A3/10	PLIOPRENE TPE	TPE	-40 to +125°C	black	halogenfree
• A3/20	SILA-SUPER	silicone	-50 to +200°C	transparent	halogenfree



This tubing quality can be produced as special manufacture in other colours.
Availability details upon request.

PLIO-SUPER

Material:	PVC quality 9923
Operating temperatures:	-20 to +90°C
Shore A hardness:	90 ±5
Tensile strength at break:	20 MPa
Ultimate elongation:	300 %
Dielectric strength:	20 kV/mm
Volume resistivity:	3x10 ¹² Ω.cm
Flame resistance:	V2 UL94 (internal test)
Specificity:	Standards NF C 93 641; DIN 40.621 & VSM 11930
Specification:	good resistance to ozone, aging, acids and friction.
Application:	protection and insulation.




Standard colours:



Example for order:

code group	detail article	code colour
0801	x x x x	x x x

type	article number		internal Ø mm	external Ø mm	wall thickness mm	 m
	black 010	colours xxx				
PLIO-SUPER 0,5x1,3	0801 0034 010	0801 0034 ***	0,5	1,3	0,4	50
PLIO-SUPER 1,0x1,8	0801 0001 010	0801 0001 ***	1	1,8	0,4	50
PLIO-SUPER 1,5x2,3	0801 0002 010	0801 0002 ***	1,5	2,3	0,4	50
PLIO-SUPER 2,0x2,8	0801 0003 010	0801 0003 ***	2	2,8	0,4	50
PLIO-SUPER 2,5x3,3	0801 0004 010	0801 0004 ***	2,5	3,3	0,4	50
PLIO-SUPER 3,0x3,8	0801 0005 010	0801 0005 ***	3	3,8	0,4	50
PLIO-SUPER 3,5x4,3	0801 0006 010	0801 0006 ***	3,5	4,3	0,4	50
PLIO-SUPER 4,0x5,0	0801 0007 010	0801 0007 ***	4	5	0,5	50
PLIO-SUPER 4,5x5,5	0801 0008 010	0801 0008 ***	4,5	5,5	0,5	25
PLIO-SUPER 5,0x6,0	0801 0009 010	0801 0009 ***	5	6	0,52	25
PLIO-SUPER 6,0x7,1	0801 0010 010	0801 0010 ***	6	7,1	0,55	25
PLIO-SUPER 7,0x8,2	0801 0011 010	0801 0011 ***	7	8,2	0,60	25
PLIO-SUPER 8,0x9,2	0801 0012 010	0801 0012 ***	8	9,2	0,62	25
PLIO-SUPER 9,0x10,3	0801 0013 010	0801 0013 ***	9	10,3	0,67	25
PLIO-SUPER 10,0x11,4	0801 0014 010	0801 0014 ***	10	11,4	0,7	25
PLIO-SUPER 12,0x13,5	0801 0016 010	0801 0016 ***	12	13,5	0,75	25
PLIO-SUPER 14,0x15,6	0801 0018 010	0801 0318 ***	14	15,6	0,8	25
PLIO-SUPER 16,0x17,6	0801 0020 010	0801 0320 ***	16	17,6	0,8	25
PLIO-SUPER 18,0x19,6	0801 0022 010	0801 0322 ***	18	19,6	0,8	25
PLIO-SUPER 20,0x21,6	0801 0024 010	0801 0324 ***	20	21,6	0,8	25
PLIO-SUPER 22,0x24,0	0801 0025 010	0801 0325 ***	22	24	1	25
PLIO-SUPER 24,0x26,0	0801 0026 010	0801 0326 ***	24	26	1	25
PLIO-SUPER 26,0x28,0	0801 0027 010	0801 0327 ***	26	28	1	25
PLIO-SUPER 28,0x30,0	0801 0028 010	0801 0328 ***	28	30	1	25
PLIO-SUPER 30,0x32,0	0801 0029 010	0801 0329 ***	30	32	1	25
PLIO-SUPER 32,0x34,0	0801 0030 010	0801 0330 ***	32	34	1	25
PLIO-SUPER 34,0x36,0	0801 0031 010	0801 0331 ***	34	36	1	25
PLIO-SUPER 36,0x38,0	0801 0032 010	0801 0332 ***	36	38	1	25
PLIO-SUPER 40,0x42,0	0801 0033 010	0801 0333 ***	40	42	1	25
PLIO-SUPER 50,0x53,0	0801 0035 010	-	50	53	1,50	25
PLIO-SUPER 60,0x63,0	0801 0036 010	-	60	63	1,50	25

Insulating sleeving in PVC

Semi-standard colours



PLIO-SUPER



PLIO-SUPER

Material:	PVC quality 9923
Operating temperatures:	-20 to +90°C
Shore A hardness:	90 ±5
Tensile strength at break:	20 MPa
Ultimate elongation:	300 %
Dielectric strength:	20 kV/mm
Volume resistivity:	3x10 ¹² Ω.cm
Flame resistance:	V2 UL94 (internal test)
Specification:	good resistance to ozone, aging, acids and friction.
Application:	protection and insulation.



Semi-standard colours (manufactured only upon request)

003	005	006	008	013
green	orange	brown	purple	grey

Example for order:

code group	detail article	code colour
0801	XXXXXX	XXXX

type	artide number colours	internal Ø mm	external Ø mm	wall thickness mm	m
	XXX				
PLIO-SUPER 0,5x1,3	0801 0334 ***	0,5	1,3	0,4	50
PLIO-SUPER 1,0x1,8	0801 0301 ***	1	1,8	0,4	50
PLIO-SUPER 1,5x2,3	0801 0302 ***	1,5	2,3	0,4	50
PLIO-SUPER 2,0x2,8	0801 0303 ***	2	2,8	0,4	50
PLIO-SUPER 2,5x3,3	0801 0304 ***	2,5	3,3	0,4	50
PLIO-SUPER 3,0x3,8	0801 0305 ***	3	3,8	0,4	50
PLIO-SUPER 3,5x4,3	0801 0306 ***	3,5	4,3	0,4	50
PLIO-SUPER 4,0x5,0	0801 0307 ***	4	5	0,5	50
PLIO-SUPER 4,5x5,5	0801 0308 ***	4,5	5,5	0,5	25
PLIO-SUPER 5,0x6,0	0801 0309 ***	5	6	0,52	25
PLIO-SUPER 6,0x7,1	0801 0310 ***	6	7,1	0,55	25
PLIO-SUPER 7,0x8,2	0801 0311 ***	7	8,2	0,6	25
PLIO-SUPER 8,0x9,2	0801 0312 ***	8	9,2	0,62	25
PLIO-SUPER 9,0x10,3	0801 0313 ***	9	10,3	0,67	25
PLIO-SUPER 10,0x11,4	0801 0314 ***	10	11,4	0,7	25
PLIO-SUPER 12,0x13,5	0801 0316 ***	12	13,5	0,75	25
PLIO-SUPER 14,0x15,6	0801 0318 ***	14	15,6	0,8	25
PLIO-SUPER 16,0x17,6	0801 0320 ***	16	17,6	0,8	25
PLIO-SUPER 18,0x19,6	0801 0322 ***	18	19,6	0,8	25
PLIO-SUPER 20,0x21,6	0801 0324 ***	20	21,6	0,8	25
PLIO-SUPER 22,0x24,0	0801 0325 ***	22	24	1	25
PLIO-SUPER 24,0x26,0	0801 0326 ***	24	26	1	25
PLIO-SUPER 26,0x28,0	0801 0327 ***	26	28	1	25
PLIO-SUPER 28,0x30,0	0801 0328 ***	28	30	1	25
PLIO-SUPER 30,0x32,0	0801 0329 ***	30	32	1	25
PLIO-SUPER 32,0x34,0	0801 0330 ***	32	34	1	25
PLIO-SUPER 34,0x36,0	0801 0331 ***	34	36	1	25
PLIO-SUPER 36,0x38,0	0801 0332 ***	36	38	1	25
PLIO-SUPER 40,0x42,0	0801 0333 ***	40	42	1	25



PLIO-SUPER

Material:	PVC quality 9923
Operating temperatures:	-20 to +90°C
Shore A hardness:	90 ±5
Tensile strength at break:	20 MPa
Ultimate elongation:	300 %
Dielectric strength:	20 kV/mm
Volume resistivity:	$3 \times 10^{12} \Omega \cdot \text{cm}$
Flame resistance:	V2 UL94 (internal test)
Available lengths:	< 180 mm for longer lengths please consult us



Standard colours:



Semi-standard colours:



PLIO-SUPER sleeves are not on stock.

Prices are based on quantities, sizes, colours (standard or semi-standard), and lengths.
It is important that these details appear on the inquiries.

In general, the optimal amounts depending on the sizes and lengths are as follows:


Sizes	Minimum quantity	
Ø 0,5 mm to Ø 4 mm	50 m	equal to the number of sleeves cut using a standard skein of material
Ø 4,5 mm to Ø 40 mm	25 m	

PLIO-SUPER J/V

Material:	PVC quality 9923
Colours:	yellow/green
Operating temperatures:	-20 to +90°C
Shore A hardness:	90 ±5
Tensile strength at break:	20 MPa
Ultimate elongation:	300 %
Dielectric strength:	20 kV/mm
Volume resistivity:	3x10 ¹² Ω.cm
Flame resistance:	V2 UL94 (internal test)



• PLIO-SUPER earth sleeving bicolor yellow/green

type	article number	internal Ø mm	external Ø mm	wall thickness mm	 m
PLIO-SUPER J/V 2x2,8	0837 0001 060	2	2,8	0,4	50
PLIO-SUPER J/V 4x5,0	0837 0002 060	4	5	0,5	50
PLIO-SUPER J/V 6x7,1	0837 0003 060	6	7,1	0,55	25
PLIO-SUPER J/V 8x9,2	0837 0004 060	8	9,2	0,62	25
PLIO-SUPER J/V 10x11,4	0837 0005 060	10	11,4	0,7	25
PLIO-SUPER J/V 12x13,5	0837 0006 060	12	13,5	0,75	25
PLIO-SUPER J/V 14x15,6	0837 0007 060	14	15,6	0,8	25
PLIO-SUPER J/V 16x17,6	0837 0008 060	16	17,6	0,8	25
PLIO-SUPER J/V 20x21,6	0837 0010 060	20	21,6	0,8	25

• Special colours and PLIO-SUPER green/yellow earth sleeves

Special colours:

Bi-coloured PLIO-SUPER insulating sleeves can be specially manufactured in other colour compositions. Prices, delivery time and minimum quantity upon request.

Sleeves and sleeving sections:

Prices and delivery of sleeves depend on quantities, sizes and lengths.

Special deliveries only upon the following minimum quantities:

sizes	min. quantities
Ø 2 mm to Ø 4 mm	50 m quantity of sleeves = 1 reel of standard insulating sleeving
Ø 6 mm to Ø 20 mm	25 m quantity of sleeves = 1 reel of standard insulating sleeving

Insulating sleeving for high temperature for low temperature





PLIO® H.T. LF
PLIO® B.T. LF



PLIO® H.T. LF


Material:	PVC quality 9862 lead free
Colour:	black
Operating temperatures:	-40 to +105°C +135°C short time
Shore A hardness:	80 ±5
Tensile strength at break:	> 15 MPa
Ultimate elongation:	250 %
Dielectric strength:	> 20 kV/mm
Flame resistance:	V0 UL94 (internal test)
Specification:	according to Norm NF C 93 641 DIN 40.621 & VSM 11930




type	article number	Ø i.d. mm	Ø o.d. mm	wall thickness mm	
					m
PLIO H.T. 1,0x1,8	0817 0001 010	1	1,8	0,4	50
PLIO H.T. 1,5x2,5	0817 0002 010	1,5	2,5	0,5	50
PLIO H.T. 2,0x2,8	0817 0003 010	2	2,8	0,4	50
PLIO H.T. 3,0x3,9	0817 0004 010	3	3,9	0,45	50
PLIO H.T. 4,0x5,0	0817 0005 010	4	5	0,5	50
PLIO H.T. 5,0x6,0	0817 0006 010	5	6	0,52	25
PLIO H.T. 6,0x7,1	0817 0007 010	6	7,1	0,55	25
PLIO H.T. 8,0x9,2	0817 0008 010	8	9,2	0,62	25
PLIO H.T. 10,0x11,4	0817 0009 010	10	11,4	0,7	25
PLIO H.T. 12,0x13,5	0817 0010 010	12	13,5	0,75	25
PLIO H.T. 14,0x15,6	0817 0011 010	14	15,6	0,8	25
PLIO H.T. 16,0x17,6	0817 0012 010	16	17,6	0,8	25
PLIO H.T. 20,0x21,6	0817 0014 010	20	21,6	0,8	25

PLIO® B.T. LF

Material:	PVC quality 9863 lead free
Colour:	translucent/transparent
Operating temperatures:	-55 to +70°C
Shore A Hardness:	75 ±5
Tensile strength at break:	> 15 MPa
Ultimate elongation:	400 %
Dielectric strength:	> 20 kV/mm
Specification:	according to Norm NF C 93 641 DIN 40.621 & VSM 11930




type	article number	Ø i.d. mm	Ø o.d. mm	wall thickness mm	
					m
PLIO B.T. 1,0x1,8	0818 0001 011	1	1,8	0,4	50
PLIO B.T. 1,5x2,5	0818 0002 011	1	2,5	0,5	50
PLIO B.T. 2,0x2,8	0818 0003 011	2	2,8	0,4	50
PLIO B.T. 3,0x3,9	0818 0004 011	3	3,9	0,45	50
PLIO B.T. 4,0x5,0	0818 0005 011	4	5	0,5	50
PLIO B.T. 5,0x6,0	0818 0006 011	5	6	0,52	25
PLIO B.T. 6,0x7,1	0818 0007 011	6	7,1	0,55	25
PLIO B.T. 8,0x9,2	0818 0008 011	8	9,2	0,62	25
PLIO B.T. 10,0x11,4	0818 0009 011	10	11,4	0,7	25
PLIO B.T. 6,0x17,6	0818 0012 011	16	17,6	0,8	25

PLIO® sleeving

Material: PVC quality 9832-11
Colours: transparent colourless
Operating temperatures: -20 to +60°C
Shore A Hardness: 85 ±5
Tensile strenght at break: 20 MPa
Ultimate elongation: 300 %
Dielectric strength: > 20 kV/mm
Volume resistivity: 1x10¹³ Ω.cm
Application: these sleeveings are not reinforced and can only be used to supply a flow of air, water or other low pressure fluids.
 Please consult us for special use.



type	article number	Ø i.d. mm	Ø o.d. mm	wall thickness mm	 m
Sleeving PLIO Indus. 2,5x5,5	0803 0001 011	2,5	5,5	1,5	50
Sleeving PLIO Indus. 3,5x6,0	0803 0003 011	3,5	6	1,2	50
Sleeving PLIO Indus. 4,0x7,0	0803 0005 011	4	7	1,5	25
Sleeving PLIO Indus. 4,5x7,5	0803 0006 011	4,5	7,5	1,5	25
Sleeving PLIO Indus. 5,0x8,0	0803 0007 011	5	8	1,5	25
Sleeving PLIO Indus. 6,0x9,0	0803 0008 011	6	9	1,5	25
Sleeving PLIO Indus. 8,0x11,0	0803 0010 011	8	11	1,5	25
Sleeving PLIO Indus. 10,0x13,5	0803 0012 011	10	13,5	1,7	25
Sleeving PLIO Indus. 15,0x19,0	0803 0023 011	15	19	2	25

“PLIO-Industrial” insulating sleeving in PVC

in industrial packs



PLIO-industriel



PLIO-Industrial - 9836 LF

Material:	PVC quality 9836 lead free
Operating temperatures:	-20 to +90°C
Density:	1,43 g/cm ³
Hardness shore A:	85 ±5
Tensile strength:	15 MPa
Tensile strength at break:	250 %
Volume resistivity:	20 kV/mm
Flame resistance:	V0 UL94
Specifications:	DIN 40.621 VSM 11930

Application: protection and insulation of electric cables in the Industry. Answers the new requirements of the automobile market.



Standard colour:


010
black

Semi-standard colours: minimum 5 reels per type and colour

001 **002** **004** **007**
white blue yellow red

Example for order:

code group	detail article	code colours
0801	xxxx	xxxx

Typ	article number	Ø i.d. mm	Ø o.d. mm	wall thickness mm	 m
PLIO-indus 2,0	0801 0402 ***	2	2,8	0,4	800
PLIO-indus 3,0	0801 0403 ***	3	3,8	0,4	500
PLIO-indus 4,0	0801 0404 ***	4	5	0,5	500
PLIO-indus 5,0	0801 0405 ***	5	6	0,5	500
PLIO-indus 6,0	0801 0406 ***	6	7	0,5	500
PLIO-indus 7,0	0801 0407 ***	7	8,7	0,5	500
PLIO-indus 8,0	0801 0408 ***	8	9,4	0,7	400
PLIO-indus 9,0	0801 0409 ***	9	10,4	0,7	400
PLIO-indus 10,0	0801 0410 ***	10	11,4	0,7	300
PLIO-indus 12,0	0801 0412 ***	12	13,4	0,7	200
PLIO-indus 14,0	0801 0414 ***	14	15,4	0,7	200
PLIO-indus 16,0	0801 0416 ***	16	17,6	0,8	150
PLIO-indus 18,0	0801 0418 ***	18	19,6	0,8	150
PLIO-indus 20,0	0801 0420 ***	20	21,6	0,8	75
PLIO-indus 22,0	0801 0422 ***	22	24	1	75
PLIO-indus 24,0	0801 0424 ***	24	26	1	50
PLIO-indus 26,0	0801 0426 ***	26	28,4	1,2	50

The sleeving is inflated and sealed at both ends so that they retain their profile.

Upon request sleeving can be delivered on cardboard reels (see below).

Other types or colours: Prices and delivery time upon request.



standard packing



cardboard (upon request)

“PLIO-Industrial” insulating sleeving

in PVC

in small lengths



PLIO-industriel




PLIO-industrial - 9836 LF

Material:	PVC quality 9836 LF
Colour:	black
Operating temperatures:	-20 to +90°C
Density:	1,43 g/cm ³
Hardness Shore A:	85 ±5
Tensile strength:	15 MPa
Tensile strength at break:	250 %
Volume resistivity:	20 kV/mm
Flame resistance:	V0 UL94 (internal test)
Packing:	roll
Specifications:	DIN 40.621 VSM 11930

Applications: protection and insulation of electric cables in the Industry.
Answers the new requirements of the automobile market.



Typ	Art. Nr.	Ø i.d. mm	Ø o.d. mm	wall thickness mm	 m
PLIO-indus 2,0 RLX 50	0801 0652 010	2	2,8	0,4	50
PLIO-indus 3,0 RLX 50	0801 0653 010	3	3,8	0,4	50
PLIO-indus 4,0 RLX 50	0801 0654 010	4	5	0,5	50
PLIO-indus 5,0 RLX 25	0801 0655 010	5	6	0,5	25
PLIO-indus 6,0 RLX 25	0801 0656 010	6	7	0,5	25
PLIO-indus 7,0 RLX 25	0801 0657 010	7	8,7	0,5	25
PLIO-indus 8,0 RLX 25	0801 0658 010	8	9,4	0,7	25
PLIO-indus 9,0 RLX 25	0801 0659 010	9	10,4	0,7	25
PLIO-indus 10,0 RLX 25	0801 0660 010	10	11,4	0,7	25
PLIO-indus 12,0 RLX 25	0801 0662 010	12	13,4	0,7	25
PLIO-indus 14,0 RLX 25	0801 0664 010	14	15,4	0,7	25

Other types: Prices and delivery time upon request.


PLIOPRENE TPE

Material:	TPE type PP/EPDM
Colour:	black
Operating temperatures:	-40 to +125°C +150°C (peak)
Shore A hardness:	75±5
Tensile strength:	8 Mpa
Ultimate elongation:	> 400 %
Volume resistivity:	9x10 ¹⁴ Ωxcm
Dielectric strength:	35 kV/mm
Flame resistance:	HB UL94
Specifications:	FMVSS302 / ISO3795 DIN75200 / FAR25.853 halogen free



Properties:

Plioprene TPE is a thermoplastic elastomer, based on a mixture of Polypropylene and irradiated EPDM. This product has high thermal characteristics and a good resistance to ozone and weather. It is highly elastic and offers a high degree of abrasion. This material has moderate resistance to oil and hydrocarbons, but it has very good resistance to water, aqueous salt solutions, detergents and acids.

type	article number	Ø i.d. mm	Ø o.d. mm	wall thickness mm	 m
PLIOPRENE TPE 2	0207 0002 010	2	2,8	0,4	50
PLIOPRENE TPE 3	0207 0003 010	3	3,8	0,4	50
PLIOPRENE TPE 4	0207 0004 010	4	5	0,5	50
PLIOPRENE TPE 5	0207 0005 010	5	6,1	0,5	50
PLIOPRENE TPE 6	0207 0006 010	6	7,2	0,6	25
PLIOPRENE TPE 8	0207 0008 010	8	9,3	0,65	25
PLIOPRENE TPE 10	0207 0010 010	10	11,4	0,7	25
PLIOPRENE TPE 12	0207 0012 010	12	13,6	0,8	25
PLIOPRENE TPE 14	0207 0014 010	14	15,6	0,8	25


SILA-SUPER


Material:	silicone
Colour:	transparent / colourless
Operating temperatures:	-50 to +200°C +250°C (peak)
Shore A hardness:	70±5
Tensile strength:	10 MPa
Ultimate elongation:	350 %
Volume resistivity:	10 ¹⁵ Ω.cm
Dielectric strength:	25 kV/mm
Specifications:	halogen free



Properties:

Our SES silicone rubber is an elastomer with very good thermal and electrical properties. It can be used between -50°C and 200°C and short periods until 250°C. Excellent resistance to hot air, oxygen, weather, light and U.V. Radiation up to 10MRad. is well supported.


type	article number	Ø i.d. mm	Ø o.d. mm	wall thickness mm	 m
SILA-SUPER 4	0214 0004 011	4	4,8	0,4	50
SILA-SUPER 6	0214 0006 011	6	7	0,5	25
SILA-SUPER 8	0214 0008 011	8	9,2	0,6	25
SILA-SUPER 10	0214 0010 011	10	11,4	0,7	25
SILA-SUPER 12	0214 0012 011	12	13,6	0,8	25

 For any application needing an inner diameter below 4mm please use our standard sleeving Silavia Grade 2412 on catalogue page A2/2-01.



A4






Heat shrinkable sleeving and sleeves



Heat shrinkable sleeving and sleeves



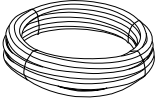
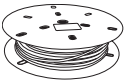




SES-STERLING manufactures two types of heat shrinkable sleeving. Choice of materials will depend upon physical properties, economics and aesthetics.

page	type	flame resistance	shrink ratio	standard colours	range Ø in mm	temperature °C	
						shrink	operating
• A4/1	PLIO R in PVC	self-extinguishing V0 UL94	2:1	black - yellow white transparent	2,5 to 80 mm	+120	-20 to +90
	PLIO R-JV in PVC	self-extinguishing V0 UL94	2:1	yellow/green	4 to 31 mm	+120	-20 to +90
• A4/2	THERMOSIL PET and cross-linked polyolefin	-	2:1	black	6 to 90 mm	+180	-40 to +125
• A4/4	PLIOFINE B Polyolefine 	-	2:1	black natural	1,2 to 50,8 mm	+120	-55 to +105
• A4/5	PLIOFINE SAM Polyolefine	self-extinguishing	2:1	black	1,2 to 101,6 mm	+120	-55 to +125
• A4/6	PLIOFINE B-EX Polyolefine 	self-extinguishing VW1 acc. to. UL224	2:1	black - white red - blue yellow - green brown - grey orange purple	1,2 to 101,6 mm	+120	-55 to +135
	PLIOFINE BX-F plate Polyolefine	self-extinguishing ASTM D2671	2:1	white - yellow	3,2 to 25,4 mm	+120	-55 to +135
	PLIOFINE BX-P Polyolefine 	self-extinguishing ASTM D635 HB	2:1	white - yellow	2,4 to 6,4 mm	+90	-55 to +105
• A4/7	PLIOFINE B-EX-03 Polyolefine 	self-extinguishing UL 224 (couleur) FMVSS 302 (NL)	3:1	black - white blue - red - yellow- natural	1,6 to 39 mm	+120	-55 to +135
• A4/11	PLIOFINE BX-VJ-03 Polyolefine	self-extinguishing UL 224	3:1	yellow/green	3,2 to 39 mm	+90	-55 to +135
• A4/20	PLIOFINE AD-UL-03 Polyolefine + adhesive liner Polyamide	self-extinguishing FMVSS 302	3:1	black transparent	3 to 40 mm	+95	-55 to +110
• A4/20	PLIOFINE AD-UL-04 Polyolefine + adhesive liner Polyamide	self-extinguishing FMVSS 302	4:1	black	4 to 52 mm	+95	-55 to +110
• A4/20	PLIOFINE AD CAPS Polyolefine + adhesive liner Polyamide 	-	2:1	black	10 to 148 mm	+125	-40 to +100

All technical characteristics are given without liability and may be changed at any time as the result of changed manufacturing processes.



• Packaging:

	PLIO-R	PLIO R-JV	B	THERMOSIL	SAM	B-EX	BX-F	BX-P	B-EX-03	BX-VJ03	AD-JUL3	AD-JUL4	AD CAPS	Meter (according to type and reference)
 <ul style="list-style-type: none"> • Reel 	X	X												20 ... 100 m
 <ul style="list-style-type: none"> • Cardboard reel 			X	X	X	X		X	X	X				25 ... 150 m
 <ul style="list-style-type: none"> • Plastic reel 							X							7 ... 9 m
 <ul style="list-style-type: none"> • Length 			X		X	X		X	X	X	X	X		1,22 m
 <ul style="list-style-type: none"> • Dispenser box 			X		X	X			X	X				2 ... 17 m
 <ul style="list-style-type: none"> • Sleeves 	X	X				X							X	10 ... 200 m

• Accessories :

• **A4/90-01** Bench support for PLIOFINE dispenser boxes



• **D7** The shrinkage of our PLIO and PLIOFINE heat shrinkable sleeves and sleeving needs to use a source of heat such as hot air, infra-red lights, hot water or steam. The temperature that is higher than 100°C, must be regulated so that the heat does not damage the articles to protect. You will find our **heat guns** on pages **D7**.



Printer for printing some of our heat shrinkable sleeveings:

• **B13/21-01** LETATWIN printer



Heat shrinkable insulating sleeving in flexible PVC



PLIO-R



PLIO-R

Shrink ratio: 2:1

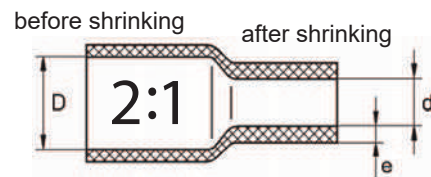
Material: flexible PVC
Operating temperatures: -20 to +90°C
Shrink temperature: 120°C
Longitudinal shrinking: 20 to 30 %
Dielectric strength: 20 kV/mm
Flame resistance: V0 UL94

Specification: PLIO-R heat shrinkable insulating sleeving is an entry-level product for everyday use. It is characterised by its thin wall, its wide range of colours and its glossy appearance. It has the advantage of covering diameters from 2.5 to 80 mm before shrinking.

To prevent shrinkage due to temperature during transport and storage, this tubing is supplied inflated with low pressure air and sealed at both ends.



Store below 18°C.



• Reel

type	standard colours			semi-standard colours*			D mm	d mm	e mm	m
	orange 005	black 010	transp. 011	white 001	yellow 004	grey 013				
R - 1	0822 0021 005	0822 0021 010	0822 0021 011	0822 0021 001	0822 0021 004	0822 0021 013	2,5	1,2	0,45	100
R - 2	0822 0022 005	0822 0022 010	0822 0022 011	0822 0022 001	0822 0022 004	0822 0022 013	4	2	0,5	100
R - 3	0822 0023 005	0822 0023 010	0822 0023 011	0822 0023 001	0822 0023 004	0822 0023 013	6	3	0,5	100
R - 4	0822 0024 005	0822 0024 010	0822 0024 011	0822 0024 001	0822 0024 004	0822 0024 013	7	4	0,5	100
R - 6	0822 0025 005	0822 0025 010	0822 0025 011	0822 0025 001	0822 0025 004	0822 0025 013	11	6	0,6	100
R - 8	0822 0006 005	0822 0006 010	0822 0006 011	0822 0006 001	0822 0006 004	0822 0006 013	14	8	0,6	100
R - 10	0822 0007 005	0822 0007 010	0822 0007 011	0822 0007 001	0822 0007 004	0822 0007 013	17	10	0,8	100
R - 13	0822 0008 005	0822 0008 010	0822 0008 011	0822 0008 001	0822 0008 004	0822 0008 013	20	13	0,8	100
R - 16	0822 0009 005	0822 0009 010	0822 0009 011	0822 0009 001	0822 0009 004	0822 0009 013	25	16	1	50
R - 20	0822 0010 005	0822 0010 010	0822 0010 011	0822 0010 001	0822 0010 004	0822 0010 013	31	20	1	50
R - 25	0822 0011 005	0822 0011 010	0822 0011 011	0822 0011 001	0822 0011 004	0822 0011 013	40	25	1	25
R - 35	-	0822 0026 010	0822 0026 011	-	-	-	50	35	1	25
R - 45	-	0822 0027 010	0822 0027 011	-	-	-	65	45	1,3	25
R - 60	-	0822 0028 010	0822 0028 011	-	-	-	80	60	1,3	20

* Semi-standard colours: minimum delivery 200 m per type and colour. Delivery date to be confirmed. 20% price increase



Colours on request: blue, green, brown, red and purple with minimum delivery. Delivery date to be confirmed.

Heat shrinkable insulating sleeves in flexible PVC




PLIO-R



PLIO-R

Shrink ratio: 2:1

Material: flexible PVC
Operating temperatures: -20 to +90°C
Shrink temperature: 120°C
Longitudinal shrinking: 20 to 30 %
Dielectric strenght: 20 kV/mm
Flame resistance: V0 UL94



Store below 18°C.

article code by type and colour

type	for crimps width	length mm	orange	black	transparent	minimum quantity	white	yellow	grey	minimum quantity
			005	010	011		001	004	013	
R-2 x 3,8	2,8	25	0836 0003 005	0836 0003 010	0836 0003 011	5 000	0836 0003 001	0836 0003 004	0836 0003 013	10 000
R-3 x 5,5	4,8	28	0836 0001 005	0836 0001 010	0836 0001 011	5 000	0836 0001 001	0836 0001 004	0836 0001 013	10 000
R-4 x 6,5	6,3	32	0836 0002 005	0836 0002 010	0836 0002 011	5 000	0836 0002 001	0836 0002 004	0836 0002 013	10 000

Delivery time: 30 days

Delivery time: 60 days

* length before shrinking.




Colours on request: blue, green, brown, red and purple with minimum delivery. Delivery date to be confirmed.

PLIO-R


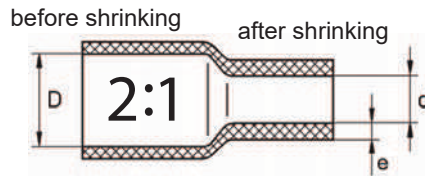
Shrink ratio: 2:1

Material: flexible PVC
Operating temperatures: -20 to +90°C
Shrink temperature: 120°C
Longitudinal shrinking: 20 to 30 %
Dielectric strenght: 20 kV/mm
Flame resistance: V0 UL94



Store below 18°C.


• Reels



type	article number yellow/green 060	D mm	d mm	e mm	 m
R - 2 J/V	0834 0001 060	4	2	0,5	50
R - 3 J/V	0834 0002 060	6	3	0,5	50
R - 4 J/V	0834 0003 060	7	4	0,5	50
R - 6 J/V	0834 0004 060	11	6	0,6	25
R - 8 J/V	0834 0005 060	14	8	0,6	25
R - 10 J/V	0834 0006 060	17	10	0,8	25
R - 13 J/V	0834 0007 060	20	13	0,8	25
R - 16 J/V	0834 0008 060	25	16	1	25
R - 20 J/V	0834 0009 060	31	20	1	25

• Sleeves (semi-standard products manufactured upon request)

Intermediate lengths: charged at price of next longer standard length
Lengths > 100 mm: charged at a proportionate price



type	article number yellow/green 060	Ø of wires mm	length* mm	 pcs
R - 2/25 JV	0835 0001 060	2 - 4	25	10 000
R - 3/30 JV	0835 0002 060	3 - 6	30	5 000
R - 4/30 JV	0835 0003 060	4 - 7	30	5 000
R - 6/35 JV	0835 0004 060	6 - 11	35	5 000

* length before shrinking.

THERMOSIL


Shrink ratio: 2:1

New

Material: PET and cross-linked polyolefin
Colour: black
Operating temperatures: -40 to +125°C
Shrink temperature: 180°C
Resistance to fluids: good to excellent

Application: THERMOSIL's highly flexible design means it adapts very well to irregular surfaces. It has very good abrasion resistance and plays an important role in noise reduction. Easy to cut with scissors.

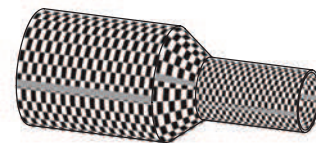
Application areas: electronics, automation, railways, automotive.



• Cardboard reel

type	article number black 010	D mm	d mm	 m
THL-600	0748 0001 010	6	3	100
THL-800	0748 0002 010	8	4	100
THL-1000	0748 0003 010	10	5	100
THL-1200	0748 0004 010	12	6	100
THL-1600	0748 0005 010	16	8	100
THL-2000	0748 0006 010	20	10	100
THL-2500	0748 0007 010	25	12,5	100
THL-3000	0748 0008 010	30	15	50
THL-3500	0748 0009 010	35	17,5	50
THL-4000	0748 0010 010	40	20	50
THL-4500	0748 0011 010	45	22,5	50
THL-5000	0748 0012 010	50	25	50
THL-6000	0748 0013 010	60	30	50
THL-6500	0748 0014 010	65	32,5	50
THL-7000	0748 0015 010	70	35	50
THL-8000	0748 0016 010	80	40	50
THL-9000	0748 0017 010	90	45	50

before shrinking after shrinking



D7/1-01



D4/1-01



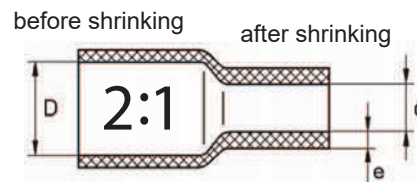


PLIOFINE B Shrink ratio: 2:1

Material:	cross-linked Polyolefin
Operating temperatures:	-55 to +105°C
Min. shrink temperature:	120°C
Longitudinal shrink:	±10 % ASTM D2671
Dielectric strength:	20 kV/mm IEC 243
Flame resistance:	not self-extinguishing ASTM D2671
Fluid resistance:	good to excellent ISO 1817, ISO 37 MIL-1-23053
Application:	general purpose



Heat shrinkable tubing PLIOFINE is composed of cross-linked Polyolefin (derivative from polyethylene), unlike heat shrinkable sleeving PLIO "R" it cannot be melted or welded and has excellent chemical properties. It is cost effective. Dielectric properties, ageing and weather resistance are excellent, and the sleeving needs no special storing conditions as it remains inert up to +50°C.



• Cardboard reel

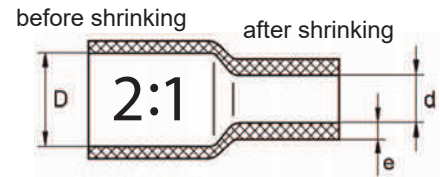
type	artide number black		artide number natural		D mm	d mm	e mm
	010	m	018	m			
B12	0639 0015 010	200	0639 0015 018	150	1,2	0,6	0,45
B16	0639 0011 010	150	0639 0011 018	150	1,6	0,8	0,45
B24	0639 0001 010	150	0639 0001 018	150	2,4	1,2	0,51
B32	0639 0003 010	150	0639 0003 018	150	3,2	1,6	0,51
B48	0639 0005 010	75	0639 0005 018	75	4,8	2,4	0,51
B64	0639 0014 010	75	0639 0014 018	75	6,4	3,2	0,64
B95	0639 0017 010	75	0639 0017 018	75	9,5	4,8	0,64
B127	0639 0007 010	50	0639 0007 018	50	12,7	6,4	0,64
B160	0639 0008 010	50	0639 0008 018	50	16	8	0,64
B190	0639 0009 010	50	0639 0009 018	30	19	9,5	0,76
B254	0639 0010 010	50	0639 0010 018	30	25,4	12,7	0,89
B320	0639 0013 010	30	0639 0013 018	30	32	16	0,89
B380	0639 0018 010	50	0639 0018 018	30	38,1	19	1,02
B510	0639 0016 010	50	0639 0016 018	30	50,8	25,4	1,14





• Length of 1,22 m

The heat shrinkable sleeving is cut during the manufacturing. This is why it is straight and easy to use. It is not flattened and has no folds which you meet on sleeving on reels.



type	article number		D mm	d mm	e mm	 pcs
	black 010	natural 018				
B12	0639 0021 010	0639 0021 018	1,2	0,6	0,45	1
B16	0639 0022 010	0639 0022 018	1,6	0,8	0,45	1
B24	0639 0023 010	0639 0023 018	2,4	1,2	0,51	1
B32	0639 0024 010	0639 0024 018	3,2	1,6	0,51	1
B48	0639 0025 010	0639 0025 018	4,8	2,4	0,51	1
B64	0639 0026 010	0639 0026 018	6,4	3,2	0,64	1
B95	0639 0027 010	0639 0027 018	9,5	4,8	0,64	1
B127	0639 0028 010	0639 0028 018	12,7	6,4	0,64	1
B160	0639 0029 010	0639 0029 018	16	8	0,64	1
B190	0639 0030 010	0639 0030 018	19	9,5	0,76	1
B254	0639 0031 010	0639 0031 018	25,4	12,7	0,89	1
B320	0639 0032 010	0639 0032 018	32	16	0,89	1
B380	0639 0033 010	0639 0033 018	38,1	19	1,02	1
B510	0639 0034 010	0639 0034 018	50,8	25,4	1,14	1



Heat shrinkable sleeveings in lengths are available per piece or per complete pack.

• Dispenser box (only available in translucent)

type	article number	D mm	d mm	e mm	 m
	natural 018				
B16	0639 0210 018	1,6	0,8	0,45	17
B24	0639 0220 018	2,4	1,2	0,51	15
B32	0639 0230 018	3,2	1,6	0,51	15
B48	0639 0240 018	4,8	2,4	0,51	12
B64	0639 0250 018	6,4	3,2	0,64	12
B95	0639 0260 018	9,5	4,8	0,64	8
B127	0639 0270 018	12,7	6,4	0,64	8
B160	0639 0275 018	16	8	0,64	6
B190	0639 0280 018	19	9,5	0,76	5
B254	0639 0290 018	25,4	12,7	0,89	5



A4/90-01 - Bench support for PLIOFINE





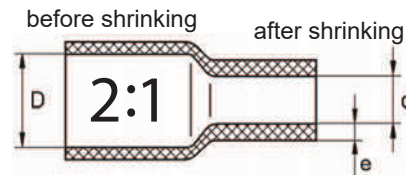
PLIOFINE SAM

Shrink ratio: 2:1

Material:	cross-linked Polyolefin
Operating temperatures:	-55 to +125°C
Min. shrink temperature:	120°C
Longitudinal change:	±10 % ASTM D2671
Dielectric strength:	20 kV/mm IEC 243
Flame resistance:	self-extinguishing ASTM D2671
Fluid resistance:	good to excellent ISO 1817, ISO 37 MIL-1-23053
Application:	general purpose



Heat shrinkable tubing PLIOFINE is composed of cross-linked Polyolefin (derived from polyethylene), unlike heat shrinkable sleeving PLIO "R" it cannot be melted or welded and has excellent chemical properties. It is cost effective. Dielectric properties, ageing and weather resistance are excellent, and the sleeving needs no special storing conditions as it remains inert up to +50°C.



• Cardboard reel

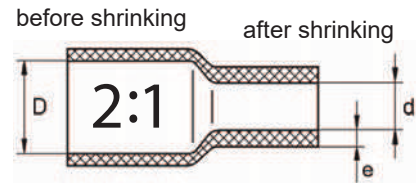
type	article number black 010	D mm	d mm	e mm	 m
SAM 1,2	0603 0005 010	1,2	0,6	0,45	150
SAM 1,6	0603 0010 010	1,6	0,8	0,45	150
SAM 2,4	0603 0020 010	2,4	1,2	0,51	150
SAM 3,2	0603 0030 010	3,2	1,6	0,51	150
SAM 4,8	0603 0050 010	4,8	2,4	0,5	75
SAM 6,4	0603 0060 010	6,4	3,2	0,64	75
SAM 9,5	0603 0080 010	9,5	4,8	0,64	75
SAM 12,7	0603 0090 010	12,7	6,4	0,64	50
SAM 16,0	0603 0100 010	16	8	0,64	50
SAM 19,0	0603 0110 010	19	9,5	0,76	50
SAM 25,4	0603 0120 010	25,4	12,7	0,89	50
SAM 32,0	0603 0130 010	32	16	0,89	50
SAM 38,1	0603 0140 010	38,1	19	1,02	30
SAM 50,8	0603 0150 010	50,8	25,4	1,14	30
SAM 76,2	0603 0160 010	76,2	38,1	1,27	25
SAM 101	0603 0170 010	101,6	50,8	1,4	25





• Length of 1,22 m

The heat shrinkable sleeving is cut during the manufacturing. This is why it is straight and easy to use. It is not flattened and has no folds which you meet on sleeving on reels.



type	article number black 010	D mm	d mm	e mm	 pce
SAM 1,2	0603 0006 010	1,2	0,6	0,45	1
SAM 1,6	0603 0011 010	1,6	0,8	0,45	1
SAM 2,4	0603 0021 010	2,4	1,2	0,51	1
SAM 3,2	0603 0031 010	3,2	1,6	0,51	1
SAM 4,8	0603 0051 010	4,8	2,4	0,5	1
SAM 6,4	0603 0061 010	6,4	3,2	0,64	1
SAM 9,5	0603 0081 010	9,5	4,8	0,64	1
SAM 12,7	0603 0091 010	12,7	6,4	0,64	1
SAM 16,0	0603 0101 010	16	8	0,64	1
SAM 19,0	0603 0111 010	19	9,5	0,76	1
SAM 25,4	0603 0121 010	25,4	12,7	0,89	1
SAM 32,0	0603 0131 010	32	16	0,89	1
SAM 38,1	0603 0141 010	38,1	19	1,02	1
SAM 50,8	0603 0151 010	50,8	25,4	1,14	1
SAM 76,2	0603 0161 010	76,2	38,1	1,27	1
SAM 101	0603 0171 010	101,6	50,8	1,4	1

Heat shrinkable sleeving in lengths are available per piece or per complete pack.

• Dispenser box

type	article number black 010	D mm	d mm	e mm	 m
SAM 1,6	0603 0210 010	1,6	0,8	0,45	17
SAM 2,4	0603 0220 010	2,4	1,2	0,51	15
SAM 3,2	0603 0230 010	3,2	1,6	0,51	15
SAM 4,8	0603 0240 010	4,8	2,4	0,5	12
SAM 6,4	0603 0250 010	6,4	3,2	0,64	12
SAM 9,5	0603 0260 010	9,5	4,8	0,64	8
SAM 12,7	0603 0270 010	12,7	6,4	0,64	8
SAM 16,0	0603 0275 010	16	8	0,64	6
SAM 19,0	0603 0280 010	19	9,5	0,76	5
SAM 25,4	0603 0290 010	25,4	12,7	0,89	5



A4/90-01 - Bench support for PLIOFINE





PLIOFINE B-EX Shrink ratio: 2:1

Material: cross-linked Polyolefin
Operating temperatures: -55 to +135°C
Min. shrink temperature: 120°C
Longitudinal change: ±5 %
Dielectric strength: 20 kV/mm
Flame resistance: self-extinguishing VW1 UL224
 V0 UL94
Chemical resistance: good to excellent according to MIL-DTL-23053/5
Application: The PLIOFINE B-EX heat shrinkable sleeve is versatile. It is used for mechanical and electrical protection. A wide range of colours also makes it ideal for cable identification.
Approval: UL 224



Standard colours:

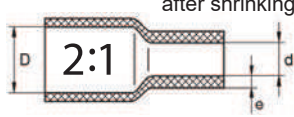


+ 005 (orange) 008 (purple) from types B-EX 240 to B-EX 2540:
 orange purple

Example for order:

code group	detail article	code colour
0739	XXXXXX	XXXX

before shrinking



after shrinking

type	D d e			cardboard reel artide number	m		length of 1,22 m artide number	pc	dispenser box	
	mm	mm	mm		black	colours			artide number	m
B-EX 120	1,2	0,6	0,45	0739 0001 ***	150	150	0739 0021 ***	1	-	-
B-EX 160	1,6	0,8	0,45	0739 0002 ***	150	150	0739 0022 ***	1	0739 0210 ***	11
B-EX 240⁽¹⁾	2,4	1,2	0,51	0739 0003 ***	150	150	0739 0023 ***	1	0739 0220 ***	10
B-EX 320⁽¹⁾	3,2	1,6	0,51	0739 0004 ***	150	150	0739 0024 ***	1	0739 0230 ***	10
B-EX 480⁽¹⁾	4,8	2,4	0,51	0739 0005 ***	75	75	0739 0025 ***	1	0739 0240 ***	8
B-EX 640⁽¹⁾	6,4	3,2	0,64	0739 0006 ***	75	75	0739 0026 ***	1	0739 0250 ***	7
B-EX 950⁽¹⁾	9,5	4,8	0,64	0739 0007 ***	75	75	0739 0027 ***	1	0739 0260 ***	6
B-EX 1270⁽¹⁾	12,7	6,4	0,64	0739 0008 ***	50	50	0739 0028 ***	1	0739 0270 ***	5
B-EX 1600⁽¹⁾	16	8	0,76	0739 0016 ***	50	50	0739 0036 ***	1	0739 0275 ***	4
B-EX 1900⁽¹⁾	19	9,5	0,76	0739 0009 ***	50	30	0739 0029 ***	1	0739 0280 ***	3
B-EX 2540⁽¹⁾	25,4	12,7	0,89	0739 0010 ***	50	30	0739 0030 ***	1	0739 0290 ***	2
B-EX 3200	32	16	0,89	0739 0011 ***	50	30	0739 0031 ***	1	-	-
B-EX 3800	38,1	19	1,02	0739 0012 ***	50	30	0739 0032 ***	1	-	-
B-EX 5100	50,8	25,4	1,14	0739 0013 ***	50	30	0739 0033 ***	1	-	-
B-EX 7500	76,2	38,1	1,27	0739 0014 010	25	-	0739 0034 010	1	-	-
B-EX 10200	101,6	50,8	1,4	0739 0015 010	25	-	0739 0035 010	1	-	-

⁽¹⁾ Types B-EX 240 to B-EX 2540 are UL approved.



A4/90-01

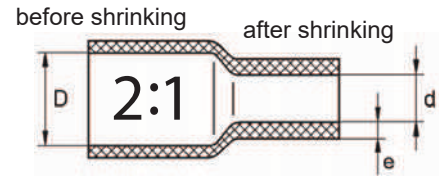




• PLIOFINE B-EX sleeves

only available in black.

Any other colours and lengths are available upon request.



type / length	D mm	d mm	e mm	article number per length					Pces
				10 mm	15 mm	20 mm	30 mm	50 mm	
B-EX 120/**	1,2	0,6	0,45	0739 0059 010	0739 0071 010	0739 0083 010	0739 0108 010	-	1000
B-EX 160/**	1,6	0,8	0,45	0739 0060 010	0739 0072 010	0739 0084 010	0739 0109 010	-	1000
B-EX 240/**	2,4	1,2	0,51	0739 0061 010	0739 0073 010	0739 0085 010	0739 0110 010	-	1000
B-EX 320/**	3,2	1,6	0,51	0739 0062 010	0739 0074 010	0739 0086 010	0739 0111 010	-	1000
B-EX 480/**	4,8	2,4	0,51	-	0739 0075 010	0739 0087 010	0739 0112 010	-	1000
B-EX 640/**	6,4	3,2	0,64	-	-	0739 0088 010	0739 0113 010	-	1000/500
B-EX 950/**	9,5	4,8	0,64	-	-	-	0739 0114 010	-	500
B-EX 1270/**	12,7	6,4	0,64	-	-	-	0739 0115 010	-	500
B-EX 1600/**	16	8	0,76	-	-	-	0739 0118 010	0739 0166 010	500
B-EX 2540/**	25,4	12,7	0,89	-	-	-	0739 0117 010	0739 0165 010	500



• Sleeves - Kit PLIOFINE

Sturdy box for inside and outdoor use.


type	article number
Kit PLIOFINE with 376 sleeves in pack	0739 0301 000



Box containing the following range of sleeves type B-EX:

Sleeves refills

type / length mm	D mm	d mm	e mm	colour					quantity per box pieces	article number	pcs
				black 010	white 001	blue 002	yellow 004	red 007			
B-EX 240/45	2,4	1,2	0,51	X		X		X	120	0739 0311 ***	100
B-EX 320/50	3,2	1,6	0,51	X	X	X	X	X	125	0739 0320 ***	100
B-EX 480/45	4,8	2,4	0,51			X	X	X	51	0739 0331 ***	50
B-EX 640/50	6,4	3,2	0,64			X	X	X	36	0739 0340 ***	25
B-EX 950/100	9,5	4,8	0,64	X				X	18	0739 0350 ***	25
B-EX1270/100	12,7	6,4	0,64	X				X	14	0739 0360 ***	25
B-EX1900/200	19	9,5	0,76	X				X	12	0739 0370 ***	25






PLIOFINE BX-F

Shrink ratio: 2:1

Material: cross-linked Polyolefin
Colours: white - yellow
Operating temperatures: -55 to +135°C
Min. shrink temperature: 120°C
Longitudinal change: ±5 % ASTM D2671
Dielectric strength: 20 kV/mm
Flame resistance: self-extinguishing
 ASTM D2671
Chemical resistance: good to excellent according to
 MIL-DTL-23053/5
 ISO 1817, ISO 37

Application: Sleeving adapted for thermal printing.
 On special request, we can deliver the sleeving certified UL 224. Please contact us.

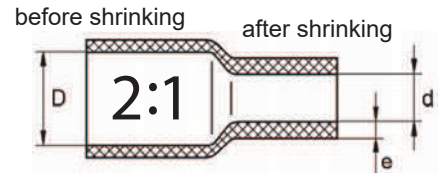


Standard colours:

001 004
 white yellow

Example for order:

code group	detail article	code colour
0739	xxxxxx	xxxx



• On reel

type	article number	D mm	d mm	e mm	m
BX-F 320	0739 0404 ***	3,2	1,6	0,51	9
BX-F 480	0739 0405 ***	4,8	2,4	0,5	9
BX-F 640	0739 0406 ***	6,4	3,2	0,64	9
BX-F 950	0739 0407 ***	9,5	4,8	0,64	9
BX-F 1270	0739 0408 ***	12,7	6,4	0,64	7
BX-F 1600	0739 0409 ***	16	8	0,64	7
BX-F 1900	0739 0410 ***	19	9,5	0,76	7
BX-F 2540	0739 0411 ***	25,4	12,7	0,89	7



Bag available with a European suspension hole.



PLIOFINE BX-P

Shrink ratio: 2:1

Material: cross-linked Polyolefin
Colours: white - yellow - black
Operating temperatures: -55 to +105°C
Min. shrink temperature: +90°C
Longitudinal change: ±10 %
Dielectric strength: 20 kV/mm
Flame resistance: ASTM D 635-HB
Fluid resistance: good to excellent
Chemical resistance: good to excellent
Specification: EN45545-2
Application: PLIOFINE BX-P heat shrink tubing is suitable for thermal transfer printing. It has been optimised for use with our PLIOSCRIB M1 STD and M1 Pro printers.




Standard colours:

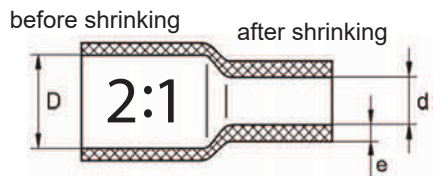


Example for order:

code group	detail article	code colour
0739	xxxxxx	xxx

• Cardboard reel

type	article number	D mm	d mm	e mm	 m
BX-P 240	0739 0423 ***	2,4	1,2	0,43	61
BX-P 320	0739 0424 ***	3,2	1,6	0,55	61
BX-P 480	0739 0425 ***	4,8	2,4	0,55	61
BX-P 640	0739 0426 ***	6,4	3,2	0,65	61



• Length of 1,22 m

pcs

BX-P 240	0739 0433 ***	2,4	1,2	0,43	1
BX-P 320	0739 0434 ***	3,2	1,6	0,55	1
BX-P 480	0739 0435 ***	4,8	2,4	0,55	1
BX-P 640	0739 0436 ***	6,4	3,2	0,65	1



B13/21-01: Printers

LETATWIN

(SES STERLING) (SES STERLING) (SES STERLING)





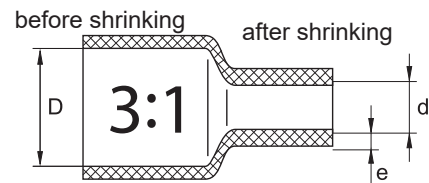
PLIOFINE B-EX-03 Shrink ratio: 3:1

Material:	cross-linked Polyolefin
Operating temperatures:	-55 to +135°C
Min. shrink temperature:	120°C
Longitudinal change:	±10 %
Dielectric strength:	24 kV/mm
Flame resistance:	self-extinguishing according to UL224 (all colours except natural)
	FMVSS 302 (natural)
Chemical resistance:	good to excellent according to MIL-DTL-23053/5



Example for order:

code group	detail article	code colour
0747	xxxxxx	xxxx



• Cardboard reel

type	art. no.					m	art. no.			D mm	d mm	e mm	
	black 010	white 001	blue 002	red 007	natural 018		yellow 004	brown 006	grey 013				
B-EX-03 150			0747 0010 xxx			150	0747 0010 004	300	0747 0010 xxx	300	1,6	0,5	0,45
B-EX-03 300			0747 0011 xxx			150	0747 0011 004	200	0747 0011 xxx	200	3,2	1	0,55
B-EX-03 480			0747 0012 xxx			75	0747 0012 004	75	0747 0012 xxx	200	4,8	1,5	0,6
B-EX-03 600			0747 0013 xxx			75	0747 0013 004	75	0747 0013 xxx	150	6,4	2	0,65
B-EX-03 900			0747 0014 xxx			75	0747 0014 004	75	0747 0014 xxx	150	9,5	3	0,75
B-EX-03 1200			0747 0015 xxx			50	0747 0015 004	50	0747 0015 xxx	100	12,7	4	0,75
B-EX-03 1800			0747 0016 xxx			30	0747 0016 004	30	0747 0016 xxx	50	19	6	0,85
B-EX-03 2400			0747 0017 xxx			30	0747 0017 004	30	0747 0017 xxx	50	25,4	8	1
B-EX-03 3900			0747 0018 xxx			30	0747 0018 004	30	0747 0018 xxx	30	39	13	1,15

• Dispenser box

Standard colour:

010	001	002	004	006	007	013	018
black	white	blue	yellow	brown	red	grey	natural

type	art. no.	D mm	d mm	e mm	m
B-EX-03 150	0747 0050 xxx	1,6	0,5	0,45	11
B-EX-03 300	0747 0051 xxx	3,2	1	0,55	8
B-EX-03 480	0747 0052 xxx	4,8	1,5	0,6	7
B-EX-03 600	0747 0053 xxx	6,4	2	0,65	6
B-EX-03 900	0747 0054 xxx	9,5	3	0,75	4
B-EX-03 1200	0747 0055 xxx	12,7	4	0,75	3
B-EX-03 1800	0747 0056 xxx	19	6	0,85	3
B-EX-03 2400	0747 0057 xxx	25,4	8	1	2

• Length of 1,22 m

Standard colour:

010
black


type	art. no.	D mm	d mm	e mm	pcs
B-EX-03 150	0747 0030 010	1,6	0,5	0,45	1
B-EX-03 300	0747 0031 010	3,2	1	0,55	1
B-EX-03 480	0747 0032 010	4,8	1,5	0,6	1
B-EX-03 600	0747 0033 010	6,4	2	0,65	1
B-EX-03 900	0747 0034 010	9,5	3	0,75	1
B-EX-03 1200	0747 0035 010	12,7	4	0,75	1
B-EX-03 1800	0747 0036 010	19	6	0,85	1
B-EX-03 2400	0747 0037 010	25,4	8	1	1

A4/90-01 - Bench support for PLIOFINE




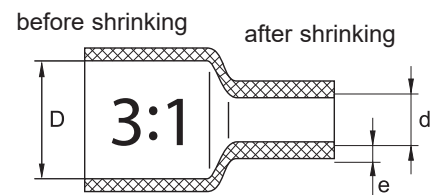
PLIOFINE BX-VJ-03 Shrink ratio: 3:1

Material:	cross-linked Polyolefin
Operating temperatures:	-55 to +135°C
Min. shrink temperature:	90°C
Longitudinal change:	±10 % ASTM D2671
Dielectric strength:	24 kV/mm VDE 0303 Part 2
Flame resistance:	self-extinguishing, UL224
Fluid resistance:	good to excellent




• Cardboard reel


type	article number yellow/green 060	D mm	d mm	e mm	 m
BX-VJ-03 320	0747 0140 060	3,2	1	0,55	150
BX-VJ-03 480	0747 0141 060	4,8	1,5	0,6	75
BX-VJ-03 640	0747 0142 060	6,4	2	0,65	75
BX-VJ-03 950	0747 0143 060	9,5	3	0,75	75
BX-VJ-03 1270	0747 0144 060	12,7	4	0,75	50
BX-VJ-03 1900	0747 0145 060	19	6	0,85	30
BX-VJ-03 2400	0747 0146 060	25,4	8	1	30
BX-VJ-03 3900	0747 0147 060	39	13	1,15	30



• Length of 1,22 m

type	article number yellow/green 060	 pce	D mm	d mm	e mm
BX-VJ-03 320	0747 0160 060	1	3,2	1	0,55
BX-VJ-03 480	0747 0161 060	1	4,8	1,5	0,6
BX-VJ-03 640	0747 0162 060	1	6,4	2	0,65
BX-VJ-03 950	0747 0163 060	1	9,5	3	0,75
BX-VJ-03 1270	0747 0164 060	1	12,7	4	0,75
BX-VJ-03 1900	0747 0165 060	1	19	6	0,85
BX-VJ-03 2400	0747 0166 060	1	25,4	8	1

• Dispenser box

article number yellow/green 060	 m
0747 0170 060	11
0747 0171 060	8
0747 0172 060	7
0747 0173 060	6
0747 0174 060	4
0747 0175 060	3
0747 0176 060	3

 A4/90-01 - Bench support for PLIOFINE



PLIOFINE AD-UL-03 Shrink ratio: 3:1

Material: cross-linked Polyolefin
Colours: black - transparent
Operating temperatures: -55 to +110°C
Min. shrink temperature: 95°C
Longitudinal change: -15 % max.
Dielectric strength: 22 kV/mm
Flame resistance: self-extinguishing according to FMVSS302
Fluid resistance: good
Specification: FMVSS302
Application: PLIOFINE AD-UL-03 heat-shrinkable sleeving is lined with a hot-melt adhesive that provides effective insulation and watertight protection. It is used in industry, electronics and the automotive sector.

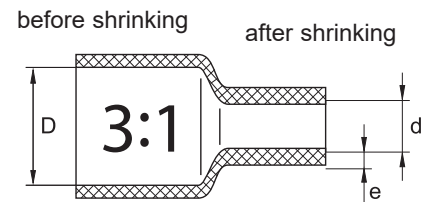


Standard colours:



Example for order:

code group	detail article	code colour
0747	XXXXXX	XXXX



type	article number	D mm	d mm	e mm	pcs
AD-UL-03 300	0747 0070 xxx	3	1	1	1
AD-UL-03 480	0747 0071 xxx	4,5	1,5	1,1	1
AD-UL-03 600	0747 0072 xxx	6	2	1,2	1
AD-UL-03 900	0747 0073 xxx	9	3	1,4	1
AD-UL-03 1200	0747 0074 xxx	12	4	1,7	1
AD-UL-03 1900	0747 0075 xxx	19	6	2,1	1
AD-UL-03 2400	0747 0076 xxx	25	8	2,4	1
AD-UL-03 3900*	0747 0077 010	40	13	2,4	1



Available in lengths of 1.22 m and in reels on request.

* Type only available in black.

PLIOFINE AD-UL-04 Shrink ratio: 4:1

Material: cross-linked Polyolefin
Colours: black
Operating temperatures: -55 to +110°C
Min. shrink temperature: 95°C
Longitudinal change: -18 % max.
Dielectric strength: 22 kV/mm
Flame resistance: self-extinguishing according to FMVSS302
Fluid resistance: good
Specification: FMVSS302
Application: PLIOFINE AD-UL-04 heat-shrinkable sleeving is lined with a hot-melt adhesive that provides effective insulation and watertight protection. It is used in industry, electronics and the automotive sector.





Standard colour:

010

black

before shrinking after shrinking



type	article number	D mm	d mm	e mm	 pcs
AD-UL-04 400	0747 0090 010	4	1	1	1
AD-UL-04 800	0747 0091 010	8	2	1,2	1
AD-UL-04 1200	0747 0092 010	12	3	1,4	1
AD-UL-04 1600	0747 0093 010	16	4	1,7	1
AD-UL-04 2400	0747 0094 010	24	6	2,1	1
AD-UL-04 3200	0747 0095 010	32	8	2,4	1
AD-UL-04 5200	0747 0096 010	52	13	2,4	1



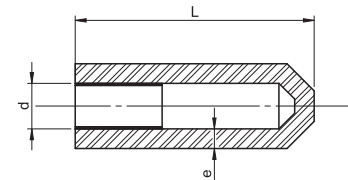
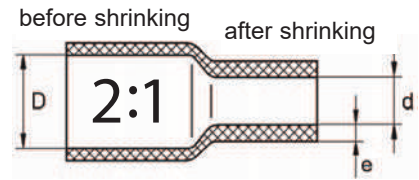

Available in lengths of 1.22 m.


PLIOFINE AD CAPS

Shrink ratio: 2:1

New

Material: cross-linked polyolefin
Colour: black
Operating temperatures: -40 to +100°C
Shrinking temperature: 125°C
Dielectric strength: > 12 kV/mm
Resistance to fluids: good
Certifications: IEC 62677
Specification: halogen-free
Application: PLIOFINE AD CAPS heat-shrinkable caps are lined with an adhesive layer to seal and protect cable ends. They are suitable for low voltage applications up to 1000V.
Application areas: electrical industry, energy, telecommunications, transport, etc.



type		article number black 010	Ø D mm	Ø d mm	e mm	L mm	 pcs
PLIOFINE AD CAPS 1000	1000	0749 0001 010	10	4	2	35	100
PLIOFINE AD CAPS 1500	1500	0749 0002 010	15	4,5	2	45	50
PLIOFINE AD CAPS 2000	2000	0749 0003 010	20	6	2,7	60	25
PLIOFINE AD CAPS 2500	2500	0749 0004 010	25	9	2,7	70	10
PLIOFINE AD CAPS 3600	3600	0749 0005 010	36	15	2,8	95	10
PLIOFINE AD CAPS 6300	6300	0749 0006 010	63	24	3,6	110	10
PLIOFINE AD CAPS 8000	8000	0749 0007 010	80	40	3,6	130	5
PLIOFINE AD CAPS 10200	10200	0749 0008 010	102	60	3,6	152	5
PLIOFINE AD CAPS 12400	12400	0749 0009 010	124	60	3,6	152	1
PLIOFINE AD CAPS 14800	14800	0749 0010 010	148	57	4,5	152	1

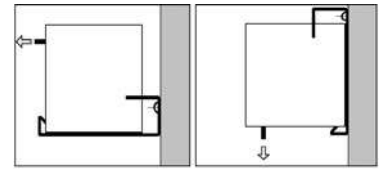


• Bench support for 6 PLIOFINE dispenser boxes

type	article number	 pce
SUSAM-340	0603 0490 000	1



- Can be fixed to a wall to allow horizontal or vertical dispensing of the sleeving.
- Firmly grips all dispenser boxes.
- Fully transportable.
- Capacity for 6 dispenser boxes.
- Dimensions: 370 x 215 x 65 mm
- Empty weight: 1250 g
- Material: electrogalvanized sheet steel.



horizontal output of the sleeving

vertical output of the sleeving

• Hot air guns

The illustrations below give an indication of our range of Hot air guns. If you need more details, please see section TOOLS in Group D7 of this catalogue.



Piezo IRODA
0533 0120 000



SES-Leister Electron ST
0594 0002 000



SES HL1620S
0533 0100 000



Leister HOTWIND PREMIUM
0594 0050 000

• Printer

If you need more details, please see section MARKING SYSTEM in Group B13 of this catalogue. Printer for identifying a large range of our heat shrinkable sleeveings:





LETATWIN
0378 0800 000



A5

Protection tubing





SES-STERLING offers a range of products for the maintenance and protection of wire harnesses and their derivations:



• Spiral binding PLIOSPIRE

page	type	material	temperatures	colours	flame resistance	halogene free	specification
A5/1-01	PLIOSPIRE PE	PE	-50 to +85°C	natural, red, orange, blue, yellow, grey, black	-	X	-
		PE AF	-50 to +75°C	white	V2 UL94	traces	flame resistant
	PLIOSPIRE PVC	PVC	-15 to +80°C	transparent, red, blue, yellow, white, black *	-	-	-
A5/1-02	PLIOSPIRE PP	PP	-40 to +90°C	black	-	X	weather resistant
	PLIOSPIRE PA	PA	-40 to +120°C	black	HB UL94	X	weather resistant
	PLIOSPIRE PTFE	PTFE	-200 to +260°C	white	V0 UL94	-	for extreme temperatures
A5/1-03	PLIOSPIRE MDE	PP with metal particles	-20 to +70°C	metal blue	-	X	sensitive to metal detectors
A5/1-04	PLIOSPIRE ESD	PO electrically conducting (ESD)	-50 to +60°C	black	-	X	antistatic

Guide PLIOSPIRE for easier application



Operating instruction in video



• Spiral binding with double helix PLIOSPIRE^{PLUS}

page	type	material	temperatures	colours	flame resistance	halogene free	specification
A5/2-01	PLIOSPIRE ^{PLUS}	PE	-50 to +85°C	black, natural	-	X	double helix



• Protection tubing PLIOZIP

page	type	material	temperatures	colours *	flame resistance	halogene free	specification
A5/3-01	PLIOZIP tubing	PP	-30 to +85°C	black, white, light grey, silver, orange	HB UL94	X	good chemical resistance

A5/3-02 PLIOZIP tool



Operating instruction in video



* Other colours available on special request.

Spiral Binding for Ø 1,5 to 100 mm




PLIOSPIRE



PLIOSPIRE PE

	PE	PE-AF
Materials:	polyethylene	polyethylene (flame resistant)
Operating temperatures:	-50 to +85°C	-50 to +75°C
Tensile strength:	12 MPa	12 MPa
Ultimate elongation:	550 %	400 %
Dielectric strength:	> 25 kV/mm	> 25 kV/mm
Flammability:	-	V2 UL94
Specifications:		some halogene




type	article number							capacity Ø mm	Ø o.d. mm	wall thick- ness (mm)	helix pitch mm	 m
	natural 018	red 007	orange 005	blue 002	yellow 004	grey 013	black 010					
PE 3	0819 0001 018	0819 0024 007	0819 0024 005	0819 0024 002	0819 0024 004	0819 0004 013	0819 0004 010	1,5...7	3	0,75	5	50
PE 6	0819 0002 018	0819 0025 007	0819 0025 005	0819 0025 002	0819 0025 004	0819 0005 013	0819 0005 010	5...20	6	0,8	12	25*
PE 12	0819 0003 018	0819 0026 007	0819 0026 005	0819 0026 002	0819 0026 004	0819 0006 013	0819 0006 010	10...40	12	1	16	25*
PE 17	0819 0029 018	-	-	-	-	-	0819 0029 010	20...60	17	1,4	24	25
PE 22	0819 0021 018	-	-	-	-	-	0819 0022 010	25...100	22	1,4	24	25

type	article number	capacity Ø mm	Ø o.d. mm	wall thick- ness mm	helix pitch mm	 m
	white 001					
PE 3 AF	0819 0007 001	1,5...7	3	0,75	5	50
PE 6 AF	0819 0008 001	5...20	6	0,8	12	25*
PE 12 AF	0819 0009 001	10...40	12	1,5	10	25*
PE 22 AF	0819 0023 001	25...100	22	1,5	10	25

* To facilitate the hooping, a PLIOSPIRE guide is delivered with each package for types 6 and 12.

PLIOSPIRE PVC

Material:	PVC quality 9921
Operating temperatures:	-15 to +80°C
Density:	1,30
Tensile strength:	25 MPa
Ultimate elongation:	300 %
Dielectric strength:	20 kV/mm



type	article number						capacity Ø mm	Ø o.d. mm	wall thickness mm	helix pitch mm	 m
	transparent 011	red 007	blue 002	yellow 004	white 001	black* 010					
PVC 3	0819 0013 011	0819 0013 007	0819 0013 002	0819 0013 004	0819 0013 001	0819 0013 010	1,5...7	3	0,75	5	50
PVC 6	0819 0014 011	0819 0014 007	0819 0014 002	0819 0014 004	0819 0014 001	0819 0014 010	5...20	6	1	8	25*
PVC 12	0819 0015 011	0819 0015 007	0819 0015 002	0819 0015 004	0819 0015 001	0819 0015 010	10...40	12	1,5	10	25*

** colour black: weather resistant.

Spiral Binding

for Ø 2 to 40 mm depending on model




PLIOSPIRE



PLIOSPIRE

	PP	PA	PTFE
Materials:	polypropylene weather resistant	polyamid weather resistant	polytetrafluorethylene for extreme temperatures
Colours:	black	black	natural (translucent)
Operating temperatures:	-40 to +90°C	-40 to +120°C	-200 to +260°C
Tensile strength:	30 MPa	35 MPa	20 MPa
Ultimate elongation:	500 %	240 %	300 %
Dielectric strength:	>25 kV/mm	16 kV/mm	50 kV/mm
Flammability:	-	HB UL94	V0 UL94
Specifications:			-



type	article number PP black		article number PA black		capacity Ø mm	Ø o.d. mm	wall thick- ness mm	helix pitch mm	 m
	010	type	010	type					
PP 3	0819 0010 010		PA 3	0819 0016 010	2...7	3	0,4	5	50
PP 6	0819 0011 010		PA 6	0819 0017 010	5...20	6	0,6	8	25*
PP 12	0819 0012 010		PA 12	0819 0018 010	10...40	12	0,8	10	25*
type	article number PTFE natural		capacity Ø mm	Ø o.d. mm	wall thick- ness mm	helix pitch mm	 m		
	001								
PTFE 3	0819 0019 001		2...7	3	0,5	5	10		
PTFE 6	0819 0020 001		5...20	6	0,75	8	10*		

* To facilitate the hooping, a PLIOSPIRE guide is delivered with each package for types 6 and 12.

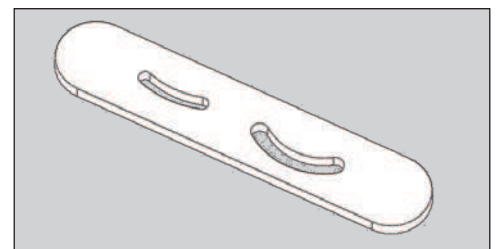


All PLIOSPIRE cable bindings can be supplied in customised lengths. Please ask our sales staff.

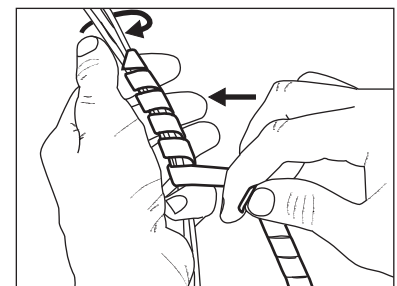
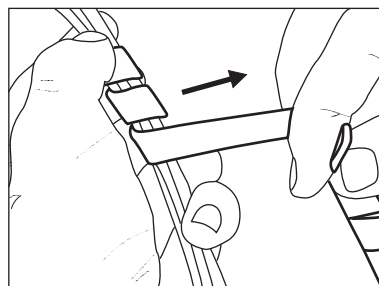
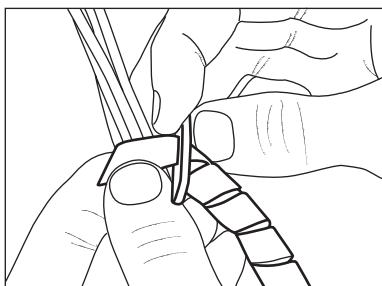
• PLIOSPIRE Tool (for easier application)

type	article number	for types	 pcs
Tool	0819 0101 001	6 - 12	10

Operating
instruction
in video




How to use the PLIOSPIRE tool:




PLIOSPIRE MDE

Material: Polypropylene with metal particles
Colour: metal blue
Operating temperatures: -20 to +70°C
Ultimate elongation: 100 %
Chemical resistance: good resistance to acids, alkalis and detergents
Specification: adapted to the success of a HACCP** processes.

Application: The presence of metal particles in the spiral binding allows for easy detection thanks to any metal detector. This spiral binding is thus used in electrical equipment boxes or chains of production in food and pharmaceutical industries to limit the risks of product contamination.



** HACCP : Hazard Analysis Critical Control Point

type	article number	capacity Ø mm	Ø o.d. mm	wall thick- ness mm	helix pitch mm	 m
	093					
PP6 MDE	0819 0082 093	5...20	6	0,8	8	25
PP12 MDE	0819 0083 093	10...40	12	1	10	25

The spiral binding PLIOSPIRE MDE is available in special lengths upon request.
Please consult us.



C12/3-01



C12/3-02




b7/3-07




PLIOSPIRE ESD

Material: Polyolefin, electrically conducting material (ESD)
Colour: black
Operating temperatures: -50 to +60°C
Ultimate elongation: > 600 %
Surface resistivity: ≤10E4 Ω

Application: the antistatic PLIOSPIRE spiral binding prevents the accumulation of charges for the protection of the installations. It must be grounded for optimal efficiency. For use in EPA (ESD Protected Area) areas.



type	article number	capacity Ø mm	Ø o.d. mm	wall thick- ness mm	helix pitch mm	 m
PE 3 ESD	0819 0035 010	1,5...7	3	0,75	5	50
PE 6 ESD	0819 0036 010	5...20	6	0,8	8	25
PE 12 ESD	0819 0037 010	10...40	12	1	16	25

The spiral binding PLIOSPIRE ESD is available in special lengths upon request.
 Please consult us.




PLIOSPIRE Plus

Material: polyethylene
Operating temperatures: -50 to +85 °C
Tensile strength at break: 12 MPa
Ultimate elongation: 550 %
Dielectric strength: >25 kV/mm

Application : Due to the double helix in Pliospire^{Plus}, cable bundles can be handled more quickly with the added advantage of branching where required. Pliospire^{Plus} is delivered in coils in bags and can be taken from the package where required without twisting or tangling.



type	article number		capacity Ø mm	Ø i.d. mm	wall thickness mm	spiral pitch mm	 m
	black *	natural					
PE 3 Plus	0819 0041 010	0819 0031 018	1,5...7	1,5	0,75	2 x 4	50
PE 6 Plus	0819 0042 010	0819 0032 018	5...20	4	1	2 x 6	25
PE 12 Plus	0819 0043 010	0819 0033 018	10...40	9	1,5	2 x 8	25
PE 22 Plus	0819 0044 010	0819 0034 018	25...100	19	1,5	2 x 8	25


* Color black: Weather resistant



PLIOZIP

Material: PP
Colours: white, orange, black, light grey, silver
Operating temperatures: -30 to +85°C (+90°C short time)
Dielectric strength: >20 kV/mm
Flame resistance: HB UL94
Chemical resistance: good against most solvents and chemical agents, mineral fats and oils, gasoline....

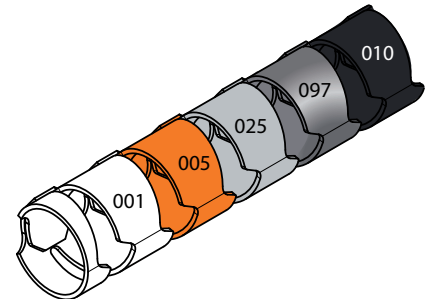
Applications: hold and protection of cable harnesses in fixed or mobile electrical installations, especially in mechanical engineering and panel construction.



Example for order:

Colours: 001 005* 010 025 097
 white orange black light grey silver

code group	detail article	code colour
0820	xxxx	xxxx



* The orange colour is only available in coils.

• In coils

type	art. no. in roll	nominal Ø mm	wall thickness mm	capacity Ø max. mm	m
PLIOZIP 08 PP	0820 0001 ***	8	0,8	10	100
PLIOZIP 15 PP	0820 0002 ***	15	0,8	16	50
PLIOZIP 20 PP	0820 0003 ***	20	0,9	23	30
PLIOZIP 25 PP	0820 0004 ***	25	1	25	20
PLIOZIP 32 PP	0820 0005 ***	32	1,3	32	15



• In lengths of 2 m

type	art. no. in lengths	nominal Ø mm	wall thickness mm	capacity Ø max. mm	m
PLIOZIP 15 PP L2	0820 0012 ***	15	0,8	16	2
PLIOZIP 20 PP L2	0820 0013 ***	20	0,9	23	2
PLIOZIP 25 PP L2	0820 0014 ***	25	1	25	2

Bag available with a European suspension hole.




Other colours and lengths available upon request.

Mounting tool for protection tubing




PLIOZIP




type	art. no.	for tubing	 pce
PLIOZIP 08	0820 0101 000	PLIOZIP 08	1
PLIOZIP 15	0820 0102 000	PLIOZIP 15	1
PLIOZIP 20/25	0820 0103 000	PLIOZIP 20 - PLIOZIP 25	1
PLIOZIP 32	0820 0105 000	PLIOZIP 32	1



In every pack there is a mounting tool in PP. These tools can be ordered additionally or as a replacement.



Operating instruction




Operating instruction in video



A6

Braided sleeving PLIOSIL



Braided sleeving PLIOSIL



SES-STERLING is a main supplier of expandable braided sleeving in thermoplast.

PLIOSIL expandable braided sleeving is the ideal product to **support** and **protect** harnesses.

SES-STERLING offers a wide range of expandable braided sleeveings in different lengths, packaging, material and colours.

• A6/1 - Expandable braided sleeving PLIOSIL

page	type	material	temperatures	specifications	norm	halogene free
A6/1-01	PLIOSIL-PET	PET	-50 to +130°C	UL94V2	EN45545	X
A6/1-02	PLIOSIL PET-S	PET	-50 to +130°C	UL94V2	EN45545	X
A6/1-03	PLIOSIL-PA	PA6.6	-55 to +135°C	UL94V2	-	X
A6/1-04	PLIOSIL-PET-VO	PBT	-50 to +150°C	UL94V0	-	-




• A6/2 - Braided insulating sleeving PLIOSIL HT

page	type	material	temperatures	breakdown strength	specifications
A6/2-01	PLIOSIL HT	fiberglass high temperature treated	-30 to +250°C	1kV	UL 1441
A6/2-02	PLIOSIL HT-P	fiberglass and polyurethane coating	-30 to +155°C	4kV	-
A6/2-03	PLIOSIL HT-S	fiberglass with silicone coating	-60 to +250°C	1,5kV 2,5kV 4kV	UL 1441 IEC60684-3-400/402



• A6/3 - Braided sleeving for shielding PLIOSIL EMI

page	type	material	temperatures	flame resistance
A6/3-01	EMI	copper filament	-40 à +150°C	VW1



• A6/4 -Self closing textile braided sleeving PLIOSIL WS

page	type	material	temperatures	flame resistance
A6/4-01	PLIOSIL WS	PET	-50 to +150°C	V0 UL94



• A6/5 - Accessories for PLIOSIL braided sleeving

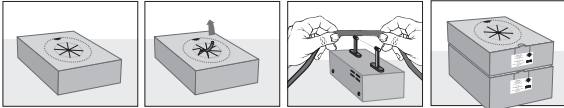
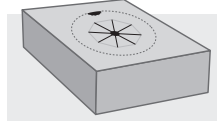
page	type	power	time to heat	cutting temperature	norms
A6/5-01	NAV PLIOSIL	A good alternative to the wire puller.			
	HSG 0	230V - 60W	6 to 8 sec	600°C	89/336/CEE 73/23/CEE
A6/5-02	FILICUT	12V - 24W	instant	-	NF EN 60335-2-45
	PLIOCUT A	230V - 20W	instant	400°C	IEC-EN 61558-2-6
	HSG 00 HSG-00-VW	230V - 40W	6 to 8 sec	600°C	-





Packaging:

• **Boxes**
for standard use



Storage and dispenser box

Open the punched central hole when dispensing the sleeving

Sleevings should be cut with a hot wire or a hot cutter thus cutting and welding the polyester at the same time

The remaining sleeving is very well protected in the box and can be stored in it.

	PET	PET-S	PA	PET-V0	HT	HT-P	HT-S	EMI	WS
• Boxes for standard use									
• Industrial packs on reels for bulk consumers.	X	X	X	X	X	X	X	X	X
• Dispenser boxes ideal for bench-work.	X								
• In lengths of 5 m								X	X

Braided sleeving in lengths upon request

As a special service, we supply braided sleeving in lengths as from 50mm. These lengths are cut with hot wire cutting machines.

Both ends are welded and thus will not fray.

Please contact us.




Accessories:

Page

Ligation with

- C12/01-01 our SES-QUICK cable ties
- A1/1-01 our HELAVIA® sleeves



- A4/90-01 **SUSAM-340 bench support**

Bench support especially made for the showing of 6 dispenser boxes which are firmly gripped.



Expandable braided sleeving in Polyethylene Terephthalate



PLIOSIL-PET




PET

Expansion ratio 1 to 2

Material: PET
Covering: ≥ 70%
Operating temperatures: -50 to +130°C
Melting point: +260°C
Flame resistance: self-extinguishing
 V2 UL94
Specifications: EN 45545
 halogene free

Applications: soft, flexible tubing for general use in the assembly of electrical wires in electrical cabinets and automation. Approved for rolling stock, this sheath is also used in the rail industry.



• Boxes

type		article number		cover according to DIN 65164	expansion in Ø (mm)	m
		black 010	grey 013			
PET	3	0624 0001 010	0624 0001 013	85%	2 ... 6	100
PET	4	0624 0002 010	0624 0002 013	89%	3 ... 8	100
PET	5	0624 0003 010	0624 0003 013	84%	4 ... 10	100
PET	6	0624 0004 010	0624 0004 013	81%	6 ... 12	100
PET	8	0624 0005 010	0624 0005 013	80%	8 ... 16	100
PET	10	0624 0006 010	0624 0006 013	78%	10 ... 20	100
PET	12	0624 0007 010	0624 0007 013	77%	12 ... 24	50
PET	15	0624 0008 010	0624 0008 013	76%	15 ... 27	50
PET	20	0624 0009 010	0624 0009 013	70%	19 ... 32	25
PET	25	0624 0010 010	0624 0010 013	74%	24 ... 38	25
PET	30	0624 0011 010	0624 0011 013	77%	28 ... 47	25
PET	40	0624 0013 010	0624 0013 013	74%	40 ... 63	25
PET	50	0624 0015 010	0624 0015 013	79%	45 ... 75	25
PET	60	0624 0016 010	0624 0016 013	83%	48 ... 92	25



• Industrial pack - on reel - long lengths

type		article number		cover according to DIN 65164	expansion in Ø (mm)	m
		black 010	grey 013			
PET	3 indus	0624 0201 010	0624 0201 013	85%	2 ... 6	1000
PET	4 indus	0624 0202 010	0624 0202 013	89%	3 ... 8	1000
PET	5 indus	0624 0203 010	0624 0203 013	84%	4 ... 10	400
PET	6 indus	0624 0204 010	0624 0204 013	81%	6 ... 12	400
PET	8 indus	0624 0205 010	0624 0205 013	80%	8 ... 16	300
PET	10 indus	0624 0206 010	0624 0206 013	78%	10 ... 20	300
PET	12 indus	0624 0207 010	0624 0207 013	77%	12 ... 24	300
PET	15 indus	0624 0208 010	0624 0208 013	76%	15 ... 27	300
PET	20 indus	0624 0209 010	0624 0209 013	70%	19 ... 32	200
PET	25 indus	0624 0210 010	0624 0210 013	74%	24 ... 38	200
PET	30 indus	0624 0211 010	0624 0211 013	77%	28 ... 47	150
PET	40 indus	0624 0213 010	0624 0213 013	74%	40 ... 63	100
PET	50 indus	0624 0215 010	0624 0215 013	79%	45 ... 75	100
PET	60 indus	0624 0216 010	0624 0216 013	83%	48 ... 92	50



Expandable braided sleeving in Polyethylene Terephthalate



PLIOSIL-PET
PLIOSIL-PET-S



• Dispenser box - short length (10 m)

type		article number		cover according to DIN 65164	expansion in Ø (mm)	m
		black 010	grey 013			
PET	3 x 10 m	0624 0401 010	0624 0401 013	85%	2 ... 6	10
PET	4 x 10 m	0624 0402 010	0624 0402 013	89%	3 ... 8	10
PET	5 x 10 m	0624 0403 010	0624 0403 013	84%	4 ... 10	10
PET	6 x 10 m	0624 0404 010	0624 0404 013	81%	6 ... 12	10
PET	8 x 10 m	0624 0405 010	0624 0405 013	80%	8 ... 16	10
PET	10 x 10 m	0624 0406 010	0624 0406 013	78%	10 ... 20	10
PET	12 x 10 m	0624 0407 010	0624 0407 013	77%	12 ... 24	10
PET	15 x 10 m	0624 0408 010	0624 0408 013	76%	15 ... 27	10
PET	20 x 10 m	0624 0409 010	0624 0409 013	70%	19 ... 32	10
PET	25 x 10 m	0624 0410 010	0624 0410 013	74%	24 ... 38	10
PET	30 x 10 m	0624 0411 010	0624 0411 013	77%	28 ... 47	10
PET	40 x 10 m	0624 0413 010	0624 0413 013	74%	40 ... 63	10




PET-S

Expansion ratio 1 to 3

Material:	PET
Covering:	≥ 55%
Operating temperatures:	-50 to +130°C
Melting point:	+260°C
Flame resistance:	self-extinguishing V2 UL94
Specifications:	EN45545 halogene free

Applications: with its high expansion rate, this sleeve covers a wide range of uses (bulky connectors) or irregular shapes.



• Box

type	article number		cover according to DIN 65164	expansion in Ø (mm)	m
	black 010	grey 013			
PET-S 15	0624 0018 010	0624 0018 013	78%	10 ... 30	25
PET-S 35	0624 0019 010	0624 0019 013	55%	20 ... 60	25



A6/5-01



A6/5-02



C12/1-01 & A1/1-01



A4/4-03



Sleeves in lengths on request



Expandable braided sleeving in polyamide 6.6




PLIOSIL-PA



PA

Material: PA6.6
Covering: ≥ 80%
Operating temperatures: -55 to +135°C
Melting point: +255°C
Flame resistance: self-extinguishing
 V2 UL94
Specifications: halogene free

Applications: developed for aesthetic applications, this sleeve has a high covering power and very good abrasion resistance. It is used in industry, aeronautics, rolling stock, etc. The orange version is designed for electric and hybrid vehicle applications to identify high-voltage circuits.



• Boxes

type		article number			cover according to DIN 65164	expansion in Ø (mm)	m
		black 010	grey 013	orange 005			
PA	4	0624 0022 010	0624 0022 013	0624 0022 005	84%	3 ... 7	100
PA	6	0624 0023 010	0624 0023 013	0624 0023 005	85%	5 ... 8	100
PA	8	0624 0024 010	0624 0024 013	0624 0024 005	83%	7 ... 10	100
PA	10	0624 0025 010	0624 0025 013	0624 0025 005	84%	9 ... 13	50
PA	12	0624 0026 010	0624 0026 013	0624 0026 005	84%	11 ... 16	50
PA	16	0624 0027 010	0624 0027 013	0624 0027 005	83%	15 ... 21	50
PA	20	0624 0028 010	0624 0028 013	0624 0028 005	81%	20 ... 26	50
PA	25	0624 0030 010	0624 0030 013	0624 0030 005	85%	24 ... 31	50
PA	30	0624 0031 010	0624 0031 013	0624 0031 005	86%	28 ... 38	50
PA	40	0624 0032 010	0624 0032 013	0624 0032 005	80%	38 ... 50	50



• Industrial pack - on reel - long length

type		article number		cover according to DIN 65164	expansion in Ø (mm)	m
		black 010	grey 013			
PA	4 indus	0624 0222 010	0624 0222 013	84%	3 ... 7	1000
PA	6 indus	0624 0223 010	0624 0223 013	85%	5 ... 8	400
PA	8 indus	0624 0224 010	0624 0224 013	83%	7 ... 10	300
PA	10 indus	0624 0225 010	0624 0225 013	84%	9 ... 13	300
PA	12 indus	0624 0226 010	0624 0226 013	84%	11 ... 16	300
PA	16 indus	0624 0227 010	0624 0227 013	83%	15 ... 21	300
PA	20 indus	0624 0228 010	0624 0228 013	81%	20 ... 26	200
PA	25 indus	0624 0230 010	0624 0230 013	85%	24 ... 31	200
PA	30 indus	0624 0231 010	0624 0231 013	86%	28 ... 38	150
PA	40 indus	0624 0232 010	0624 0232 013	80%	38 ... 50	100



A6/5-01

A6/5-02

C12/1-01 & A1/1-01


A4/4-03

Sleeves in lengths on request

PET-V0

Material: PBT
Covering: ≥ 75%
Operating temperatures: -50 to +150°C
Melting point: +225°C
Flame resistance: self-extinguishing
 V0 UL94

Applications: this sleeve is designed to hold and protect cable harnesses in applications requiring high temperature resistance and when V0 quality is required.



• Boxes

type		article number		cover according to DIN 65164	expansion in Ø (mm)	m
		black 010	grey 013			
PET-V0	4	0624 0072 010	0624 0072 013	78%	3 ... 7	100
PET-V0	6	0624 0073 010	0624 0073 013	80%	5 ... 8	100
PET-V0	8	0624 0074 010	0624 0074 013	78%	7 ... 10	100
PET-V0	10	0624 0075 010	0624 0075 013	78%	9 ... 13	50
PET-V0	12	0624 0076 010	0624 0076 013	78%	11 ... 16	50
PET-V0	16	0624 0077 010	0624 0077 013	77%	15 ... 21	50
PET-V0	20	0624 0078 010	0624 0078 013	75%	20 ... 26	50
PET-V0	25	0624 0080 010	0624 0080 013	79%	24 ... 31	50
PET-V0	30	0624 0081 010	0624 0081 013	80%	28 ... 38	50
PET-V0	40	0624 0082 010	0624 0082 013	75%	38 ... 50	50



• Industrial pack - on reel - long length

type		article number		cover according to DIN 65164	expansion in Ø (mm)	m
		black 010	grey 013			
PET-V0	4	0624 0272 010	0624 0272 013	78%	3 ... 7	1000
PET-V0	6	0624 0273 010	0624 0273 013	80%	5 ... 8	400
PET-V0	8	0624 0274 010	0624 0274 013	78%	7 ... 10	300
PET-V0	10	0624 0275 010	0624 0275 013	78%	9 ... 13	300
PET-V0	12	0624 0276 010	0624 0276 013	78%	11 ... 16	300
PET-V0	16	0624 0277 010	0624 0277 013	77%	15 ... 21	300
PET-V0	20	0624 0278 010	0624 0278 013	75%	20 ... 26	200
PET-V0	25	0624 0280 010	0624 0280 013	79%	24 ... 31	200
PET-V0	30	0624 0281 010	0624 0281 013	80%	28 ... 38	150
PET-V0	40	0624 0282 010	0624 0282 013	75%	38 ... 50	100



A6/5-01



A6/5-02



C12/1-01 & A1/1-01



A4/4-03



Sleeves in lengths on request



PLIOSIL HT

Material: fiberglass
high temperature treated

Colour: grey

Operating temperatures: -30 to +250°C (+320° short time)


Thermal class: C


Breakdown strength: 1kV

Flame resistance: self-extinguishing (VW1)

Specifications: UL 1441

Applications: Very good flexibility and suppleness, excellent heat resistance, PLIOSIL HT is recommended for thermal and mechanical protection of wire and cable in electromechanical fields, motors, transformers, heating appliances, automobiles, measures and regulations...



type	int. Ø mm	article number	wall thickness (mm)	 m
PLIOSIL HT	0,5*	0637 0101 013	0,35	200
PLIOSIL HT	0,8*	0637 0102 013	0,35	200
PLIOSIL HT	1*	0637 0103 013	0,35	200
PLIOSIL HT	1,5*	0637 0104 013	0,35	200
PLIOSIL HT	2*	0637 0105 013	0,35	200
PLIOSIL HT	2,5*	0637 0106 013	0,35	200
PLIOSIL HT	3*	0637 0107 013	0,4	200
PLIOSIL HT	3,5*	0637 0108 013	0,4	200
PLIOSIL HT	4	0637 0109 013	0,4	200
PLIOSIL HT	5	0637 0110 013	0,5	100
PLIOSIL HT	6	0637 0111 013	0,5	100
PLIOSIL HT	7	0637 0112 013	0,5	100
PLIOSIL HT	8	0637 0113 013	0,5	100
PLIOSIL HT	9	0637 0114 013	0,6	100
PLIOSIL HT	10	0637 0115 013	0,6	100
PLIOSIL HT	12	0637 0116 013	0,6	100
PLIOSIL HT	14	0637 0117 013	0,7	100
PLIOSIL HT	16	0637 0118 013	0,7	100
PLIOSIL HT	18	0637 0119 013	0,8	100
PLIOSIL HT	20	0637 0120 013	0,8	100

* models only on request.

PLIOSIL braided insulating sleeving
high temperature in fiberglass
with polyurethane coating



PLIOSIL HT-P




PLIOSIL HT-P

Material: fiberglass and polyurethane coating
Colour: natural (= yellow amber)
Operating temperatures: -30 to +155°C (+185°C short time)
Thermal class: F
Breakdown strength: 4kV

Applications: Very good flexibility and suppleness, excellent dielectric strength and very good resistance to oils and oil derivatives, PLIOSIL HT-P is recommended for the protection of electrical wires and cables in the field of rotating machines (alternators, generators), inductors transformers and Class B F, ...



type	int. Ø mm	article number	wall thickness (mm)	 m
PLIOSIL HT-P	0,5	0637 0201 018	0,45	200
PLIOSIL HT-P	0,8	0637 0202 018	0,45	200
PLIOSIL HT-P	1	0637 0203 018	0,45	200
PLIOSIL HT-P	1,5	0637 0204 018	0,45	200
PLIOSIL HT-P	2	0637 0205 018	0,45	200
PLIOSIL HT-P	2,5	0637 0206 018	0,45	200
PLIOSIL HT-P	3	0637 0207 018	0,47	200
PLIOSIL HT-P	3,5	0637 0208 018	0,47	200
PLIOSIL HT-P	4	0637 0209 018	0,47	200
PLIOSIL HT-P	5	0637 0210 018	0,5	100
PLIOSIL HT-P	6	0637 0211 018	0,5	100
PLIOSIL HT-P	7	0637 0212 018	0,5	100
PLIOSIL HT-P	8	0637 0213 018	0,55	100
PLIOSIL HT-P	9	0637 0214 018	0,55	100
PLIOSIL HT-P	10	0637 0215 018	0,65	100
PLIOSIL HT-P	12	0637 0216 018	0,65	100
PLIOSIL HT-P	14	0637 0217 018	0,65	100
PLIOSIL HT-P	16	0637 0218 018	0,65	100
PLIOSIL HT-P	18	0637 0219 018	0,75	100
PLIOSIL HT-P	20	0637 0220 018	0,75	100

PLIOSIL braided insulating sleeving
high temperature in fiberglass
with silicone coating




PLIOSIL HT-S




PLIOSIL HT-S

Material: fiberglass with silicone coating
Colour: red brick
Operating temperatures: -60 to +250°C (+290°C short time)
Thermal class: C
Breakdown strenght: 1,5kV - 2,5kV - 4kV (depending on model)
Flame resistance: self-extinguishing (VW1)
Spécifications: UL 1441 IEC60684-3-400/402

Applications: Very good flexibility and suppleness, excellent thermal and dielectric strength, PLIOSIL HT-S is recommended for thermal and electrical protection of wires and cables in electromechanical fields, appliances, lighting, motors and transformers, heating appliances, automobiles, measures and regulations. ...



type	int. Ø mm	artide number 1,5kV	wall thickness (mm)	artide number 2,5kV	wall thickness (mm)	artide number 4kV	wall thickness (mm)	 m
PLIOSIL HT-S	0,5	0637 0301 007	0,4	0637 0401 007	0,41	0637 0501 007	0,5	200
PLIOSIL HT-S	0,8	0637 0302 007	0,4	0637 0402 007	0,41	0637 0502 007	0,5	200
PLIOSIL HT-S	1	0637 0303 007	0,4	0637 0403 007	0,41	0637 0503 007	0,5	200
PLIOSIL HT-S	1,5	0637 0304 007	0,4	0637 0404 007	0,41	0637 0504 007	0,5	200
PLIOSIL HT-S	2	0637 0305 007	0,4	0637 0405 007	0,41	0637 0505 007	0,5	200
PLIOSIL HT-S	2,5	0637 0306 007	0,4	0637 0406 007	0,41	0637 0506 007	0,5	200
PLIOSIL HT-S	3	0637 0307 007	0,5	0637 0407 007	0,52	0637 0507 007	0,52	200
PLIOSIL HT-S	3,5	0637 0308 007	0,5	0637 0408 007	0,52	0637 0508 007	0,52	200
PLIOSIL HT-S	4	0637 0309 007	0,5	0637 0409 007	0,52	0637 0509 007	0,52	200
PLIOSIL HT-S	5	0637 0310 007	0,5	0637 0410 007	0,52	0637 0510 007	0,55	100
PLIOSIL HT-S	6	0637 0311 007	0,5	0637 0411 007	0,52	0637 0511 007	0,55	100
PLIOSIL HT-S	7	0637 0312 007	0,5	0637 0412 007	0,52	0637 0512 007	0,55	100
PLIOSIL HT-S	8	0637 0313 007	0,5	0637 0413 007	0,52	0637 0513 007	0,55	100
PLIOSIL HT-S	9	0637 0314 007	0,5	0637 0414 007	0,62	0637 0514 007	0,65	100
PLIOSIL HT-S	10	0637 0315 007	0,6	0637 0415 007	0,62	0637 0515 007	0,65	100
PLIOSIL HT-S	12	0637 0316 007	0,6	0637 0416 007	0,62	0637 0516 007	0,65	100
PLIOSIL HT-S	14	0637 0317 007	0,6	0637 0417 007	0,62	0637 0517 007	1,12	100
PLIOSIL HT-S	16	0637 0318 007	0,6	0637 0418 007	0,62	0637 0518 007	1,12	100
PLIOSIL HT-S	18	0637 0319 007	0,6	0637 0419 007	0,72	-	-	100
PLIOSIL HT-S	20	0637 0320 007	0,6	0637 0420 007	0,72	0637 0520 007	1,15	100

Braided sleeving for shielding EMI PET filaments coated with tinned copper




PLIOSIL EMI



EMI Expansion ratio: 50% mini to 500%

Material: PET filaments coated tinned copper
Colour: tinned
operating temperatures: -40 to +150°C
Flame resistance: VW-1
EMI requirements: 10 KHz to 1Ghz according to CISPR25 (DIN VDE 0879-2)
Specifications: resistance to chemicals and gasoline.
Applications: this PLIOSIL sleeving, intended for EMI shielding, protects connections sensitive to electromagnetic disturbances. Its copper coated PET filaments give greater lightness and flexibility than current metal braided sleeving.
 This sheath can be cut with scissors.



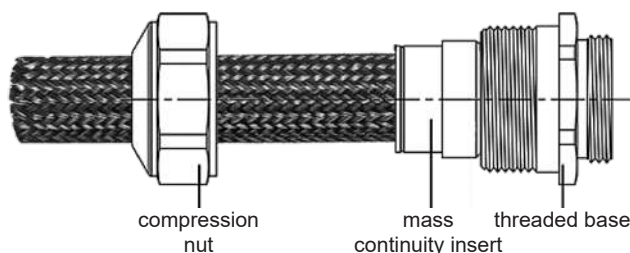
type	artide number	m*	artide number	m	nominal Ø mm	expansion rate mm
EMI SES-003	0637 0001 000	50	0637 0012 000	5	3	1 ... 5
EMI SES-006	0637 0002 000	50	0637 0013 000	5	6	4 ... 8
EMI SES-008	0637 0003 000	50	0637 0014 000	5	8	5 ... 10
EMI SES-010	0637 0004 000	50	0637 0015 000	5	10	7 ... 16
EMI SES-012	0637 0005 000	50	0637 0016 000	5	12	8 ... 20
EMI SES-015	0637 0006 000	50	0637 0017 000	5	15	10 ... 23
EMI SES-020	0637 0007 000	25	0637 0018 000	5	20	13 ... 30
EMI SES-025	0637 0008 000	25	0637 0019 000	5	25	18 ... 35
EMI SES-030	0637 0009 000	25	0637 0020 000	5	30	20 ... 40
EMI SES-040	0637 0010 000	25	0637 0021 000	5	40	30 ... 50
EMI SES-050	0637 0011 000	25	0637 0022 000	5	50	40 ... 60

* The coil can contain several cuts in the length.



Sleeve length available on request. Please contact us.

Mounting principle: can be fixed with our cable glands Progress MS EMC page AA 3.6 in our cable-glands catalogue, by blocking the sleeving in the collet. Consult our technical department.








PLIOSIL WS

Material: PET
Colour: black
Operating temperatures: -50 to +150°C
Flame resistance: V0 UL94

Application: Textile split braided sleeving for assembly after wiring, with easy and quick addition of new cables. Self-closing, with overlapping for a clean closure and optimal mechanical protection. Very flexible, it allows to bend and conform to irregular shapes, without stiffening the cable harnesses.

Note: Easy and clean cutting when cold or hot



type	int. Ø (mm)	 article number	m	 article number	m
PLIOSIL WS005	5	0640 0005 010	100	0640 0105 010	5
PLIOSIL WS008	8	0640 0008 010	100	0640 0108 010	5
PLIOSIL WS010	10	0640 0010 010	100	0640 0110 010	5
PLIOSIL WS013	13	0640 0013 010	50	0640 0113 010	5
PLIOSIL WS016	16	0640 0016 010	50	0640 0116 010	5
PLIOSIL WS019	19	0640 0019 010	25	0640 0119 010	5
PLIOSIL WS025	25	0640 0025 010	25	0640 0125 010	5
PLIOSIL WS029	29	0640 0029 010	25	0640 0129 010	5
PLIOSIL WS032	32	0640 0032 010	25	0640 0132 010	5
PLIOSIL WS038	38	0640 0038 010	25	0640 0138 010	5
PLIOSIL WS050	50	0640 0050 010	25	0640 0150 010	5

New



Packaging for lengths of 5 m:

types WS005 to WS016
in distribution boxes,

types WS019 to WS050
in cardboard reel.

Operating
instruction
in video



A6/5-02

D4/1-01



Pull-in aid and portable hot wire cutting machines for PLIOSIL expandable braided sleeving



SES

Pull-in aid PLIOSIL

New

Applications: PLIOSIL pull-in aids enable a bundle of cables to be routed and channelled without snagging. They make it easier to use the expandable braided sleeves in the PLIOSIL range, particularly for long sleeves. It's a good alternative to the wire puller.


Benefits:

- requires only one operator, whatever the length of the sleeving.
- prevents the bundle head from getting caught in the mesh of the braid.
- allows instant unhooking of the bundle head without the need for tools, loss of wires or removal of any adhesive.
- saves time and consumables.



type	article number	pour gaines tressées PLIOSIL	pieces
NAV PLIOSIL 3	0624 0801 013	PET 3 / PA 4 / PET 4 / PA 6	5
NAV PLIOSIL 6	0624 0802 013	PET 5 / PA 8 / PET 6 / PA 10 PET 8 / PA 12	3
NAV PLIOSIL 12	0624 0803 013	PET 10 / PET 12 / PA 16	1
NAV PLIOSIL 20	0624 0804 013	PET 15 / PA 20 / PET 20 PA 25 / PET 25 / PA 30	1

Operating instruction in video



How to use : Insert the wires into the braided sheath sleeve over a distance of only 20 to 30 cm, to enable them to be locked in tension (1st push-pull effect). This sleeve is already connected to a pull-in aid.

Push the pull-in aid into the final sleeving, even over long lengths, using the push-pull effect.

Once the pull-in aid has been pulled out, remove the wires from the sleeve and repeat the process, without destroying them or dismantling them in a long and tedious process.

HSG 0

Time to heat: 6 to 8 seconds
Power: 230V - 60W
Heating temperature: 600°C
Length of the blades: according to the blade
According to norm: 89/336/CEE
 73/23/CEE

Application: manual portable machine for intermittent cutting of small series. Heat is operator activated by a trigger switch.



type	art. no.	designation	weight (g)	pieces
HSG 0	0625 0256 000	Machine only 230V	1000	1
Blade R	0625 0267 000	Blade length 29 mm	28	1
Blade HS-SG	0625 0268 000	Curved blade	38	1
Support SF	0625 0266 000	Cutter foot	90	1



Hot wire cutting machines for PLIOSIL expandable braided sleeving




SES

FILICUT

Time to heat: instant
Tension: 12V - 24W
Length of the hot wire: 150 mm
Conform to norm: NF EN 60335-2-45

Application: manual portable tool for occasional cut work. Heat is operator activated by trigger switch. Allows flat cut of sleeving up to 150mm wide.



type	art. no.	designation	weight (g)	pcs
PS-3629	0625 0200 000	Filicut only, delivered with 4 tubes of 10 threads	20	1
PYRO-R200	0625 0202 000	Transformer 230/9-12V	1500	1
Fil-3631	0625 0201 000	Tube of 10 hot wires 20/100e	10	1



PLIOCUT-A

Time to heat: instant
Tension: 230V - 20W
Temperature of the wire: 400°C
Length of the hot wire: 100 mm
Specification: IEC-EN 61558-2-6

Application: bench machine, for small and medium series of cut. Heating by switch. Allows flat cut of sleeving up to 100mm wide.




type	article number	designation	weight (g)	pcs
PLIOCUT-A	0625 0250 000	Complete machine 230/6V	1580	1
Cutting wires	0625 0260 000	Case with 10 spare wires	-	1

HSG

Time of heat: 6 to 8 seconds
Power: 230V - 40W
Temperature of the wire: 600°C
Length of the hot wire: HSG 00 30 mm
HSG-00-VW 60 mm

Application: bench machine, for large series of cut. The HSG 00 heats up continuously while the HSG-00-VW is equipped with a temperature regulator. The steel blade guarantees a longer lifespan.



type	article number	designation	weight (g)	pcs
HSG 00	0625 0255 000	Complete machine, blade 54 mm	1500	1
HSG-L	0625 0265 000	Spare blade	-	1
HSG-00-VW	0625 0257 000	Complete machine, blade 88 mm	4800	1
HSG-L88	0625 0269 000	Spare blade	-	1



A7

**Reinforced flexible
conduit, cable glands and
accessories**



ELECTROFLEX

- A7/1 ELECTROFLEX flexible conduits




- A7/2 Straight and elbow glands

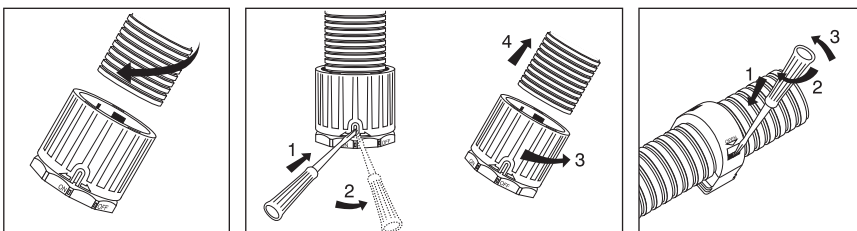


PLIOWELL

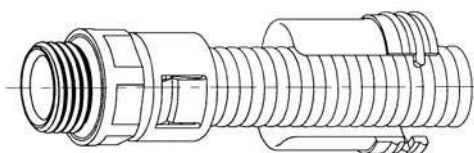
- A7/4 PLIOWELL flexible conduit



- A7/5 PLIOLOCK cable glands and accessories






- A7/6 PLIOQUICK cable glands and accessories



ELECTROFLEX flexible conduit with spiral reinforcement

The ELECTROFLEX tubing is produced with a spiral reinforcement in rigid PVC and is therefore non-metallic. It can be easily cut with a knife or scissors. Very flexible it withstands a very low bending radius. The inside is smooth and allows cable to pass through easily and it can coil around its own diameter without flattening or deforming.

page	type	colour	use	temperature	
• A7/1-02	normal	black grey	standard	-5 to +70°C	
• A7/1-02	calor	blue	high temperatures	-20 to +90°C	
• A7/1-02	oil	green	oil resistant	-5 to +70°C	

Cable glands and accessories for ELECTROFLEX flexible conduit

These self-extinguishing to EN50086 cable-glands, in polyamide, are made for the ELECTROFLEX flexible conduit and allow a secure connection.

• A7/2-01	Straight conduit-glands ELECTROFLEX	
• A7/2-01	Elbow conduit-glands 90° ELECTROFLEX	

Pack:

- tube in reels
- cable glands in bags



ELECTROFLEX normal

Material: flexible PVC with hard PVC reinforcement
Colours: black - grey
Operating temperatures: -5 to +70°C
Protection rating: IP65 (with Electroflex cable gland)
Flame resistance: self extinguishing to EN50086
Applications: flexible conduit for general use.
Avantage: **high flexibility**



type	artide number 010	type	artide number 013	int.-Ø mm	ext.-Ø mm	m
150-010	0740 0001 010	155-010	0740 0031 013	10	14,5	30
150-012	0740 0002 010	155-012	0740 0032 013	12	16,5	30
150-016	0740 0003 010	155-016	0740 0033 013	16	21	30
150-022	0740 0004 010	155-022	0740 0034 013	22	27,5	30
150-028	0740 0005 010	155-028	0740 0035 013	28	33,5	30
150-035	0740 0006 010	155-035	0740 0036 013	35	41	30
150-040	0740 0007 010	155-040	0740 0037 013	40	46,4	30
150-050	0740 0008 010	155-050	0740 0038 013	50	57	30

ELECTROFLEX calor oil

Material: flexible PVC with hard PVC reinforcement
Colours: blue green
Operating temperatures: -20 to +90°C -5 to +70°C
Protection rating: IP65 (with Electroflex cable gland)
Flame resistance: self extinguishing to EN50086
Application: protective conduit for use in extreme environments.

For high temperatures

Oil resistant



type	artide number 002	type	artide number 003	int.-Ø mm	ext.-Ø mm	m
158-010	0740 0021 002	154-010	0740 0011 003	10	14,5	30
158-012	0740 0022 002	154-012	0740 0012 003	12	16,5	30
158-016	0740 0023 002	154-016	0740 0013 003	16	21	30
158-022	0740 0024 002	154-022	0740 0014 003	22	27,5	30
158-028	0740 0025 002	154-028	0740 0015 003	28	33,5	30
158-035	0740 0026 002	154-035	0740 0016 003	35	41	30
158-040	0740 0027 002	154-040	0740 0017 003	40	46,4	30
158-050	0740 0028 002	154-050	0740 0018 003	50	57	30

A7/2 ELECTROFLEX cable glands




Straight glands

with lock nut

Material: polyamide 6.6
Colour: black
Operating temperatures: -20 to +90°C
Protection rating: IP65

Application : gland for ELECTROFLEX conduit, with lamellar system for an easy and resistant mounting.



for conduit int.Ø (mm)	Thread PG			Metric thread			 pces
	type	article number	thread	type	article number	thread	
10	732-010	0741 0201 010	PG 9	740-010	0741 0001 010	M 16 x 1,5	10
12	732-013	0741 0203 010	PG 11	740-012	0741 0002 010	M 16 x 1,5	10
	732-014	0741 0204 010	PG 13,5	740-013	0741 0013 010	M 20 x 1,5	10
16	732-018	0741 0207 010	PG 16	740-016	0741 0003 010	M 20 x 1,5	10
22	732-023	0741 0209 010	PG 21	740-022	0741 0005 010	M 25 x 1,5	10
28	732-029	0741 0211 010	PG 29	740-028	0741 0007 010	M 32 x 1,5	10
35	732-036	0741 0212 010	PG 36	740-035	0741 0009 010	M 40 x 1,5	2
40	732-040	0741 0216 010	PG 42	740-041	0741 0011 010	M 50 x 1,5	2
50	732-050	0741 0217 010	PG 48	740-050	0741 0012 010	M 63 x 1,5	1


Elbow glands 90°


with lock nut

Material: polyamide 6.6
Colour: black
Operating temperatures: -20 to +90°C
Protection rating: IP65

Application : gland for ELECTROFLEX conduit, with lamellar system for an easy and resistant mounting. Small base for a bypass even in tight spaces.



for conduit int.Ø (mm)	Thread PG			Metric thread			 pces
	type	article number	thread	type	article number	thread	
12	737-013	0741 0381 010	PG 11	742-012	0741 0022 010	M 16 x 1,5	10
	737-014	0741 0382 010	PG 13,5	742-013	0741 0030 010	M 20 x 1,5	10
16	737-018	0741 0405 010	PG 16	742-016	0741 0023 010	M 20 x 1,5	10
22	737-023	0741 0406 010	PG 21	742-022	0741 0025 010	M 25 x 1,5	10
28	737-029	0741 0407 010	PG 29	742-028	0741 0027 010	M 32 x 1,5	10
35	737-036	0741 0386 010	PG 36	742-035	0741 0029 010	M 40 x 1,5	10

 A7/1 Flexible conduit with spiral reinforcement ELECTROFLEX





SES-STERLING offers you a complete range of flexible conduits in various materials and thickness of wall that correspond to all types of application: industry, home, public places, tunnels, automation, robots.

SES-STERLING also offers you a whole range of connections with a new and revolutionary locking system fast and with a strong resistance to 'wrenching'.

- Materials:**
- PA6
 - PA12
 - PP

Colour: • black (BK 010)



Pages	A7/4-03		A7/4-04		A7/4-05		A7/4-07	
Type	PWAL light	PWAS standard	PWR V0	PWAH reinforced	PWI PA12	PWP PP	PWYS slided	PWDS double slided
Properties:								
Material	PA6	PA6	PA6	PA6	PA12	PP	PA6	PA6
Flame resistance according UL94	-	V2	V0	V2	-	-	-	V2
IP grade (with Pliolock gland)	IP66	IP66	IP66	IP66	IP66	IP66	-	-
Crushing resistance (in kg/100 mm)	60	75	75	120	45	35	-	-
Mini. temperature	-40°C	-40°C	-40°C	-40°C	-50°C	-20°C	-40°C	-40°C
Maxi. temperature	+120°C	+120°C	+120°C	+120°C	+110°C	+90°C	+120°C	+120°C
Self-extinguishing (EN50086)	✓	✓	✓	✓	✓	✓	✓	✓
High fatigue life	✓	✓			✓			
Good flexibility	✓	✓	✓		✓	✓	✓	
Flame resistance according LFH		✓	✓	✓				
Halogen, phosphorus and sulphur free	✓	✓	✓	✓	✓		✓	✓
High resistance to abrasion		✓	✓	✓				
Resistance to UV (black)	+	++	++	++	+++		+	+
Chemical resistance:								
Acetone	+	+	+	+	+	+	+	+
Benzene	+	+	+	+	+	0	+	+
Diesel oil	+	+	+	+	+	+	+	+
Ethanol	+	+	+	+	0	+	+	+
Ether	+	+	+	+	+	+	+	+
Hydrochloric acid (10%)	-	-	-	-	-	PP	-	-
Hydrochloric acid (30%)	-	-	-	-	-	PP	-	-
Lubricating oil	+	+	+	+	+	+	+	+
Petrol	+	+	+	+	+	+	+	+
Sea water	+	+	+	+	+	+	+	+
Trichlorethylene	0	0	0	0	+	0	0	0
Vegetable Oil	+	+	+	+	+	+	+	+
Water	+	+	+	+	+	+	+	+
White spirit	+	+	+	+	+	+	+	+

+ good resistance
0 limited resistance
- low resistance

LFH: Low Fire Hazard
specifications and technical sheet upon request

PP with cable gland in PP (upon request)





- A7/4-06 Nozzle for corrugated flexible conduit REC



PLIOLOCK - Glands and accessories

- A7/5-01 Straight glands PLIOLOCK PLA



- A7/5-02 Elbow glands 90° PLIOLOCK PLA-90



- A7/5-03 Elbow glands 45° PLIOLOCK PLA-45



- A7/5-04 Clips PLIOLOCK PWCL



- A7/5-04 Coupler PLIOLOCK PLA-PLA



PLIOQUICK - Glands and accessories

- A7/6-02 Quick straight glands PLIOQUICK



- A7/6-02 Quick elbow glands 90° PLIOQUICK



- A7/6-03 Quick elbow glands 45° PLIOQUICK



- A7/6-03 Quick elbow glands 90° with flange PLIOQUICK



- A7/6-04 Seals for PLIOQUICK cable glands



- A7/6-04 Opener for PLIOQUICK glands



Packing:

- Tubing in reels
- Glands and accessories in packs

Corrugated flexible conduit

in Polyamid 6

Phosphorus and sulphur free



PLIOWELL PWAL
PLIOWELL PWAS



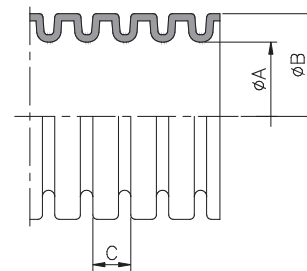
PWAL light

Material: PA 6
Colour: black
Temperatures of use: -40 to +120°C
Resistance against crushing: 60 kg/100mm
Flame resistance: self-extinguishing to EN50086
Specifications: Halogen, phosphorus and sulphur free resistant to UV (BK)

Applications: Economic conduit offering a good flexibility and impact resistance (machine tools, industrial facilities).



type	art. no.	Ø nominal mm	C*	Ø A mm	Ø B mm	bending radius mm	m
PWAL 10	0630 0130 010	10	F	6,5	10	15	50
PWAL 11	0630 0138 010	11	F	8,5	11,5	20	50
PWAL 13	0630 0131 010	13	F	10	13	25	50
PWAL 16	0630 0132 010	16	F	12	15,8	35	50
PWAL 18	0630 0139 010	18	F	14,2	18,5	40	50
PWAL 21	0630 0133 010	21	F	16,9	21,2	40	50
PWAL 28	0630 0134 010	28	F	23	28,5	45	50
PWAL 34	0630 0135 010	34	L	28,3	34,5	55	50
PWAL 42	0630 0136 010	42	L	35,7	42,5	65	25
PWAL 54	0630 0137 010	54	L	47,4	54,5	80	25
PWAL 67	0630 0140 010	67	L	56,8	67,2	115	10



* Thread: F = narrow - L = large

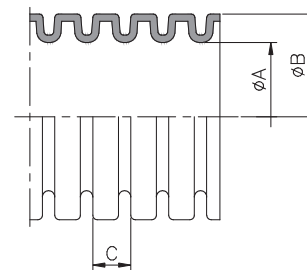
PWAS standard

Material: PA 6
Colour: black
Temperatures of use: -40 to +120°C
Resistance against crushing: 75 kg/100mm
Flame resistance: self-extinguishing to EN50086
Specifications: V2 according to UL94-LFH norm Halogen, phosphorus and sulphur free high resistance to UV (BK)

Applications: Used for various equipment and electrical instalations (harnesses, machine tools).



type	art. no.	Ø nominal mm	C*	Ø A mm	Ø B mm	bending radius mm	m
PWAS 10	0630 0110 010	10	F	6,3	10	15	50
PWAS 13	0630 0111 010	13	F	9,8	13	25	50
PWAS 16	0630 0112 010	16	F	11,8	15,8	40	50
PWAS 18	0630 0118 010	18	F	14	18,5	40	50
PWAS 21	0630 0113 010	21	F	16,7	21,2	45	50
PWAS 28	0630 0114 010	28	F	22,8	28,5	50	50
PWAS 34	0630 0115 010	34	L	28,1	34,5	60	50
PWAS 42	0630 0116 010	42	L	35,5	42,5	70	25
PWAS 54	0630 0117 010	54	L	47,2	54,5	80	25
PWAS 67	0630 0119 010	67	L	56,5	67,2	130	10



* Thread: F = narrow - L = large



A7/5 - PLIOLOCK range



A7/6 - PLIOQUICK range



Corrugated flexible conduit in Polyamid 6

Phosphorus and sulphur free




PLIOWELL PWR
PLIOWELL PWAH

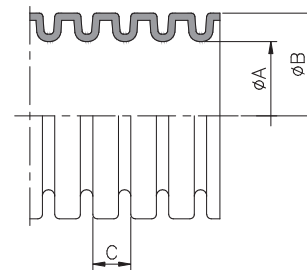


PWR V0

Material: PA 6
Colour: black
Temperatures of use: -40 to +120°C
Resistance against crushing: 75 kg/100mm
Flame resistance: self-extinguishing to EN50086
Specifications: V0 according to UL94-LFH norm certified EN 45545-2 Halogen, phosphorus and sulphur free high resistance to UV
Applications: use whenever V0 quality is necessary (railway, tunnels and public places).




type	art. no.	Ø nominal mm	C *	Ø A mm	Ø B mm	bending radius mm	 m
PWR 10	0630 0149 010	10	F	6,3	10	15	50
PWR 13	0630 0150 010	13	F	9,8	13	25	50
PWR 16	0630 0151 010	16	F	11,8	15,8	35	50
PWR 21	0630 0152 010	21	F	16,7	21,2	45	50
PWR 28	0630 0153 010	28	L	21,7	28,5	50	50
PWR 42	0630 0155 010	42	L	35,5	42,5	70	25




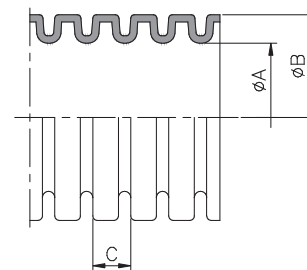
* Thread: F = narrow - L = large

PWAH reinforced

Material: PA 6
Colour: black
Temperatures of use: -40 to +120°C
Resistance against crushing: 120 kg/100mm
Flame resistance: self-extinguishing to EN50086
Specifications: V2 according to UL94-LFH norm Halogen, phosphorus and sulphur free high resistance to UV (BK)
Applications: static protection of electric components (high resistance against crushing).



type	art. no.	Ø nominal mm	C *	Ø A mm	Ø B mm	bending radius mm	 m
PWAH 13	0630 0170 010	13	F	9	13	35	50
PWAH 16	0630 0171 010	16	F	11,5	15,8	45	50
PWAH 21	0630 0172 010	21	L	15,5	21,2	55	50
PWAH 28	0630 0173 010	28	L	21,3	28,5	60	50
PWAH 34	0630 0174 010	34	L	26,9	34,5	70	25
PWAH 42	0630 0175 010	42	L	34,6	42,5	80	25
PWAH 54	0630 0176 010	54	L	46	54,5	90	25



* Thread: F = narrow - L = large



A7/5 - PLIOLOCK range



A7/6 - PLIOQUICK range



Corrugated flexible conduit in Polyamide 12 in Polypropylene



PLIOWELL PWI
PLIOWELL PWP

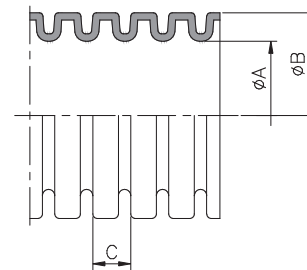


PWI

Material: PA 12
Colour: black
Temperatures of use: -50 to +110°C
Resistance against crushing: 45 kg/100mm
Flame resistance: self-extinguishing to EN50086
Specifications: high resistance to UV (BK)
 Halogen, phosphorus and sulphur free
Applications: conduit dedicated to the dynamic uses such as robots and automation systems.




type	art. no.	Ø nominal mm	C*	Ø A mm	Ø B mm	bending radius mm	m
PWI 13	0630 0190 010	13	F	9,8	13	25	50
PWI 16	0630 0191 010	16	F	11,8	15,8	30	50
PWI 21	0630 0192 010	21	F	16,7	21,2	35	50
PWI 28	0630 0193 010	28	L	21,7	28,5	45	50
PWI 34	0630 0194 010	34	L	28,1	34,5	55	25
PWI 42	0630 0195 010	42	L	35,5	42,5	60	25
PWI 54	0630 0196 010	54	L	47,2	54,5	70	25



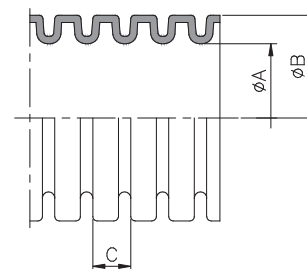
* Thread: F = narrow - L = large

PWP

Material: PP
Colour: black
Temperatures of use: -20 to +90°C
Resistance against crushing: 35 kg/100mm
Flame resistance: self-extinguishing to EN50086
Specifications: resistant against acids
Applications: standard use in the building, especially for underground.



type	art. no.	Ø nominal mm	C*	Ø A mm	Ø B mm	bending radius mm	m
PWP 13	0630 0230 010	13	F	9,8	13	25	50
PWP 16	0630 0231 010	16	F	11,8	15,8	35	50
PWP 21	0630 0232 010	21	F	16,7	21,2	40	50
PWP 25	0630 0233 010	25	F	19,1	25	50	50
PWP 28	0630 0234 010	28	F	22,8	28,5	55	50
PWP 34	0630 0235 010	34	L	28,1	34,5	65	50
PWP 42	0630 0236 010	42	L	35,5	42,5	80	25
PWP 54	0630 0237 010	54	L	47,2	54,5	100	25
PWP 67	0630 0238 010	67	L	56,3	67,2	100	10



* Thread: F = narrow - L = large



A7/5 - PLIOLOCK range



A7/6 - PLIOQUICK range



Nozzle for corrugated flexible conduit in thermoplastic elastomer



PLIOWELL REC




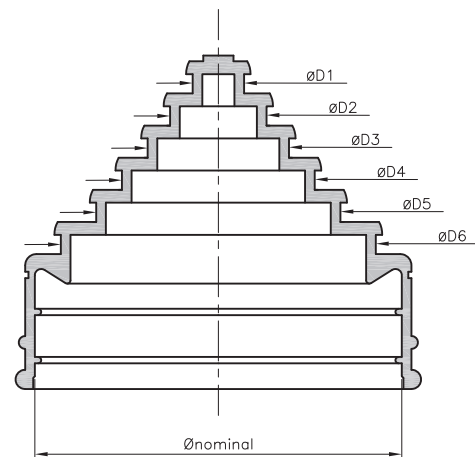
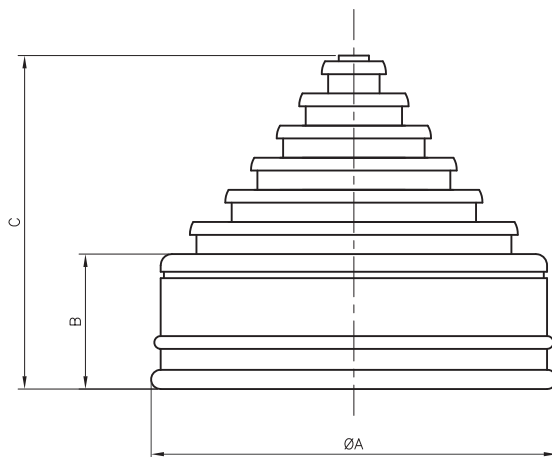
REC

Material: thermoplastic elastomer
Colour: black
Temperatures of use: -50 to +125°C
Protection grade: IP65 / IP66
Hardness Shore A : 55 ± 5
Tensile strength at break: > 6 MPa
Ultimate elongation: > 500%
Dielectric strength: 35 kV/mm
Specifications: very good resistance to UV and oils, halogen, phosphorus and sulfur free

Applications : nozzle designed for the passage of cables at the ends of our flexible conduits PLIOWELL. The different cable entry diameters are specified on the nozzle to facilitate the cutting operation by the user. The assembly can be secured by the establishment of a cable tie (width max. 2.6 mm).



type	artide number	nominal Ø mm	Ø A mm	B mm	C mm	Ø D1 mm	Ø D2 mm	Ø D3 mm	Ø D4 mm	Ø D5 mm	Ø D6 mm	 pcs
REC 13	0631 1151 010	13	20,5	16	27	3	7	-	-	-	-	10
REC 16	0631 1152 010	16	22,7	17,5	33,6	3	7	11	-	-	-	10
REC 21	0631 1153 010	21	28,4	18,8	38,3	3	7	11	15	-	-	10
REC 28	0631 1154 010	28	36,2	19,8	40,8	3	9	15	21	-	-	10
REC 34	0631 1155 010	34	42,5	21	42,3	3	10	17	25	-	-	10
REC 42	0631 1156 010	42	51,3	21	47	5	12	19	26	34	-	10
REC 54	0631 1157 010	54	63,1	21	51,9	5	12	19	27	35	46	10



A7/4 - Conduit PLIOWELL



C12/1-01 - Cable ties SES-QUICK



Corrugated flexible conduit slit

in Polyamid 6

Phosphorus and sulphur free



PLIOWELL PWYS

PLIOWELL PWDS




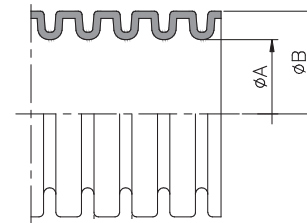
PWYS

slit

Material: PA6
Colour: black
Temperatures of use: -40 to +120°C
Flame resistance: self-extinguishing to EN50086
Specifications: halogen, phosphorus and sulphur free
 UV resistant
Applications: wiring of electrical bundles (addition of wire or cables easier on an existing installation). Adapted to the automotive market.



type	art. no.	Ø A mm	Ø B mm	bending radius mm	 m
PWYS 8	0630 0250 010	6,5	10	15	50
PWYS 10	0630 0251 010	8,5	11,5	20	50
PWYS 12	0630 0252 010	10	13	25	50
PWYS 16	0630 0253 010	12,8	16,1	35	50
PWYS 18	0630 0254 010	14,2	18,5	40	50
PWYS 20	0630 0255 010	16,9	21,2	40	50
PWYS 25	0630 0256 010	21,4	25,4	45	50
PWYS 28	0630 0257 010	23	28,5	45	50
PWYS 32	0630 0258 010	28,3	34,5	55	50
PWYS 40	0630 0259 010	35,7	42,5	65	25
PWYS 50	0630 0260 010	47,4	54,5	80	25




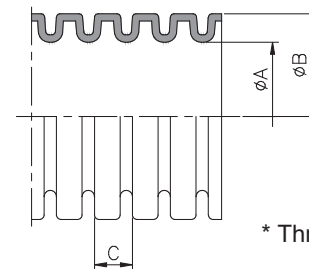
CO-FLEX

slit two-pieces

Material: PA6
Colour: black
Temperatures of use: -40 to +120°C
Flame resistance: self-extinguishing to EN50086
Specifications: V2 according to UL94
 halogen and phosphorus free
 UV resistant
Applications: cable protection conduit supplied as two integral pieces enabling branching to be carried out quickly and easily. It is flame resistant and Halogen, phosphorus and sulphur free. It is used in installations, vehicles and panels applications.



type	art. no.	C*	Ø A mm	Ø B mm	bending radius mm	 m
PWDS 13	0630 0280 010	F	7,9	13	55	50
PWDS 21	0630 0281 010	F	13,9	21,2	90	50
PWDS 28	0630 0282 010	L	20,5	28,5	105	50
PWDS 34	0630 0283 010	L	27	34,5	150	25
PWDS 42	0630 0284 010	L	34,8	42,5	170	25



* Thread: F = narrow
L = large



A7/5-01

A7/5-04



Accessories for PLIOWELL conduits

Straight cable glands

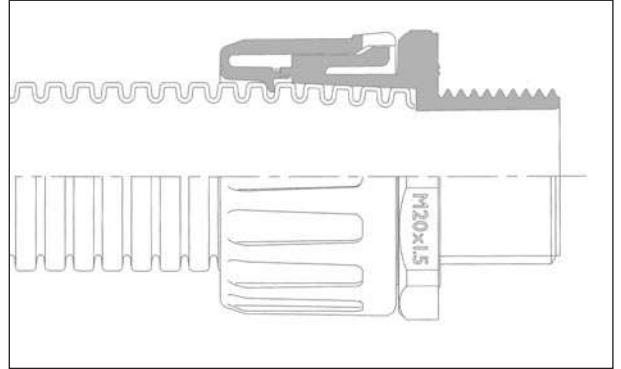


PLIOLOCK PLA



PLA

Material: PA 6.6
Colour: black
Operating temperatures: -40 to +135°C
Protection rating: IP66
Flame resistance: V2 UL94
Specifications: Halogen, phosphorus and sulphur free
 self extinguishing to EN 61386
Applications: used with all conduits PLIOWELL whatever the step. Clip-on system resistant to vibration and accidental opening.



• Metric thread delivered with lock-nuts

type	article number	Ø cable		pcs
		mm	thread	
PLA10-M12	0631 1000 010	10	M12	10
PLA13-M16	0631 1002 010	13	M16	10
PLA16-M16	0631 1003 010	16	M16	10
PLA16-M20	0631 1004 010	16	M20	10
PLA21-M20	0631 1005 010	21	M20	10
PLA28-M25	0631 1006 010	28	M25	10
PLA34-M32	0631 1007 010	34	M32	10
PLA42-M40	0631 1008 010	42	M40	2
PLA42-M50	0631 1009 010	42	M50	2
PLA54-M50	0631 1010 010	54	M50	2
PLA54-M63	0631 1011 010	54	M63	2
PLA67-M63	0631 1012 010	67	M63	1



• PG thread delivered without lock-nuts

type	article number	Ø cable		pcs
		mm	thread	
PLA10-PG7	0631 1021 010	10	PG 7	10
PLA13-PG9	0631 1022 010	13	PG 9	10
PLA16-PG9	0631 1023 010	16	PG 9	10
PLA16-PG11	0631 1024 010	16	PG 11	10
PLA16-PG13	0631 1025 010	16	PG 13	10
PLA16-PG16	0631 1026 010	16	PG 16	10
PLA18-PG13	0631 1035 010	18	PG 13	10
PLA21-PG13	0631 1027 010	21	PG 13	10
PLA21-PG16	0631 1028 010	21	PG 16	10
PLA21-PG21	0631 1029 010	21	PG 21	10
PLA28-PG21	0631 1030 010	28	PG 21	10
PLA28-PG29	0631 1031 010	28	PG 29	10
PLA34-PG29	0631 1032 010	34	PG 29	10
PLA42-PG36	0631 1033 010	42	PG 36	2
PLA54-PG48	0631 1034 010	54	PG 48	2
PLA67-PG48	0631 1036 010	67	PG 48	1



A7/4 - PLIOWELL conduits



A8/2 - PLIO-CE lock nut



Accessories for PLIOWELL conduits

Elbow cable glands 90°

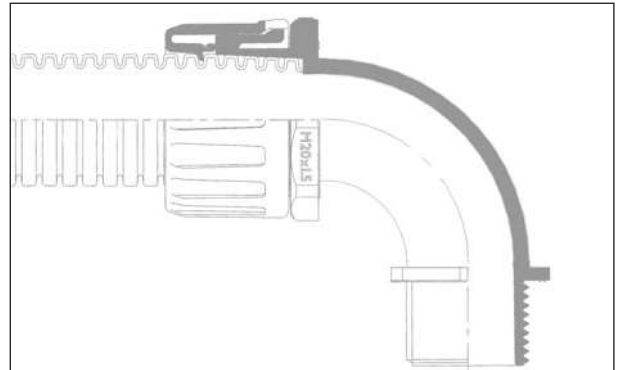


PLIOLOCK PLA-90




PLA-90

Material: PA 6.6
Colour: black
Operating temperatures: -40 to +135°C
Protection rating: IP66
Flame resistance: V2 UL94
Specifications: Halogen, phosphorus and sulphur free
 self extinguishing to EN 61386
Applications: used with all conduits PLIOWELL whatever the step. Clip-on system resistant to vibration and accidental opening.




• Metric thread delivered with lock-nuts

type	article number	Ø cable mm	thread	 pcs
PLA10-M12-90	0631 1039 010	10	M12	10
PLA13-M16-90	0631 1040 010	13	M16	10
PLA16-M16-90	0631 1041 010	16	M16	10
PLA16-M20-90	0631 1042 010	16	M20	10
PLA21-M20-90	0631 1043 010	21	M20	10
PLA28-M25-90	0631 1044 010	28	M25	10
PLA34-M32-90	0631 1045 010	34	M32	10
PLA42-M40-90	0631 1047 010	42	M40	1
PLA54-M50-90	0631 1049 010	54	M50	1
PLA67-M63-90	0631 1050 010	67	M63	1



• PG thread delivered without lock-nuts

type	article number	Ø cable mm	thread	 pcs
PLA10-PG7-90	0631 1061 010	10	PG 7	10
PLA13-PG9-90	0631 1060 010	13	PG 9	10
PLA16-PG9-90	0631 1071 010	16	PG 9	10
PLA16-PG11-90	0631 1062 010	16	PG 11	10
PLA16-PG13-90	0631 1063 010	16	PG 13	10
PLA18-PG13-90	0631 1064 010	18	PG 13	10
PLA21-PG16-90	0631 1066 010	21	PG 16	10
PLA28-PG21-90	0631 1067 010	28	PG 21	10
PLA42-PG36-90	0631 1069 010	42	PG 36	1
PLA67-PG48-90	0631 1072 010	67	PG 48	1



A7/4 - PLIOWELL conduits

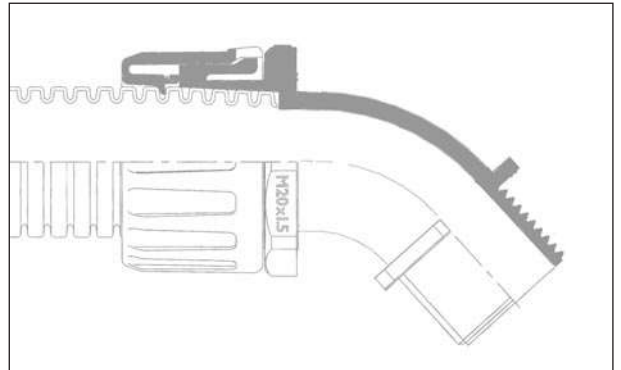


A8/2 - PLIO-CE lock nut



PLA-45

Material: PA 6.6
Colour: black
Operating temperatures: -40 to +135°C
Protection rating: IP66
Flame resistance: V2 UL94
Specifications: Halogen, phosphorus and sulphur free
 self extinguishing to EN 61386
Applications: used with all conduits PLIOWELL whatever the step. Clip-on system resistant to vibration and accidental opening.



• **Metric thread** delivered with lock-nuts

type	article number	Ø cable mm	thread	pces
PLA16-M20-45	0631 1080 010	16	M20	10
PLA21-M20-45	0631 1081 010	21	M20	10
PLA28-M25-45	0631 1082 010	28	M25	10
PLA42-M50-45	0631 1084 010	42	M50	1
PLA54-M50-45	0631 1085 010	54	M50	1



• **PG thread** delivered without lock-nuts

type	article number	Ø cable mm	thread	pces
PLA16-PG13-45	0631 1101 010	16	PG 13	10
PLA21-PG13-45	0631 1102 010	21	PG 13	10
PLA21-PG16-45	0631 1103 010	21	PG 16	10
PLA28-PG21-45	0631 1104 010	28	PG 21	10
PLA34-PG29-45	0631 1105 010	34	PG 29	10
PLA42-PG36-45	0631 1106 010	42	PG 36	1



A7/4 - PLIOWELL conduits



A8/2 - PLIO-CE lock nut



Accessories for PLIOWELL conduits

Clips and coupler



PWCL
PLA-PLA




Clips PWCL

Material: PA 6.6
Colour: black
Operating temperatures: -40 to +135°C
Flame resistance: V2 UL94
Specifications: Halogen, phosphorus and sulphur free
 self extinguishing to EN 61386

Applications: monobloc support for conduit with a single passage for fast assembly. A simple pressure is enough to fix the conduit in the support. Secure lid. Fixing by screw M6. Ribbed interior to stop the traction on the conduit. Used with all PLIOWELL conduits whatever the step is.




type	article number	Ø cable mm	 pces
PWCL10	0631 1130 010	10	10
PWCL13	0631 1131 010	13	10
PWCL16	0631 1132 010	16	10
PWCL18	0631 1139 010	18	10
PWCL21	0631 1133 010	21	10
PWCL25	0631 1138 010	25	10
PWCL28	0631 1134 010	28	10
PWCL34	0631 1135 010	34	10
PWCL42	0631 1136 010	42	5
PWCL54	0631 1137 010	54	5

Coupler PLA-PLA

Material: PA 6.6
Colour: black
Operating temperatures: -40 to +135°C
Flame resistance: V2 UL94
Specifications: Halogen, phosphorus and sulphur free
 self extinguishing to EN 61386

Applications: ideal to connect two identical conduits. To allow for example an extension.



type	article number	Ø cable mm	 pces
PLA16-PLA16	0631 1140 010	16	10
PLA21-PLA21	0631 1141 010	21	10
PLA28-PLA28	0631 1142 010	28	10
PLA34-PLA34	0631 1143 010	34	10



A7/4 - PLIOWELL conduit



Insert conduit - mounting is complete

The extremely quick and easy one hand assembly and dismantling is very economical. Insert PLIOWELL corrugated flexible conduit into the gland for connection.

In order to disconnect a special opener has to be put on the conduit, inserted into the gland until the stops of the corrugated conduit deepening are pushed outside. Then pull off the conduit.

These steps can be done with only one hand.

Advantages:

- Quick and easy one-hand assembly/dismantling - also in difficult to reach positions,
- The small glands body allows close bunched mounting,
- Front side dismantling,
- High security,
- Vibration cannot disconnect the glands,
- The conduit can only be disconnected with the special opener,
- Humidity protection and splash guard,
- Conduit rotating at the threaded joint. No torsion at the conduit,
- Ecologically priced - halogene free polyamide - glands can be 100% recycled,

Fields of application:

- Mechanical engineering
- Industrial facilities
- Robotics - Handling
- Car
- Shipbuilding



Conduit glands and accessories for PLIOWELL conduits

- A7/6-02 Straight PLIOQUICK conduit glands



- A7/6-02 90° PLIOQUICK conduit gland



- A7/6-03 45° PLIOQUICK elbow gland



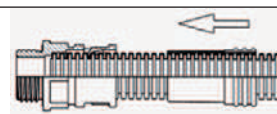
- A7/6-03 90° flanged PLIOQUICK elbow gland



- A7/6-04 Seal for PLIOQUICK gland



- A7/6-04 Opener PLIOQUICK



PLIOQUICK

Material: PA
Colour: black
Operating temperatures: -40 to +110°C
Protection rating: IP65
Flame resistance: V0 UL94

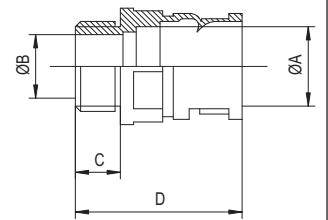
Specifications: halogen free, without phosphorus. Good resistance to alcohol, fats, oils, kerosene, gasoline.

Supplied with opener.



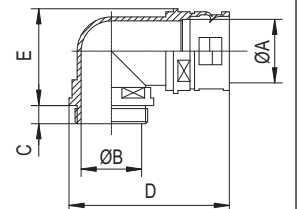
• **Straight glands** supplied **without** lock-nut

type	article number	nominal-Ø mm	thread PG	dimensions (mm)				pcs
				Ø A	Ø B	C	D	
PLIOQUICK 7,5	0631 0001 010	10	PG 7	10	8	7	24	50
PLIOQUICK 7,5/9	0631 0010 010	10	PG 9	10	8	8	26	50
PLIOQUICK 10	0631 0002 010	13	PG 9	13	10,5	8	28	50
PLIOQUICK 12	0631 0003 010	16	PG 11	15,7	13	8	30	50
PLIOQUICK 12/16	0631 0004 010	16	PG 16	15,7	13	10	31	50
PLIOQUICK 17	0631 0005 010	21	PG 16	21,2	16,5	10	36	50
PLIOQUICK 23	0631 0006 010	28	PG 21	28,5	23	12	40	50
PLIOQUICK 29	0631 0007 010	34	PG 29	34,5	28	12	43	25
PLIOQUICK 37	0631 0008 010	42	PG 36	42,1	38	16	53,5	25
PLIOQUICK 50	0631 0009 010	54	PG 48	54,4	50	16	55	10



• **90° elbow glands** supplied **without** lock-nut

type	article number	nominal-Ø mm	thread PG	dimensions (mm)					pcs
				Ø A	Ø B	C	D	E	
PLIOQUICK 10 90°	0631 0102 010	13	PG 9	13	10,9	8	44	26,8	50
PLIOQUICK 12 90°	0631 0103 010	16	PG 11	15,7	13	8	49,6	29,9	50
PLIOQUICK 17/13,5 90°	0631 0104 010	21	PG 13,5	21,2	15	10	58,4	35,4	50
PLIOQUICK 17 90°	0631 0105 010	21	PG 16	21,2	16,5	10	58,4	35,4	50
PLIOQUICK 23 90°	0631 0106 010	28	PG 21	28,5	23	12	76,8	44,6	50
PLIOQUICK 29 90°	0631 0107 010	34	PG 29	34,5	27	11,2	87,6	52	25
PLIOQUICK 37 90°	0631 0108 010	42	PG 36	42,1	39	15,5	102,6	67	25
PLIOQUICK 50 90°	0631 0109 010	54	PG 48	54,4	48,5	15,5	125	82	10



A7/4 - PLIOWELL conduits



A8/2 - Lock nuts



PLIOQUICK

Material: PA
Colour: black
Operating temperatures: -40 to +110°C
Protection rating: IP65
Flame resistance: V0 UL94

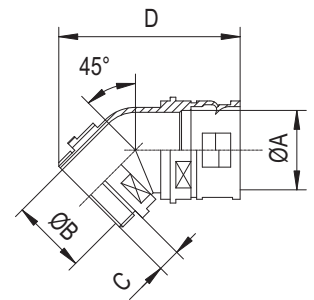
Specifications: halogen free, without phosphorus. Good resistance to alcohol, fats, oils, kerosene, gasoline.

Supplied with opener.



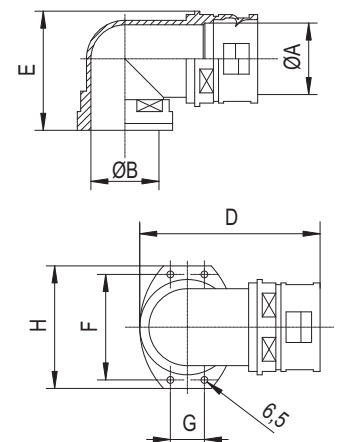
• **45° elbows** supplied without lock nut

type	article number	nominal Ø mm	thread PG	dimensions (mm)				pcs
				Ø A	Ø B	C	D	
PLIOQUICK 23 45°	0631 0206 010	28	21	28,5	22,5	12	64	50
PLIOQUICK 29 45°	0631 0207 010	34	29	34,5	27	11,5	75	25
PLIOQUICK 37 45°	0631 0208 010	42	36	42,1	39	15,5	87	25
PLIOQUICK 50 45°	0631 0209 010	54	48	54,4	48	16	95,5	10



• **90° flanged elbow**

type	article number	nominal Ø mm	dimensions (mm)							pcs
			Ø A	Ø B	D	E	F	G	H	
PLIOQUICK 23 90° WF	0631 0306 010	28	28,5	22,8	76,8	49,5	53	-	63	50
PLIOQUICK 29 90° WF	0631 0307 010	34	34,5	27	92,5	58,4	54	36,5	66,5	25
PLIOQUICK 37 90° WF	0631 0308 010	42	42,1	38,3	102,6	72,5	73	30	86	25
PLIOQUICK 50 90° WF	0631 0309 010	54	54,4	47,7	125	125	73	30	85,5	10



A7/4 - PLIOWELL conduit



A8/2 - Lock nuts




Seal for PLIOQUICK gland

Material: polyurethane PUR
Colour: black
Operating temperatures: -40 to +130°C
Protection rating: IP66 with PLIOQUICK gland

Specifications: external seal for general engineering, packaging machines, handling equipment resistant to many chemicals, oils and solvents.




type	article number	nominal Ø mm	 pcs
PLIOQUICK AD-7,5	0631 0701 010	10	50
PLIOQUICK AD-10	0631 0702 010	13	50
PLIOQUICK AD-12	0631 0703 010	16	50
PLIOQUICK AD-23	0631 0705 010	28	50
PLIOQUICK AD-29	0631 0706 010	34	25
PLIOQUICK AD-37	0631 0707 010	42	25
PLIOQUICK AD-50	0631 0708 010	54	10



Opener PLIOQUICK

Material: PA
Colour: yellow



type	article number	nominal Ø mm	 pcs
PLIOQUICK OEF 10 YE	0631 0402 004	13	10
PLIOQUICK OEF 12 YE	0631 0403 004	16	10
PLIOQUICK OEF 17 YE	0631 0404 004	21	10
PLIOQUICK OEF 23 YE	0631 0405 004	28	5
PLIOQUICK OEF 29 YE	0631 0406 004	34	5
PLIOQUICK OEF 37 YE	0631 0407 004	42	5
PLIOQUICK OEF 50 YE	0631 0408 004	52	5



A7/4 - PLIOWELL conduits
















A8

Cable glands and accessories





Pages	Products	Material	IP	Feet		Colours		
				PG	Metric	Light grey 7035	Black 9005	Grey RAL 7001
• A8/1	Cable glands PLIO-SPEED 	PA6	68		•	•		
	Mounting tools PLIO-SPEED tool 							
	PLIO-SPEED Elec 							
• A8/2	Cable glands PLIO-PE  Conical cable gland PLIO-PEC  Lock nut PLIO-CE  Conical lock nut PLIO-CEC 	PA6	68	•	•	•	•	•
			54	•		•		
			-	•	•	•	•	•
			-	•		•		
• A8/3	Cable glands PE-MT  Lock nut CE-MT 	nickel plated brass	68	•	•			
• A8/4	Locking plugs PLIO-BC  Protectors PLIO-PT 	PA6	-	•	•			•
				•	•		•	

Only sold in France.

PLIO-SPEED

Material: PA
O-ring: polychloroprene
Colour: light grey
Protection rating: IP 68
Temperature range: -20 to +100°C


Specifications: Cable glands for quick assembly WITHOUT THREAD

Advantages:

- Secured in 3 seconds = 85% time saving compared to conventional cable gland.
- Mounting from front only = internal locknut and access to housing unnecessary.
- Secure fitting with no risk of loosening or loss locknut, even under vibration.
- Clamp for fast and comfortable mounting = limited effort.
- For plate thickness 1 to 2.5 mm (grey collar) or 2.5 to 4 mm (green collar).

Other colours, sizes and thickness's on request.



type	art. no.	cable Ø mm	hole Ø mm	wall thickness mm	colour collar	 pce	Insert (to be ordered separately)
• Cable glands							
PLIO-SPEED M12/2,5	0636 1001 025	4 - 6,5	12,4	1 - 2,5	●	50	0636 1102 000
PLIO-SPEED M12/4	0636 1002 025			2,5 - 4	●	50	
PLIO-SPEED M16/2,5	0636 1003 025	6 - 9,5	16,4	1 - 2,5	●	50	0636 1103 000
PLIO-SPEED M16/4	0636 1004 025			2,5 - 4	●	50	
PLIO-SPEED M20/2,5	0636 1005 025	7 - 12	20,4	1 - 2,5	●	50	0636 1104 000
PLIO-SPEED M20/4	0636 1006 025			2,5 - 4	●	50	
PLIO-SPEED M25/2,5	0636 1007 025	11 - 16	25,4	1 - 2,5	●	25	0636 1105 000
PLIO-SPEED M25/4	0636 1008 025			2,5 - 4	●	25	



• Mounting tools

PLIO-SPEED tool	0636 1101 000		1
PLIO-SPEED Elec	0636 1200 000	delivered in a hard case, with 2 batteries Li-ion 12 V - 3.0 Ah.	1

• Inserts

PLIO-SPEED M12	0636 1102 000		1
PLIO-SPEED M16	0636 1103 000		1
PLIO-SPEED M20	0636 1104 000		1
PLIO-SPEED M25	0636 1105 000		1



Operating instruction

Place PLIO-SPEED on the tool until the stop on the metal cone.

Once mounted on tool PLIO-SPEED is positioned in the hole.

OPERATING-REMOVE

Squeeze the handles of the pliers and release. Remove the tool.



Operating instruction
in video

Cable glands in Polyamide 6



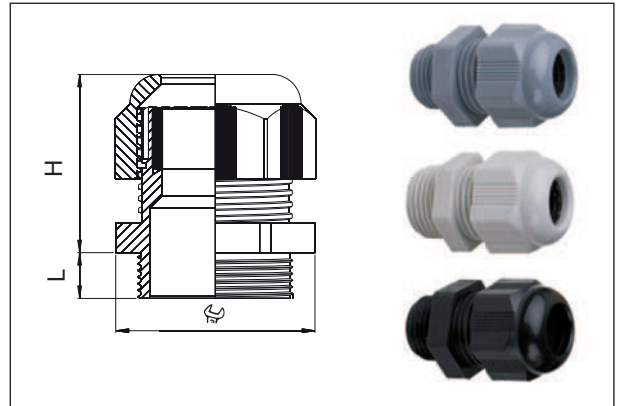
PLIO-PE



PLIO-PE

Material: Body: PA 6
O-ring: TPV
Colours: grey - black - light grey
Protection rating: IP 68
Temperature range: -20 to +100°C permanent
Specifications: EN62444

Applications : Anti-vibration mechanical tightening. Blocking part with multiple facets that guarantee an equal compression against cable and an optimal resistance against tensile strength.



Standard colours:



Example for order:

code group	detail article	code colour
0636	0xxx	xxx

• Cable glands PG

type	article number	cable Ø mm	mm	H mm	L mm	press	Lock nut (to be ordered separately)
PLIO-PE PG 7	0636 0101 xxx	3 - 6,5	15	24	8	100	0636 0001 xxx
PLIO-PE PG 9	0636 0102 xxx	4 - 8	19	28	8	50	0636 0002 xxx
PLIO-PE PG 11	0636 0103 xxx	5 - 10	22	29	8	50	0636 0003 xxx
PLIO-PE PG 13,5	0636 0105 xxx	6 - 12	24	29	9	50	0636 0004 xxx
PLIO-PE PG 16	0636 0107 xxx	10 - 14	27	33	9	50	0636 0005 xxx
PLIO-PE PG 21	0636 0109 xxx	13 - 18	33	38	11	25	0636 0006 xxx
PLIO-PE PG 29	0636 0111 xxx	18 - 25	42	41	11	20	0636 0007 xxx
PLIO-PE PG 36	0636 0112 xxx	22 - 32	53	51	13	10	0636 0008 xxx
PLIO-PE PG 42	0636 0113 xxx	30 - 38	60	53	13	5	0636 0009 xxx
PLIO-PE PG 48	0636 0114 xxx	34 - 44	65	55	14	5	0636 0010 xxx

• Cable glands metric

type	article number	cable Ø mm	mm	H mm	L mm	press	Lock nut (to be ordered separately)
PLIO-PE M12	0636 0120 xxx	3 - 6,5	15	24	15	100	0636 0020 xxx
PLIO-PE M16	0636 0121 xxx	5 - 10	22	29	15	50	0636 0021 xxx
PLIO-PE M20	0636 0122 xxx	6 - 12	24	29	15	50	0636 0022 xxx
PLIO-PE M25	0636 0125 xxx	13 - 18	33	38	15	25	0636 0023 xxx
PLIO-PE M32	0636 0127 xxx	18 - 25	42	41	18	20	0636 0024 xxx
PLIO-PE M40	0636 0128 xxx	22 - 32	53	51	18	10	0636 0025 xxx
PLIO-PE M50	0636 0129 xxx	30 - 38	60	53	18	5	0636 0026 xxx
PLIO-PE M63	0636 0130 xxx	34 - 44	70	55	18	5	0636 0027 xxx

A8/4-01



A8/4-01



A8/3-01



A8/2-03



A8/2-03



Conical cable glands in Polyamide 6 glass fibre reinforced



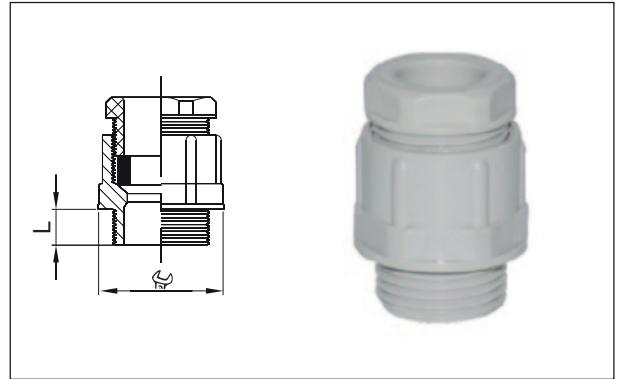
PLIO-PEC






PLIO-PEC

Material: PA 6 glass fibre reinforced
O-ring: TPV
Colour: light grey
Protection rating: IP 54
Temperature range: -20 to +100°C permanent
Specifications: DIN 40430

Applications: the sealing is obtained by deformation of the joint on the conical body.



type	artide number	cable Ø mm	 mm	L mm	 pcess	Lock nut (to be ordered separately)
PLIO-PEC PG 7	0636 0140 025	3,5 - 6	15	8	100	0636 0001 025
PLIO-PEC PG 9	0636 0141 025	4,5 - 7	19	8	100	0636 0002 025
PLIO-PEC PG 11	0636 0142 025	6 - 9	22	8	100	0636 0003 025
PLIO-PEC PG 13,5	0636 0143 025	8 - 13	24	9	100	0636 0004 025
PLIO-PEC PG 16	0636 0144 025	11 - 14	27	10	100	0636 0005 025
PLIO-PEC PG 21	0636 0145 025	14 - 18	33	11	50	0636 0006 025
PLIO-PEC PG 29	0636 0146 025	18 - 25	42	11	25	0636 0007 025
PLIO-PEC PG 36	0636 0147 025	25 - 32	53	13	10	0636 0008 025

 A8/4-01



A8/4-01



A8/3-01



A8/2-03



A8/2-03



Lock nut in Polyamide 6 with glass fibre




PLIO-CE
PLIO-CEC



PLIO-CE / PLIO-CEC

Material: PA 6 with glass fibre
Colours: grey - black - light grey
Temperature range: -20 to +100°C permanent

Applications: for the fixing of cable glands.
 PLIO-CE equipped with a lip protecting internal surround while tightening.



Standard colours:

013 010 025
 grey black light grey

Example for order:

code group	detail article	code colour
063600	xx	xxx

• Lock nut PG

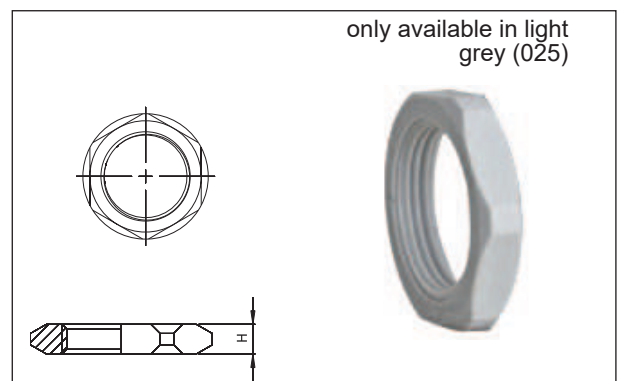
type	article number	H mm	mm	pcss
PLIO-CE PG 7	0636 0001 xxx	5	19	50
PLIO-CE PG 9	0636 0002 xxx	5	22	50
PLIO-CE PG 11	0636 0003 xxx	5	24	50
PLIO-CE PG 13,5	0636 0004 xxx	6	27	50
PLIO-CE PG 16	0636 0005 xxx	6	30	50
PLIO-CE PG 21	0636 0006 xxx	7	36	50
PLIO-CE PG 29	0636 0007 xxx	7	46	25
PLIO-CE PG 36	0636 0008 xxx	8	60	10
PLIO-CE PG 42	0636 0009 xxx	8	65	10
PLIO-CE PG 48	0636 0010 xxx	8	70	5

• Lock nut metric

type	article number	H mm	mm	pcss
PLIO-CE M12	0636 0020 xxx	5	18	50
PLIO-CE M16	0636 0021 xxx	5	22	50
PLIO-CE M20	0636 0022 xxx	6	26	50
PLIO-CE M25	0636 0023 xxx	6	32	50
PLIO-CE M32	0636 0024 xxx	7	41	25
PLIO-CE M40	0636 0025 xxx	7	50	10
PLIO-CE M50	0636 0026 xxx	8	60	10
PLIO-CE M63	0636 0027 xxx	8	75	5

• Conical lock nut PG

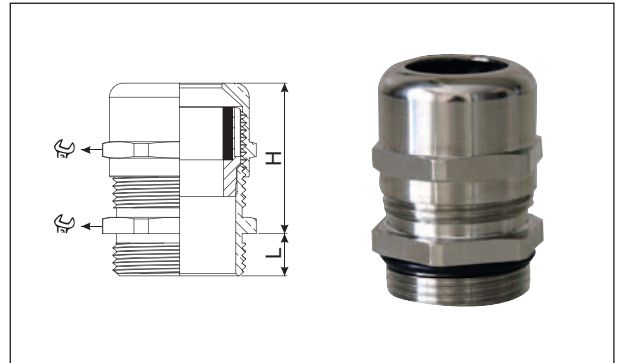
type	article number	H mm	mm	pcss
PLIO-CEC PG 7	0636 0030 025	5	19	50
PLIO-CEC PG 9	0636 0031 025	5	22	50
PLIO-CEC PG 11	0636 0032 025	5	24	50
PLIO-CEC PG 13,5	0636 0033 025	6	27	50
PLIO-CEC PG 16	0636 0034 025	6	30	50
PLIO-CEC PG 21	0636 0035 025	7	36	50
PLIO-CEC PG 29	0636 0036 025	7	46	25
PLIO-CEC PG 36	0636 0037 025	8	60	10





PE-MT

Material body: nickel plated brass
internal seal: TPV
O-ring: NBR
lamellar insert: PA 6
Protection rating: IP 68
Temperature range: -20 to +100°C
Specifications: EN 62444 (metric)



Applications: Anti-vibration mechanical tightening. Blocking part with multiple facets that guarantee an equal compression against cable and an optimal resistance against tensile strength.



• Cable glands metric

type	art. no.	cable Ø mm	 mm	H mm	L mm	 pcs	Lock nut (to be ordered separately)
PE-MT M12	0636 0301 000	3 - 6,5	14	22	6	50	0636 0401 000
PE-MT M16	0636 0302 000	4 - 8	18	23	7	50	0636 0402 000
PE-MT M20	0636 0303 000	6 - 12	22	26,5	8	50	0636 0403 000
PE-MT M25	0636 0304 000	10 - 14	27	28	8	25	0636 0404 000
PE-MT M32	0636 0305 000	13 - 18	34	31,5	8	25	0636 0405 000
PE-MT M40	0636 0306 000	18 - 25	43	38	9	20	0636 0406 000
PE-MT M50	0636 0307 000	22 - 32	55	43	9	12	0636 0407 000
PE-MT M63	0636 0308 000	33 - 44	68	48	14	12	0636 0408 000

• Cable glands PG

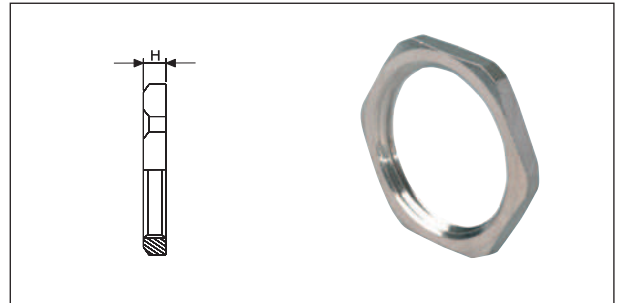
type	art. no.	cable Ø mm	 mm	H mm	L mm	 pcs	Lock nut (to be ordered separately)
PE-MT PG 7	0636 0321 000	3 - 6,5	14	22	6	50	0636 0421 000
PE-MT PG 9	0636 0322 000	4 - 8	17	23	6	50	0636 0422 000
PE-MT PG 11	0636 0323 000	5 - 10	20	24,5	6	50	0636 0423 000
PE-MT PG 13	0636 0324 000	6 - 12	22	26,5	6,5	50	0636 0424 000
PE-MT PG 16	0636 0325 000	10 - 14	24	28	6,5	25	0636 0425 000
PE-MT PG 21	0636 0326 000	13 - 18	30	31,5	7	25	0636 0426 000
PE-MT PG 29	0636 0327 000	18 - 25	40	38	8	20	0636 0427 000
PE-MT PG 36	0636 0328 000	22 - 32	50	43	10	15	0636 0428 000
PE-MT PG 42	0636 0329 000	30 - 38	57	47	12	12	0636 0429 000
PE-MT PG 48	0636 0330 000	33 - 44	64	48	14	12	0636 0430 000



A8/3-02





CE-MT

Material: nickel plated brass
Execution: 6 sides
Temperature range: -40 to +200°C



type	art. no.	 mm	H mm	 pces
CE-MT M12	0636 0401 000	15	2,8	100
CE-MT M16	0636 0402 000	19	3	100
CE-MT M20	0636 0403 000	24	3,5	100
CE-MT M25	0636 0404 000	30	4	100
CE-MT M32	0636 0405 000	36	5	50
CE-MT M40	0636 0406 000	46	5	50
CE-MT M50	0636 0407 000	60	5	10
CE-MT M63	0636 0408 000	70	6	10

• Lock nut Pg

type	art. no.	 mm	H mm	 pces
CE-MT PG 7	0636 0421 000	15	2,8	100
CE-MT PG 9	0636 0422 000	18	2,8	100
CE-MT PG 11	0636 0423 000	21	3	100
CE-MT PG 13	0636 0424 000	23	3	100
CE-MT PG 16	0636 0425 000	26	3	100
CE-MT PG 21	0636 0426 000	32	3,5	100
CE-MT PG 29	0636 0427 000	41	4	50
CE-MT PG 36	0636 0428 000	51	5	25
CE-MT PG 42	0636 0429 000	60	5	10
CE-MT PG 48	0636 0430 000	64	5,5	10

Locking plugs and protectors in Polyamid 6



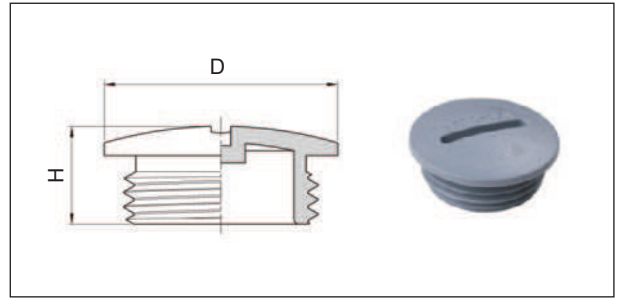
PLIO-BC
PLIO-PT




PLIO-BC




Material: PA 6
Colour: grey
Temperature range: -20 to +100°C permanent
Specifications: EN 60423 (metric)
 DIN 40430 (PG)
Applications : fast and simple closing of unused holes. Can be used in place of the gripping head of PLIO-PEC.



• Locking plugs with flange PG

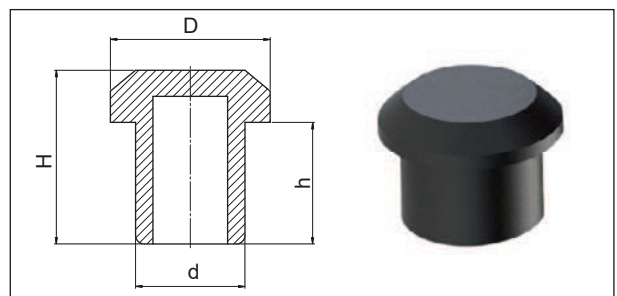
type	article number	H mm	D mm	 pces
PLIO-BC PG 7	0636 0201 013	8	15	100
PLIO-BC PG 9	0636 0202 013	8,2	19	100
PLIO-BC PG 11	0636 0203 013	8,5	22	100
PLIO-BC PG 13,5	0636 0204 013	8,5	25	100
PLIO-BC PG 16	0636 0205 013	8,5	27	100
PLIO-BC PG 21	0636 0206 013	12	33	50
PLIO-BC PG 29	0636 0207 013	11,3	44	20
PLIO-BC PG 36	0636 0208 013	14,3	55	10

• Locking plugs with flange metric


type	article number	H mm	D mm	 pces
PLIO-BC M12	0636 0230 013	8,5	15	100
PLIO-BC M16	0636 0231 013	10	20	100
PLIO-BC M20	0636 0232 013	10	24	100
PLIO-BC M25	0636 0233 013	14	30	100
PLIO-BC M32	0636 0234 013	14	37	100
PLIO-BC M40	0636 0235 013	15	48	50

PLIO-PT

Material: PA 6
Colour: black
Temperature range: -20 to +100°C permanent
Applications: Used for a short time protection of holes before cabling.



• Protector PG/metric

type	article number	d mm	h mm	D mm	H mm	 pces
PLIO-PT PG 11/M16	0636 0210 010	9,8	9,7	13,5	13,5	100
PLIO-PT PG 13,5/M20	0636 0211 010	11,9	12,5	16	16	100
PLIO-PT PG 16	0636 0212 010	13,8	9,8	18	13,8	100
PLIO-PT PG 21/M25	0636 0213 010	17,7	10,7	21,9	15	50
PLIO-PT PG 29/M32	0636 0214 010	24,7	13,8	29	18,8	20
PLIO-PT PG 36/M40	0636 0215 010	31,8	15,5	36,8	21,7	10



A20

HELAVIA[®] grommets and mouldings
in polychloroprene rubber



HELAVIA® grommets and mouldings in polychloroprene rubber



SES-STERLING markets a set of moulded parts made of polychloroprene rubber under the brand name HELAVIA®. These parts convince by their versatility and properties during assembly and operation.


page	type	material	operating temperatures	colour	specifications	halogene free	
Universel grommet HELAVIA®							
A20/1-00	DU	EPDM	-40 to +100°C	black	for sheet metal from 1 to 4 mm	yes	
Grommet HELAVIA®							
A20/1-01	DA	CR	-30 to +90°C	black	standard use	no	
A20/2-01	DC				equal or unequal sides		
	DE				elongated		
	DH						
Membrane grommet HELAVIA®							
A20/5-01	DG	CR	-30 to +90°C	black grey	normal or thick membrane	no	
A20/5-02 A20/5-03	DGC			cross-cut membrane			
	DG			perforated membrane			
A20/5-03	15-xxx			sleeved grommets			
Sealing grommet HELAVIA®							
A20/7-01	DV	CR	-30 to +90°C	black	wire clamps	no	
A20/7-02	DX	EPDM	-40 to +100°C		IP 67	yes	
A20/7-03	DX-M - DX-PG			black light grey	IP 67		
Special grommet HELAVIA®							
A20/8-01	Special	Depending on the chosen product	Depending on the chosen product	black	-	no	
A20/20-01	Bushes and strain relief						
A20/30-01	Moulded caps						
A20/40-01	Feets						
A20/50-01	Flanged and bushed grommets						
A20/60-01	Moulded parts to customers drawing						
A20/90-01	List of the grommets						

Universal grommets DU in EPDM rubber

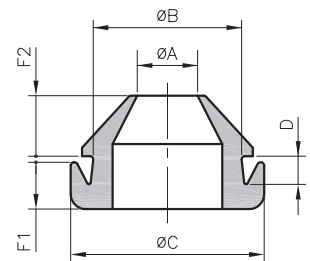


DU


Material:	EPDM
Colour:	black
Operating temperatures:	-40 to +100°C
Ultimate elongation:	> 400 %
Dielectric strength:	> 13 kV/mm
Resistance to ozone:	very good
Specification:	halogene free



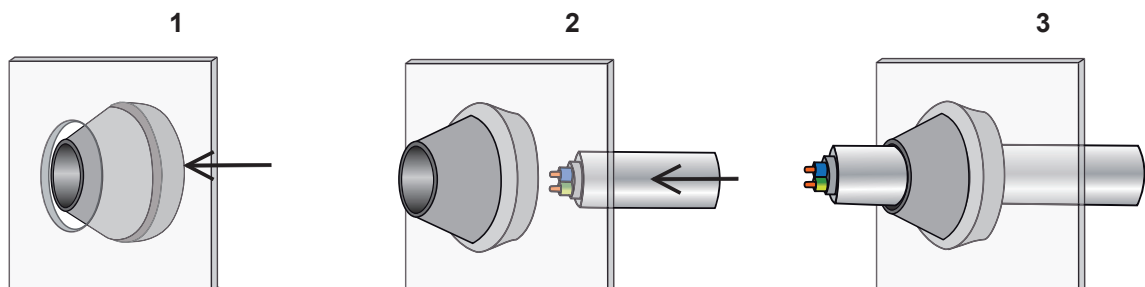
type	artide number	dimensions (mm)						pcs
		Ø A	Ø B	Ø C	D	F1	F2	
DU-M20	0252 0653 010	8-13	20	25,5	1...4	6,2	8	100
DU-M25	0252 0654 010	10-17	25	31	1...4	6,2	10,5	100



Specification: only one grommet adapting to a wall thickness of 1 to 4 mm.



Mounting principle



Standard grommets DA in black polychloroprene rubber (Neoprene)



HELAVIA®

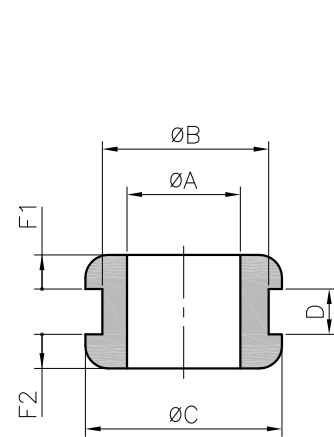


DA

Material: CR
Colour: black
Operating temperatures: -30 to +90°C
Tensile strength at break: > 7 MPa
Ultimate elongation: > 400 %
Dielectric strength: > 13 kV/mm



type	article number	dimensions (mm)						pcs
		Ø A	Ø B	Ø C	D	F1	F2	
DA 20/65/10	0252 0001 010	2	6,5	11	1	2	2	100
DA 20/65/15	0252 0002 010	2	6,5	11	1,5	2	2	100
DA 20/65/20	0252 0003 010	2	6,5	11	2	2	2	100
DA 20/80/10	0252 0004 010	2	8	11	1	2	2	100
DA 20/80/15	0252 0005 010	2	8	11	1,5	2	2	100
DA 20/80/20	0252 0006 010	2	8	11	2	2	2	100
DA 30/50/10	0252 0101 010	3	5	10	1	1,5	3	100
DA 30/70/10	0252 0135 010	3	7	10	1	1,5	3	100
DA 30/70/15	0252 0136 010	3	7	10	1,5	1,5	3	100
DA 30/70/20	0252 0137 010	3	7	10	2	1,5	3	100
DA 30/70/30	0252 0138 010	3	7	10	3	1,5	3	100
DA 30/70/35	0252 0102 010	3	7	10	3,5	1,5	3	100
DA 40/65/10	0252 0010 010	4	6,5	11	1	2	2	100
DA 40/80/10	0252 0007 010	4	8	11	1	2	2	100
DA 40/80/15	0252 0008 010	4	8	11	1,5	2	2	100
DA 40/80/20	0252 0009 010	4	8	11	2	2	2	100
DA 45/95/10	0252 0085 010	4,5	9,5	13	1	4,5	4,5	100
DA 45/95/15	0252 0086 010	4,5	9,5	13	1,5	4,5	4,5	100
DA 45/95/20	0252 0087 010	4,5	9,5	13	2	4,5	4,5	100
DA 48/80/10	0252 0139 010	4,8	8	12	1	1,5	1,5	100
DA 48/80/15	0252 0140 010	4,8	8	12	1,5	1,5	1,5	100
DA 48/80/20	0252 0141 010	4,8	8	12	2	1,5	1,5	100
DA 48/80/30	0252 0142 010	4,8	8	12	3	1,5	1,5	100
DA 48/85/10	0252 0348 010	4,8	8,5	12	1	1,5	1,5	100
DA 48/85/15	0252 0349 010	4,8	8,5	12	1,5	1,5	1,5	100
DA 48/85/20	0252 0350 010	4,8	8,5	12	2	1,5	1,5	100
DA 48/85/30	0252 0011 010	4,8	8,5	12	3	1,5	1,5	100
DA 50/70/10	0252 0130 010	5	7	11	1	2,8	2,8	100
DA 50/70/15	0252 0131 010	5	7	11	1,5	2,8	2,8	100
DA 50/70/20	0252 0132 010	5	7	11	2	2,8	2,8	100
DA 50/70/30	0252 0152 010	5	7	11	3	2,8	2,8	100
DA 50/90/10	0252 0171 010	5	9	15	1	3	8	100
DA 50/90/15	0252 0172 010	5	9	15	1,5	3	8	100
DA 50/90/20	0252 0173 010	5	9	15	2	3	8	100
DA 50/90/30	0252 0174 010	5	9	15	3	3	8	100



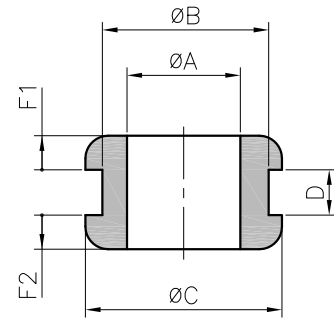
Standard grommets DA in black polychloroprene rubber (Neoprene)



HELAVIA®



type	article number	dimensions (mm)						pieces
		Ø A	Ø B	Ø C	D	F1	F2	
DA 55/80/10	0252 0013 010	5,5	8	11	1	2	2	100
DA 55/80/15	0252 0014 010	5,5	8	11	1,5	2	2	100
DA 55/80/20	0252 0015 010	5,5	8	11	2	2	2	100
DA 58/100/15	0252 0016 010	5,8	10	16	1,5	3,8	3,8	100
DA 60/90/10	0252 0133 010	6	9	14	1	3	3	100
DA 60/90/15	0252 0017 010	6	9	14	1,5	3	3	100
DA 60/90/20	0252 0134 010	6	9	14	2	3	3	100
DA 60/90/30	0252 0153 010	6	9	14	3	3	3	100
DA 60/90/40	0252 0178 010	6	9	14	4	3	3	100
DA 60/100/10	0252 0018 010	6	10	14	1	3	3	100
DA 60/100/15	0252 0019 010	6	10	14	1,5	3	3	100
DA 60/100/20	0252 0020 010	6	10	14	2	3	3	100
DA 60/100/30	0252 0021 010	6	10	14	3	3	3	100
DA 60/100/40	0252 0373 010	6	10	14	4	3	3	100
DA 60/110/10	0252 0022 010	6	11	16	1	1,8	1,8	100
DA 60/110/15	0252 0023 010	6	11	16	1,5	1,8	1,8	100
DA 60/110/20	0252 0024 010	6	11	16	2	1,8	1,8	100
DA 60/110/30	0252 0143 010	6	11	16	3	1,8	1,8	100
DA 60/110/50	0252 0154 010	6	11	14	5	3	3	100
DA 60/120/10	0252 0144 010	6	12	16	1	1,8	1,8	100
DA 60/120/15	0252 0145 010	6	12	16	1,5	1,8	1,8	100
DA 60/120/20	0252 0146 010	6	12	16	2	1,8	1,8	100
DA 60/120/30	0252 0025 010	6	12	16	3	1,8	1,8	100
DA 70/120/10	0252 0147 010	7	12	16	1	3,3	3,3	100
DA 70/120/15	0252 0148 010	7	12	16	1,5	3,3	3,3	100
DA 70/120/20	0252 0088 010	7	12	16	2	3,3	3,3	100
DA 70/120/30	0252 0149 010	7	12	16	3	3,3	3,3	100
DA 75/110/10	0252 0351 010	7,5	11	20	1	3,5	3,5	100
DA 75/110/15	0252 0352 010	7,5	11	20	1,5	3,5	3,5	100
DA 75/110/20	0252 0353 010	7,5	11	20	2	3,5	3,5	100
DA 75/110/30	0252 0354 010	7,5	11	20	3	3,5	3,5	100
DA 75/110/40	0252 0355 010	7,5	11	20	4	3,5	3,5	100
DA 75/110/50	0252 0110 010	7,5	11	20	5	3,5	3,5	100
DA 75/120/10	0252 0089 010	7,5	12	20	1	3,5	3,5	100
DA 75/120/15	0252 0090 010	7,5	12	20	1,5	3,5	3,5	100
DA 75/120/20	0252 0091 010	7,5	12	20	2	3,5	3,5	100
DA 75/120/30	0252 0092 010	7,5	12	20	3	3,5	3,5	100
DA 75/120/60	0252 0026 010	7,5	12	20	6	3,5	3,5	100
DA 80/100/10	0252 0027 010	8	10	15	1	3,5	3,5	100
DA 80/100/15	0252 0028 010	8	10	15	1,5	3,5	3,5	100
DA 80/100/20	0252 0029 010	8	10	15	2	3,5	3,5	100
DA 80/100/30	0252 0030 010	8	10	15	3	3,5	3,5	100
DA 80/100/40	0252 0031 010	8	10	15	4	3,5	3,5	100
DA 80/110/10	0252 0155 010	8	11	15	1	3,5	3,5	100
DA 80/110/15	0252 0032 010	8	11	15	1,5	3,5	3,5	100
DA 80/110/20	0252 0033 010	8	11	15	2	3,5	3,5	100
DA 80/110/30	0252 0156 010	8	11	15	3	3,5	3,5	100
DA 80/110/40	0252 0157 010	8	11	15	4	3,5	3,5	100



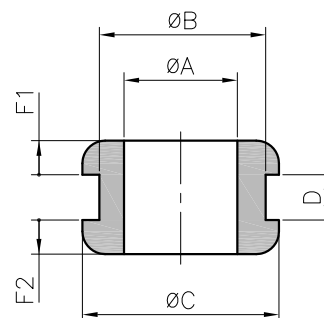
Standard grommets DA in black polychloroprene rubber (Neoprene)



HELAVIA®



type	article number	dimensions (mm)						pieces
		Ø A	Ø B	Ø C	D	F1	F2	
DA 80/160/10	0252 0364 010	8	16	20	1	3	3	100
DA 80/160/15	0252 0365 010	8	16	20	1,5	3	3	100
DA 80/160/20	0252 0366 010	8	16	20	2	3	3	100
DA 80/160/30	0252 0367 010	8	16	20	3	3	3	100
DA 80/160/40	0252 0368 010	8	16	20	4	3	3	100
DA 80/160/60	0252 0175 010	8	16	20	6	3	3	100
DA 90/110/10	0252 0036 010	9	11	16	1	2,8	2,8	100
DA 90/110/15	0252 0037 010	9	11	16	1,5	2,8	2,8	100
DA 90/110/20	0252 0038 010	9	11	16	2	2,8	2,8	100
DA 90/110/30	0252 0039 010	9	11	16	3	2,8	2,8	100
DA 90/110/40	0252 0040 010	9	11	16	4	2,8	2,8	100
DA 90/160/10	0252 0158 010	9	16	22	1	4	4	100
DA 90/160/15	0252 0041 010	9	16	22	1,5	4	4	100
DA 90/160/20	0252 0159 010	9	16	22	2	4	4	100
DA 90/160/30	0252 0160 010	9	16	22	3	4	4	100
DA 90/160/40	0252 0161 010	9	16	22	4	4	4	100
DA 90/200/20	0252 0042 010	9	20	27	2	3,3	3,3	100
DA 90/200/30	0252 0043 010	9	20	27	3	3,3	3,3	100
DA 90/200/40	0252 0044 010	9	20	27	4	3,3	3,3	100
DA 95/130/10	0252 0045 010	9,5	13	17,5	1	3	3	100
DA 95/130/15	0252 0046 010	9,5	13	17,5	1,5	3	3	100
DA 95/130/20	0252 0047 010	9,5	13	17,5	2	3	3	100
DA 95/130/30	0252 0048 010	9,5	13	17,5	3	3	3	100
DA 95/130/40	0252 0049 010	9,5	13	17,5	4	3	3	100
DA 95/130/50	0252 0050 010	9,5	13	17,5	5	3	3	100
DA 95/130/80	0252 0051 010	9,5	13	17,5	8	3	3	100
DA 95/140/10	0252 0356 010	9,5	14	17,5	1	3	3	100
DA 95/140/15	0252 0357 010	9,5	14	17,5	1,5	3	3	100
DA 95/140/20	0252 0179 010	9,5	14	17,5	2	3	3	100
DA 95/140/30	0252 0359 010	9,5	14	17,5	3	3	3	100
DA 95/140/40	0252 0358 010	9,5	14	17,5	4	3	3	100
DA 100/140/10	0252 0180 010	10	14	20	1	2	2	100
DA 100/140/15	0252 0181 010	10	14	20	1,5	2	2	100
DA 100/140/20	0252 0182 010	10	14	20	2	2	2	100
DA 100/140/25	0252 0183 010	10	14	20	2,5	2	2	100
DA 100/140/30	0252 0184 010	10	14	20	3	2	2	100
DA 100/160/10	0252 0360 010	10	16	20	1	2	2	100
DA 100/160/15	0252 0083 010	10	16	20	1,5	2	2	100
DA 100/160/20	0252 0361 010	10	16	20	2	2	2	100
DA 100/160/25	0252 0362 010	10	16	20	2,5	2	2	100
DA 100/160/30	0252 0363 010	10	16	20	3	2	2	100
DA 110/140/10	0252 0093 010	11	14	19	1	3	3	100
DA 110/140/15	0252 0052 010	11	14	19	1,5	3	3	100
DA 110/140/20	0252 0094 010	11	14	19	2	3	3	100
DA 110/140/30	0252 0095 010	11	14	19	3	3	3	100
DA 110/150/10	0252 0053 010	11	15	19	1	3	3	100
DA 110/150/15	0252 0054 010	11	15	19	1,5	3	3	100
DA 110/150/20	0252 0055 010	11	15	19	2	3	3	100
DA 110/150/25	0252 0056 010	11	15	19	2,5	3	3	100
DA 110/150/30	0252 0057 010	11	15	19	3	3	3	100



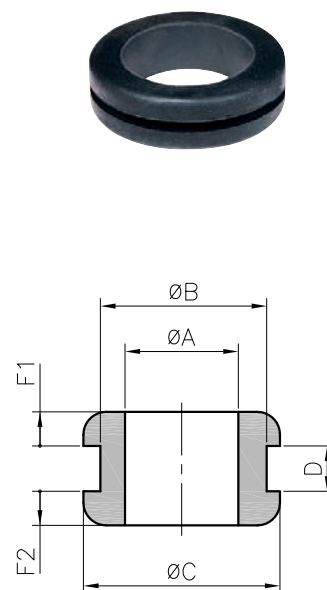
Standard grommets DA in black polychloroprene rubber (Neoprene)



HELAVIA®



type	article number	Ø A	Ø B	dimensions (mm)				pieces
				Ø C	D	F1	F2	
DA 120/180/10	0252 0162 010	12	18	25	1	2,5	2,5	100
DA 120/180/15	0252 0163 010	12	18	25	1,5	2,5	2,5	100
DA 120/180/20	0252 0164 010	12	18	25	2	2,5	2,5	100
DA 120/180/30	0252 0165 010	12	18	25	3	2,5	2,5	100
DA 120/180/40	0252 0166 010	12	18	25	4	2,5	2,5	100
DA 120/200/10	0252 0167 010	12	20	25	1	2,5	2,5	100
DA 120/200/15	0252 0168 010	12	20	25	1,5	2,5	2,5	100
DA 120/200/20	0252 0169 010	12	20	25	2	2,5	2,5	100
DA 120/200/30	0252 0170 010	12	20	25	3	2,5	2,5	100
DA 120/200/40	0252 0058 010	12	20	25	4	2,5	2,5	100
DA 120/255/80	0252 0176 010	12	25,5	40	8	4	4	100
DA 120/280/80	0252 0177 010	12	28	40	8	4	4	100
DA 130/170/10	0252 0151 010	13	17	23	1	4	4	100
DA 130/170/15	0252 0059 010	13	17	23	1,5	4	4	100
DA 130/170/20	0252 0060 010	13	17	23	2	4	4	100
DA 130/170/30	0252 0061 010	13	17	23	3	4	4	100
DA 130/170/40	0252 0062 010	13	17	23	4	4	4	100
DA 130/170/50	0252 0069 010	13	17	23	5	4	4	100
DA 130/170/60	0252 0063 010	13	17	23	6	4	4	100
DA 140/200/10	0252 0064 010	14	20	28	1	4	4	100
DA 140/200/15	0252 0065 010	14	20	28	1,5	4	4	100
DA 140/200/20	0252 0066 010	14	20	28	2	4	4	100
DA 140/200/30	0252 0067 010	14	20	28	3	4	4	100
DA 140/200/40	0252 0068 010	14	20	28	4	4	4	100
DA 150/220/10	0252 0096 010	15	22	26	1	4,5	4,5	100
DA 150/220/15	0252 0097 010	15	22	26	1,5	4,5	4,5	100
DA 150/220/20	0252 0098 010	15	22	26	2	4,5	4,5	100
DA 150/220/30	0252 0099 010	15	22	26	3	4,5	4,5	100
DA 150/220/80	0252 0070 010	15	22	26	8	4,5	4,5	100
DA 160/220/10	0252 0071 010	16	22	29,5	1	4	4	100
DA 160/220/15	0252 0072 010	16	22	29,5	1,5	4	4	100
DA 160/220/20	0252 0073 010	16	22	29,5	2	4	4	100
DA 160/220/30	0252 0074 010	16	22	29,5	3	4	4	100
DA 185/250/10	0252 0343 010	18,5	25	32,5	1	4,5	4,5	100
DA 185/250/15	0252 0075 010	18,5	25	32,5	1,5	4,5	4,5	100
DA 185/250/20	0252 0344 010	18,5	25	32,5	2	4,5	4,5	100
DA 185/250/25	0252 0345 010	18,5	25	32,5	2,5	4,5	4,5	100
DA 185/250/30	0252 0346 010	18,5	25	32,5	3	4,5	4,5	100
DA 185/250/40	0252 0347 010	18,5	25	32,5	4	4,5	4,5	100
DA 200/280/10	0252 0150 010	20	28	36	1	5	5	50
DA 200/280/15	0252 0076 010	20	28	36	1,5	5	5	50
DA 200/280/20	0252 0077 010	20	28	36	2	5	5	50
DA 200/280/30	0252 0078 010	20	28	36	3	5	5	50
DA 200/280/40	0252 0079 010	20	28	36	4	5	5	50
DA 200/280/60	0252 0080 010	20	28	36	6	5	5	50
DA 230/300/20	0252 0186 010	23	30	38	2	3,5	3,5	50
DA 230/300/30	0252 0187 010	23	30	38	3	3,5	3,5	50
DA 230/300/40	0252 0188 010	23	30	38	4	3,5	3,5	50
DA 230/300/60	0252 0189 010	23	30	38	6	3,5	3,5	50



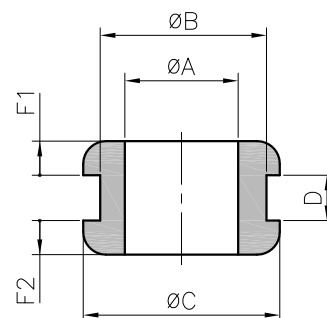
Standard grommets DA in black polychloroprene rubber (Neoprene)



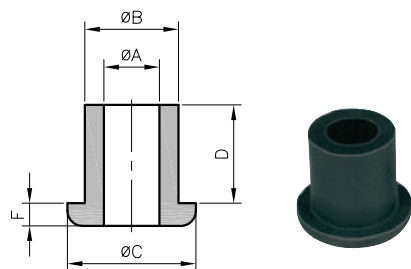
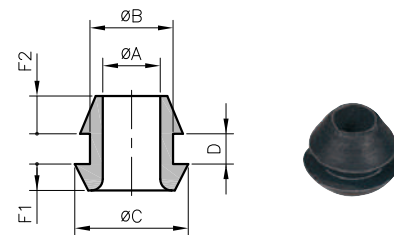
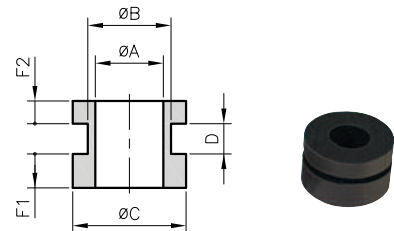
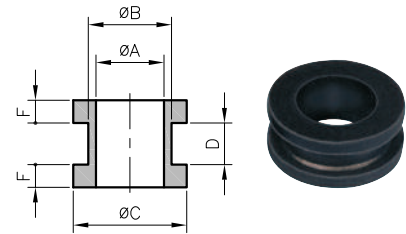
HELAVIA®



type	article number	dimensions (mm)						pcs
		Ø A	Ø B	Ø C	D	F1	F2	
DA 250/470/10	0252 0369 010	25	47	56,5	1	4,5	4,5	50
DA 250/470/15	0252 0081 010	25	47	56,5	1,5	4,5	4,5	50
DA 250/470/20	0252 0370 010	25	47	56,5	2	4,5	4,5	50
DA 250/470/30	0252 0371 010	25	47	56,5	3	4,5	4,5	50
DA 250/470/40	0252 0372 010	25	47	56,5	4	4,5	4,5	50
DA 300/350/10	0252 0330 010	30	35	40	1	4	4	50
DA 300/350/15	0252 0331 010	30	35	40	1,5	4	4	50
DA 300/350/20	0252 0332 010	30	35	40	2	4	4	50
DA 300/350/30	0252 0333 010	30	35	40	3	4	4	50
DA 300/350/40	0252 0334 010	30	35	40	4	4	4	50
DA 380/440/10	0252 0374 010	38	44	54	1	5	5	25
DA 380/440/15	0252 0375 010	38	44	54	1,5	5	5	25
DA 380/440/20	0252 0376 010	38	44	54	2	5	5	25
DA 380/440/30	0252 0377 010	38	44	54	3	5	5	25
DA 380/440/40	0252 0378 010	38	44	54	4	5	5	25
DA 480/600/20	0252 0335 010	48	60	68	2	3,8	3,8	25
DA 480/600/25	0252 0082 010	48	60	68	2,5	3,8	3,8	25
DA 480/600/30	0252 0336 010	48	60	68	3	3,8	3,8	25
DA 480/600/40	0252 0337 010	48	60	68	4	3,8	3,8	25
DA 480/600/60	0252 0338 010	48	60	68	6	3,8	3,8	25



type	article number	dimensions (mm)						
• HELAVIA standard grommets DC with equal sides								
		Ø A	Ø B	Ø C	D	F	pcs	
DC 51/70/10	0252 0213 010	5,1	7	11	1	3	100	
DC 51/70/15	0252 0215 010	5,1	7	11	1,5	3	100	
DC 51/70/20	0252 0216 010	5,1	7	11	2	3	100	
DC 51/70/30	0252 0217 010	5,1	7	11	3	3	100	
DC 70/250/60	0252 0220 010	7	25	29	6	2	100	
DC 80/120/10	0252 0225 010	8	12	22	1	2,5	100	
DC 80/120/15	0252 0226 010	8	12	22	1,5	2,5	100	
DC 80/120/20	0252 0227 010	8	12	22	2	2,5	100	
DC 80/120/30	0252 0228 010	8	12	22	3	2,5	100	
DC 80/120/40	0252 0229 010	8	12	22	4	2,5	100	
DC 80/120/50	0252 0230 010	8	12	22	5	2,5	100	
DC 90/110/10	0252 0201 010	9	11	16	1	3,3	100	
DC 90/110/15	0252 0202 010	9	11	16	1,5	3,3	100	
DC 90/110/20	0252 0203 010	9	11	16	2	3,3	100	
DC 90/110/30	0252 0204 010	9	11	16	3	3,3	100	
DC 90/110/40	0252 0212 010	9	11	16	4	3,3	100	
DC 100/140/10	0252 0235 010	10	14	24	1	2,5	100	
DC 100/140/15	0252 0236 010	10	14	24	1,5	2,5	100	
DC 100/140/20	0252 0237 010	10	14	24	2	2,5	100	
DC 100/140/30	0252 0238 010	10	14	24	3	2,5	100	
DC 100/140/40	0252 0239 010	10	14	24	4	2,5	100	
DC 100/140/50	0252 0240 010	10	14	24	5	2,5	100	
DC 190/250/65	0252 0206 010	19	25	32	6,5	3	50	
DC 190/250/135	0252 0207 010	19	25	32	13,5	3	50	
DC 350/400/50	0252 0221 010	35	40	50	5	2,75	50	
DC 940/1010/30	0252 0211 010	94	101	109	3	5,5	25	
• Grommets with unequal sides series DC								
		Ø A	Ø B	Ø C	D	F1	F2	pcs
DC 50/70/10	0252 0214 010	5	7	11	1	2	3,5	100
• Conical grommets series DE								
		Ø A	Ø B	Ø C	D	F1	F2	pcs
DE 65/100/10	0252 0299 010	6,5	10	16/14	1	3	5	100
DE 65/100/15	0252 0308 010	6,5	10	16/14	1,5	3	5	100
DE 65/100/20	0252 0304 010	6,5	10	16/14	2	3	5	100
DE 65/100/30	0252 0300 010	6,5	10	16/14	3	3	5	100
• Elongated grommets series DH								
		Ø A	Ø B	Ø C	D	F		pcs
DH 60/90/80	0252 0340 010	6	9	14	8	3		100
DH 80/115/50	0252 0321 010	8	11,5	16	5	4		100
DH 80/115/80	0252 0322 010	8	11,5	16	8	4		100
DH 80/115/160	0252 0323 010	8	11,5	16	16	4		100
DH 120/200/200	0252 0326 010	12	20	27,5	20	5		50
DH 130/200/150	0252 0328 010	13	20	28	15	5		100
DH 140/200/200	0252 0327 010	14	20	28	20	5		50
DH 240/300/350	0252 0324 010	24	30	38	35	5		25
DH 250/310/330	0252 0320 010	25	31	37	33	5		25
DH 300/390/400	0252 0329 010	30	39	55	40	10		25
DH 350/450/500	0252 0341 010	35	45	57	50	10		25



Membrane grommets DG in black polychloroprene rubber

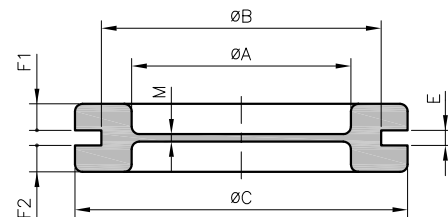


HELAVIA®



DG HELAVIA

Material: polychloroprene rubber
Colours: black - grey (near RAL 7037)
Operating temperatures: -30 to +90°C
Tensile strength at break: 7 MPa
Ultimate elongation: > 400 %
Dielectric strength: > 13 kV/mm
Applications: designed to close off unused entries in panels, enclosures and housings of all types. Wires and conduits can pass through the membrane if required.



• Standard membrane (1 and 1,5 mm)

type	article number		dimensions (mm)							pcs
	black 010	grey 013	Ø A	Ø B	Ø C	E	F1	F2	M	
DG 9/E1	0258 0361 010	0258 0361 013	9	15,5	20	1	3,5	2,5	1	100
DG 9	0258 0351 010	0258 0351 013	9	15,5	20	2	2,5	2,5	1	100
DG 11	0258 0352 010	0258 0352 013	11	18,5	23	2	2,5	2,5	1	100
DG 13,5	0258 0353 010	0258 0353 013	13,5	20,5	25	2	2,5	2,5	1	100
DG 16	0258 0354 010	0258 0354 013	16	22,5	27,5	2	2,5	2,5	1	100
DG 21	0258 0355 010	0258 0355 013	21	28	35	2	3	3	1	100
DG 29	0258 0356 010	0258 0356 013	29	37	44	2	3,5	3,5	1	50
DG 36	0258 0357 010	0258 0357 013	36	47	54	2,5	3,8	3,8	1	50
DG 48	0258 0358 010	0258 0358 013	48	60	68	2,5	3,8	3,8	1	50
DG 53	0258 0359 010	0258 0359 013	53	64	75	2,5	3,8	3,8	1,5	50
DG 69	0258 0360 010	0258 0360 013	69	79	90	2,5	3,8	3,8	1,5	50
DG M16	0258 0011 010	0258 0011 013	9	16	20	2	2,5	2,5	1	100
DG M20	0258 0012 010	0258 0012 013	13,5	20	25	2	2,5	2,5	1	100
DG M25	0258 0013 010	0258 0013 013	18,5	25	30,5	2	2,5	2,5	1	100
DG M32	0258 0014 010	0258 0014 013	25	32	39	2	3	3	1	100
DG M40	0258 0015 010	0258 0015 013	31	40	47	2,5	3,8	3,8	1	50
DG M50	0258 0016 010	0258 0016 013	39	50	57	2,5	3,8	3,8	1	50
DG M63	0258 0017 010	0258 0017 013	53	63	75	2,5	3,8	3,8	1	50
DG M68	0258 0019 010	0258 0019 013	53	68	75	2,5	3,8	3,8	1,5	50
DG M75	0258 0018 010	0258 0018 013	65	75	87	2,5	3,8	3,8	1	50

• Thick membrane

type	article number		dimensions (mm)							pcs
	black 010		Ø A	Ø B	Ø C	E	F1	F2	M	
DG 16/E3	0258 0449 010		16	22,5	27,5	3	2,5	2,5	2	100
DG 16/E4	0258 0440 010		16	22,5	27,5	4	2,5	2,5	3	100
DG 21/E4	0258 0441 010		21	28	35	4	3	3	3	100
DG 29/E6	0258 0445 010		29	37	44	6	3,5	3,5	5	100
DG 36/E3	0258 0362 010		36	47	54	3	3,8	5	3	100

Membrane grommets DG in black polychloroprene rubber

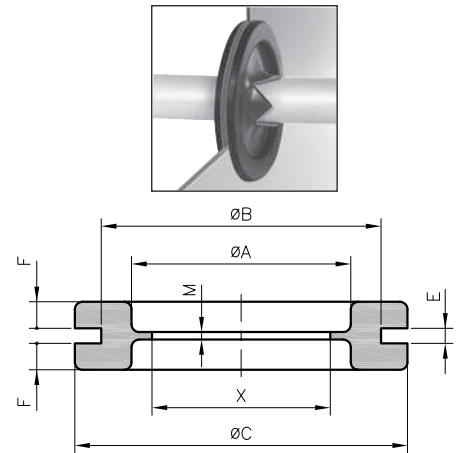


HELAVIA®



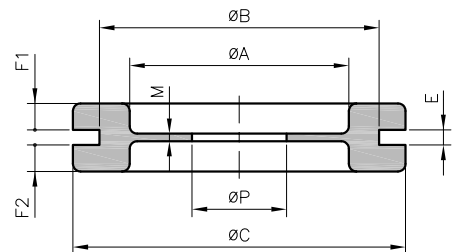
• Cross-cut membrane

type	article number	dimensions (mm)							pcs
		Ø A	Ø B	Ø C	E	F	M	X	
DGC 11	0258 0401 010	11	18,5	23	2	2,5	1	10	100
DGC 13,5	0258 0402 010	13,5	20,5	25	2	2,5	1	10	100
DGC 16	0258 0403 010	16	22,5	27,5	2	2,5	1	14	100
DGC 21	0258 0404 010	21	28	35	2	3	1	17	100
DGC 29	0258 0405 010	29	37	44	2	3,5	1	25	50
DGC 36	0258 0406 010	36	47	54	2,5	3,8	1	32	50
DGC 48	0258 0407 010	48	60	68	2,5	3,8	1	42	50
DGC 53	0258 0408 010	53	64	75	2,5	3,8	1,5	48	50



• Perforated membrane

type	article number	dimensions (mm)									pcs
		Ø A	Ø B	Ø C	E	F1	F2	M	Ø P		
DG 9/4,5	0258 0415 010	9	15,5	20	2	2,5	2,5	1	4,5	100	
DG 11/3,5	0258 0419 010	11	18,5	23	2	2,5	2,5	1	3,5	100	
DG 11/4,5	0258 0416 010	11	18,5	23	2	2,5	2,5	1	4,5	100	
DG 13,5/4,5	0258 0417 010	13,5	20,5	25	2	2,5	2,5	1	4,5	100	
DG 13,5/8	0258 0418 010	13,5	20,5	25	2	2,5	2,5	1	8	100	
DG 16/5	0258 0431 010	16	22,5	27,5	2	2,5	2,5	1	5	100	
DG 16/10	0258 0420 010	16	22,5	27,5	2	2,5	2,5	1	10	100	
DG 16/15	0258 0427 010	16	22,5	27,5	2	2,5	2,5	1	15	100	
DG 16/15E3	0258 0423 010	16	22,5	27,5	3	2,5	2,5	2	15	100	
DG 21/3	0258 0438 010	21	28	35	2	3	3	1	3	100	
DG 21/5	0258 0439 010	21	28	35	2	3	3	1	5	100	
DG 21/6	0258 0436 010	21	28	35	2	3	3	1	6	100	
DG 21/10	0258 0432 010	21	28	35	2	3	3	1	10	100	
DG 21/18	0258 0421 010	21	28	35	2	3	3	1	18	100	
DG 21/20	0258 0422 010	21	28	35	2	3	3	1	20	100	
DG 29/10	0258 0433 010	29	37	44	2	3,5	3,5	1	10	50	
DG 29/14	0258 0434 010	29	37	44	2	3,5	3,5	1	14	50	
DG 29/18	0258 0429 010	29	37	44	2	3,5	3,5	1	18	50	
DG 36/10	0258 0447 010	36	47	54	2,5	3,8	3,8	1	10	50	
DG 36/14	0258 0430 010	36	47	54	2,5	3,8	3,8	1	14	50	
DG 36/19E3	0258 0451 010	36	47	54	3	3,8	5	3	19,2	50	
DG 36/32	0258 0435 010	36	47	54	2,5	3,8	3,8	1	32	50	
DG 48/14	0258 0446 010	48	60	68	2,5	3,8	3,8	1	14	50	
DG 48/16	0258 0443 010	48	60	68	2,5	3,8	3,8	1	16	50	
DG 48/22	0258 0444 010	48	60	68	2,5	3,8	3,8	1	22	50	
DG 53/52	0258 0448 010	53	64	75	2,5	3,8	3,8	1,5	52	50	
DG 69/16	0258 0426 010	69	79	90	2,5	3,8	3,8	1,5	16	50	
DG 69/36	0258 0437 010	69	79	90	2,5	3,8	3,8	1,5	36	50	
DG 69/55	0258 0442 010	69	79	90	2,5	3,8	3,8	1,5	55	50	



On request other cut-outs are possible.

Membrane grommets DG in black polychloroprene rubber



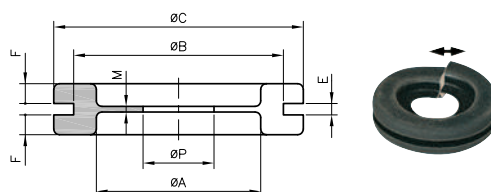
HELAVIA®



type	article number	dimensions (mm)							pcs
		Ø A	Ø B	Ø C	E	F	M	Ø P	

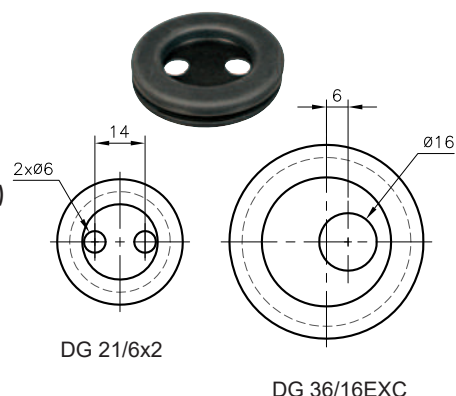
• Cut series with perforated membrane

DG 21/3F	0258 0424 010	21	28	35	2	3	1	3	100
DG 48/30F	0258 0428 010	48	60	68	2,5	3,8	1	30	50



• Special perforated membrane

DG 21/6x2	0258 0450 010	21	28	35	2	3	1	6	100 (2 holes)
DG 36/16EXC	0258 0425 010	36	47	54	2,5	3,8	1	16	50 (off-centered)



sleeved grommets in polychloroprene rubber

HELAVIA®

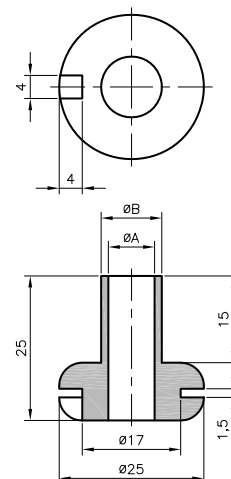


15-2**

Material:	polychloroprene rubber
Colour:	black
Operating temperatures:	-30 to +90°C
Tensile strength at break:	> 9 MPa
Ultimate elongation:	> 600 %
Dielectric strength:	> 13 kV/mm
Applications:	protection of cables in the passage of sheet steel, and protection against twisting.



type	article number	dimensions (mm)		pcs
		ØA	ØB	
15-206	0259 0019 010	2	4,3	100
15-201	0259 0020 010	4	6,3	100
15-202	0259 0021 010	6	8,3	100
15-203	0259 0022 010	8	10,5	100
15-204	0259 0023 010	10,5	13,5	100
15-205	0259 0024 010	13	16	100



Universal flexible DV wire-clamps in polychloroprene rubber (Neoprene)



HELAVIA®



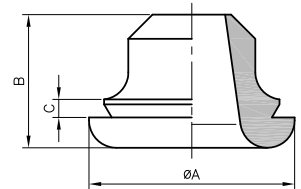
DV

Material: CR
Colours: black
Operating temperatures: -30 to +90°C
Tensile strength at break: > 8 MPa
Ultimate elongation: > 600 %
Dielectric strength: > 13 kV/mm
Applications: for protection and strain relief, very effective when used with SES-QUICK cable ties, in the passages of boxes, of cupboards or crankcase, etc.



• DV wire-clamps in Bags, without ties

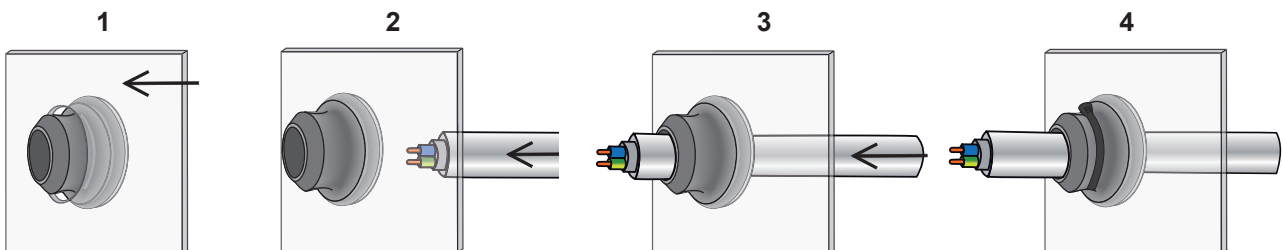
type	article number	dimensions (mm)					pcs	cable ties to be used	
		housing Ø	wire Ø	Ø A	B	C		type	article number
DV 4 / 9	0252 0511 010	16	4 - 9	24	18,6	3	100	145/34 SL-C	0186 0979 010
DV 7 / 12	0252 0521 010	19	7 - 12	28	18,7	3	100	145/34 SL-C	0186 0979 010
DV 12 / 18	0252 0531 010	25	12 - 18	34	22	3	100	185/46 SL-C	0186 0983 010
DV 18 / 25	0252 0541 010	32	18 - 25	43	24	3	50	185/46 SL-C	0186 0983 010
DV 25 / 32	0252 0551 010	38	25 - 32	51	24,5	4	50	185/46 SL-C	0186 0983 010



• DV wire-clamps in Bags, with ties

type	article number	dimensions (mm)					pcs	delivered with ties
		housing Ø	wire Ø	Ø A	B	C		
DV 4 / 9	0252 0510 010	16	4 - 9	24	18,6	3	10	145/34 SL-C
DV 7 / 12	0252 0520 010	19	7 - 12	28	18,7	3	10	145/34 SL-C
DV 12 / 18	0252 0530 010	25	12 - 18	34	22	3	10	185/46 SL-C
DV 18 / 25	0252 0540 010	32	18 - 25	43	24	3	5	185/46 SL-C
DV 25 / 32	0252 0550 010	38	25 - 32	51	24,5	4	5	185/46 SL-C

Assembly instruction



Grommets DX, in EPDM rubber



HELAVIA®



DX

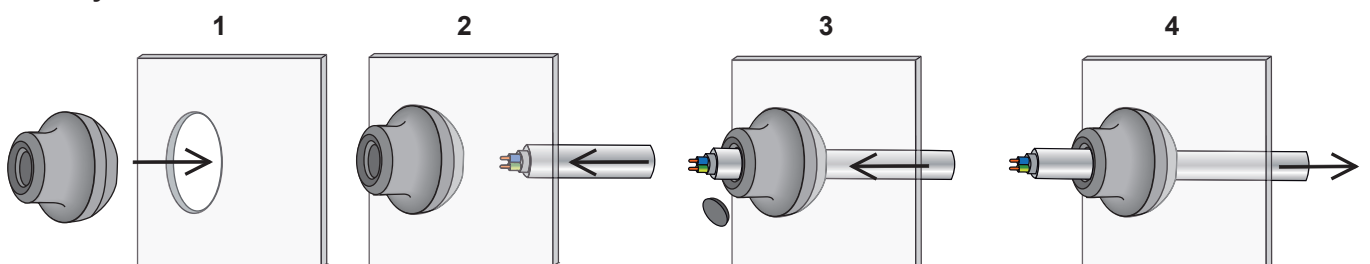
Material: EPDM
Colours: black
Operating temperatures: -40 to +100°C
Tensile strength at break: > 8 MPa
Ultimate elongation: > 400 %
Dielectric strength: > 13 kV/mm

Applications: for all exits of panels, enclosures and housings of all types, etc. Owing to the closed cover, it is possible to use it as a temporary seal for a later wiring. In order to introduce the cable, the cover can be perforated for example with the help of a screwdriver.



type	article number	hole Ø	Ø de câbles	dimensions (mm)			C	pcs	
				metal thickness	Ø A	Ø B			
DX 10 - 15	0252 0603 010	25,5	10 - 15	1 - 4	31	29	26	100	
DX 14 - 20	0252 0604 010	32,5	14 - 20	1 - 4	38	36	28	50	

Assembly instruction



DX-M / DX-PG

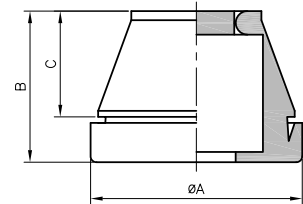
Material: EPDM
Colours: black
 light grey (RAL 7035)
Operating temperatures: -40 to +110°C
Specification: IP 67 according to EN 60 529

Applications: grommets, sealing for all exits of panels, enclosures and housings of all types, etc.



• Metric grommets

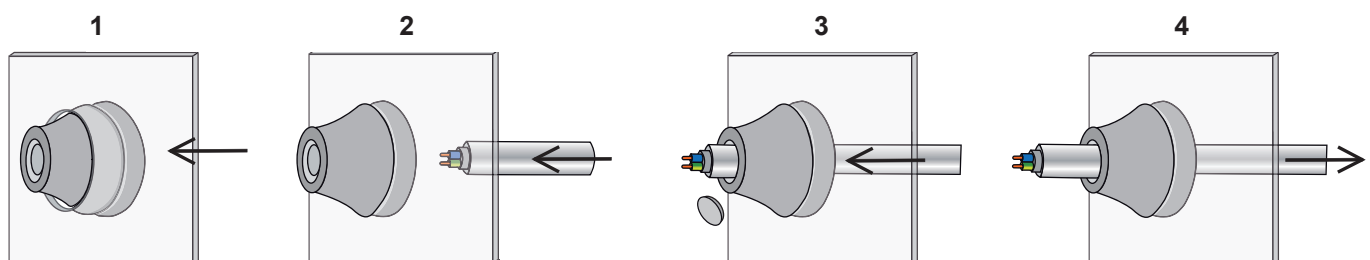
type	article number		cable Ø	hole Ø	dimensions (mm)			pcs	
	black 010	grey 025			metal thickness	Ø A	B		C
DX-M 12	0252 0610 010	0252 0610 025	4 - 7	12,5	0,5 - 2	20	12,8	5,6	50
DX-M 16	0252 0611 010	0252 0611 025	5 - 9	16,5	1 - 4	21	17,7	11	50
DX-M 20	0252 0612 010	0252 0612 025	8 - 12	20,5	1 - 4	25,5	20	13,4	50
DX-M 25	0252 0613 010	0252 0613 025	11 - 16	25,5	1 - 4	30,5	21,3	15,3	50
DX-M 32	0252 0614 010	0252 0614 025	15 - 20	32,5	1 - 4	38,5	24,6	18,6	25
DX-M 40	0252 0615 010	0252 0615 025	19 - 28	40,5	1 - 4	48,5	29,5	21,7	25
DX-M 50	0252 0616 010	0252 0616 025	27 - 35	50,5	1 - 4	60,5	34,8	25	10



• PG grommets

type	article number		cable Ø	hole Ø	dimensions (mm)			pcs	
	black 010	grey 025			metal thickness	Ø A	B		C
DX-PG 7	0252 0620 010	0252 0620 025	3 - 5	13	0,5 - 2	20	12,6	5,4	50
DX-PG 9	0252 0621 010	0252 0621 025	5 - 7	16	1 - 4	21	17,8	10,3	50
DX-PG 11	0252 0622 010	0252 0622 025	7 - 10	19	1 - 4	24	19,8	12,7	50
DX-PG 16	0252 0623 010	0252 0623 025	10 - 14	23	1 - 4	28	21,6	14,7	50
DX-PG 21	0252 0624 010	0252 0624 025	14 - 20	29	1 - 4	35	24,6	17,6	25
DX-PG 29	0252 0625 010	0252 0625 025	20 - 26	38	1 - 4	46	28,5	20	25
DX-PG 36	0252 0626 010	0252 0626 025	26 - 35	48	1 - 4	58	34,9	23,9	10

Assembly instruction



Semi-special grommets in polychloroprene rubber

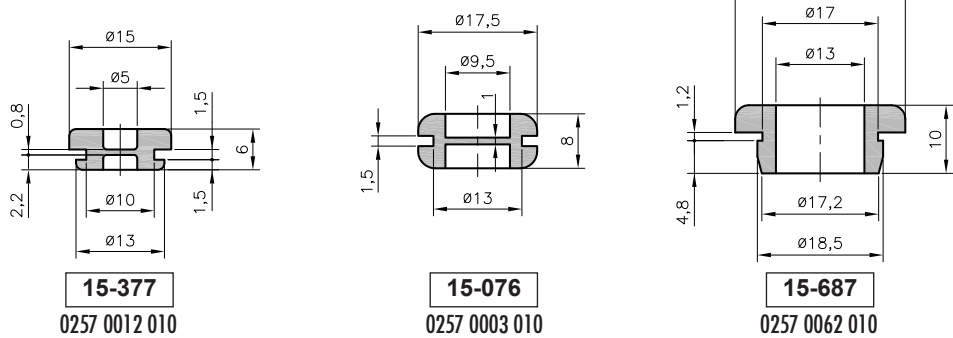
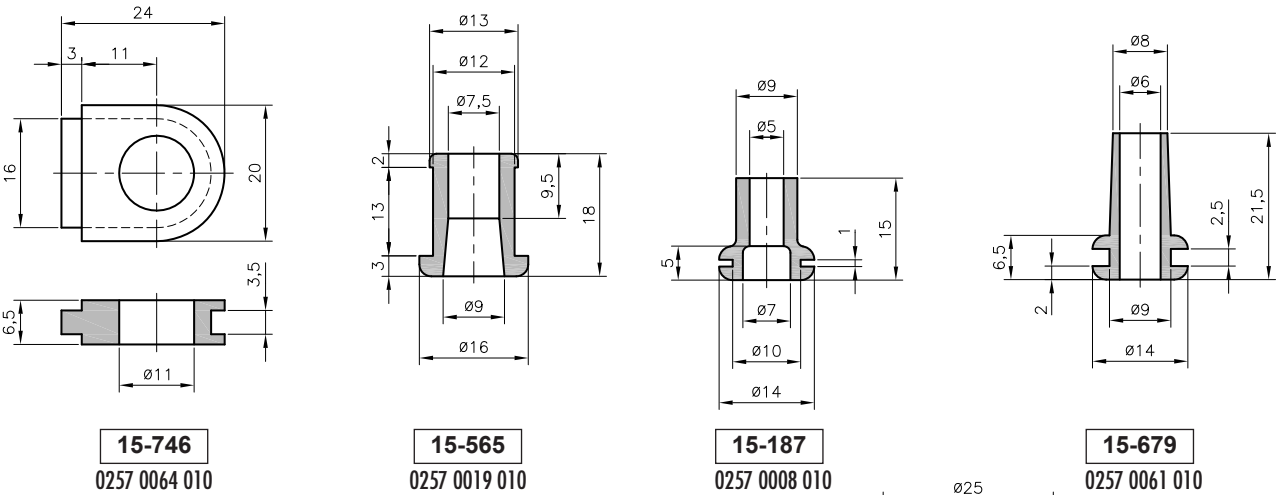
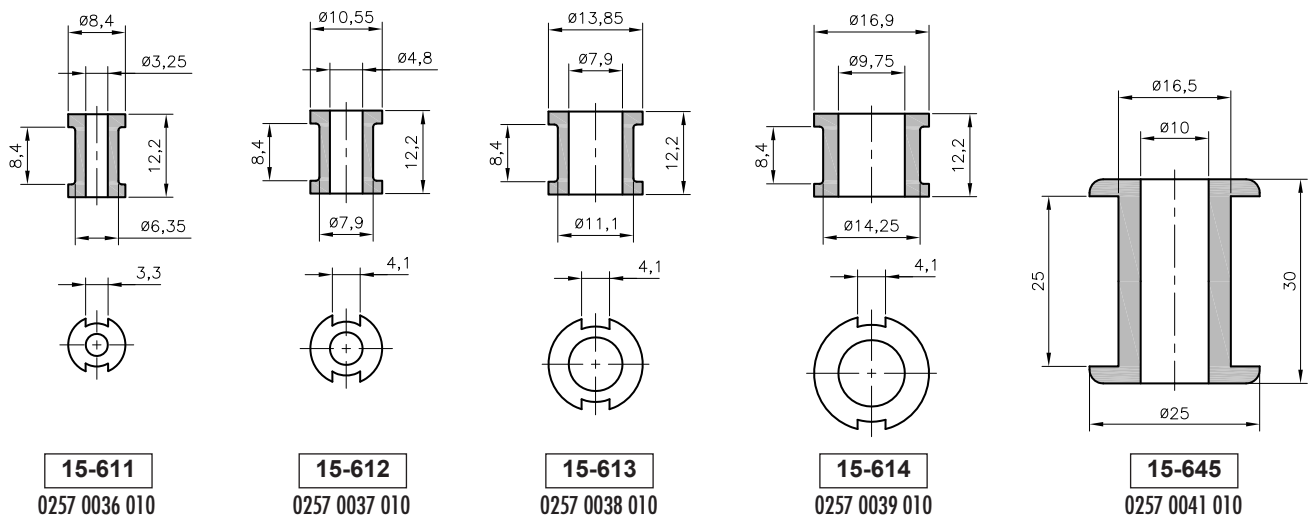


HELAVIA®



type	article number	pcs	type	article number	pcs	type	article number	pcs
15-010	0257 0020 010	100	15-580 SNCF*	0257 0168 010	100	15-734	0257 0004 010	15
15-033	0257 0001 010	100	15-595	0257 0034 010	100	15-742	0257 0063 010	100
15-076	0257 0003 010	100	15-610 SNCF*	0257 0035 010	1	15-746	0257 0064 010	100
15-093	0257 0005 010	100	15-611	0257 0036 010	100	15-803 SNCF*	0257 0066 010	1
15-187	0257 0008 010	100	15-612	0257 0037 010	100	15-808	0257 0067 010	50
15-309	0257 0009 010	25	15-613	0257 0038 010	100	15-819 SNCF*	0257 0071 010	1
15-377	0257 0012 010	100	15-614	0257 0039 010	100	15-820 SNCF*	0257 0072 010	1
15-394	0257 0033 010	100	15-644**	0257 0040 010	25	15-853	0257 0073 010	100
15-519	0257 0017 010	100	15-645	0257 0041 010	100			
15-539 SNCF*	0257 0118 010	100	15-679	0257 0061 010	100			
15-565	0257 0019 010	100	15-687	0257 0062 010	100			

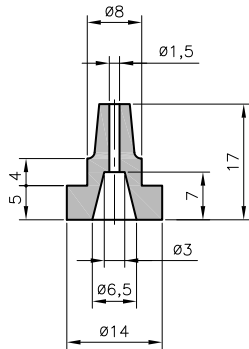
* Nitrile rubber
** EPDM rubber



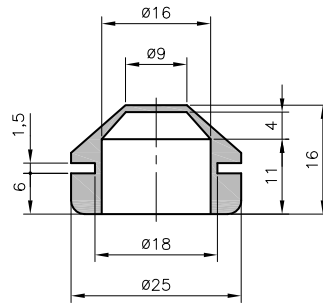
**Semi-special grommets
in polychloroprene rubber**



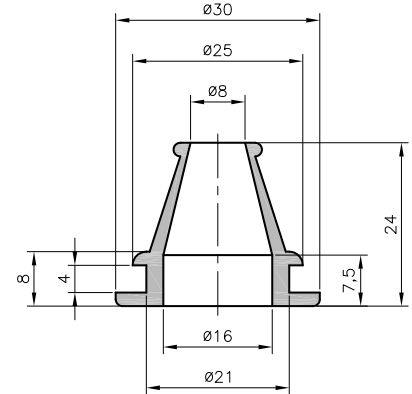
HELAVIA®



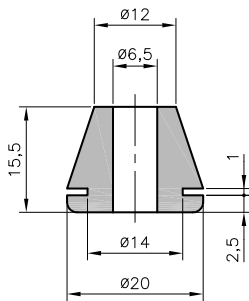
15-394
0257 0033 010



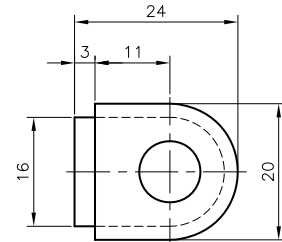
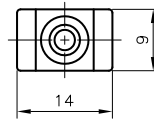
15-093
0257 0005 010



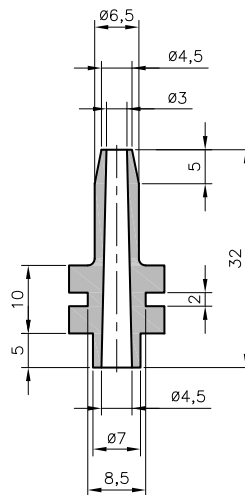
15-033
0257 0001 010



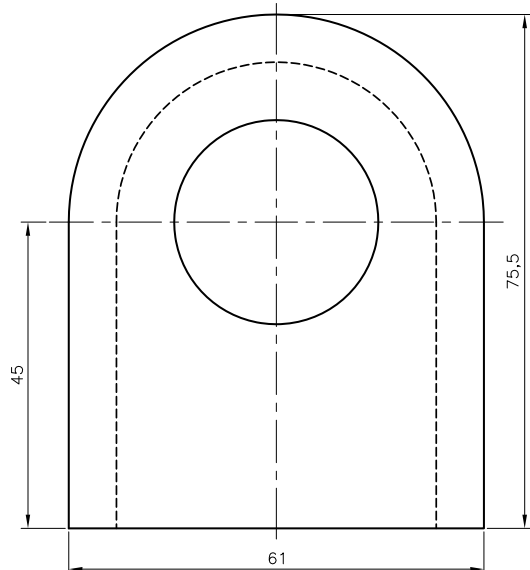
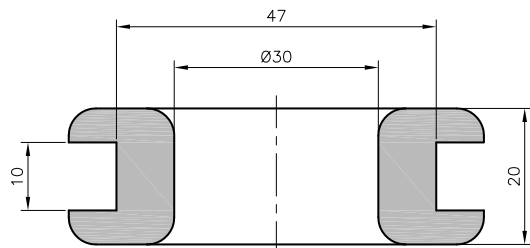
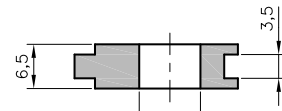
15-519
0257 0017 010



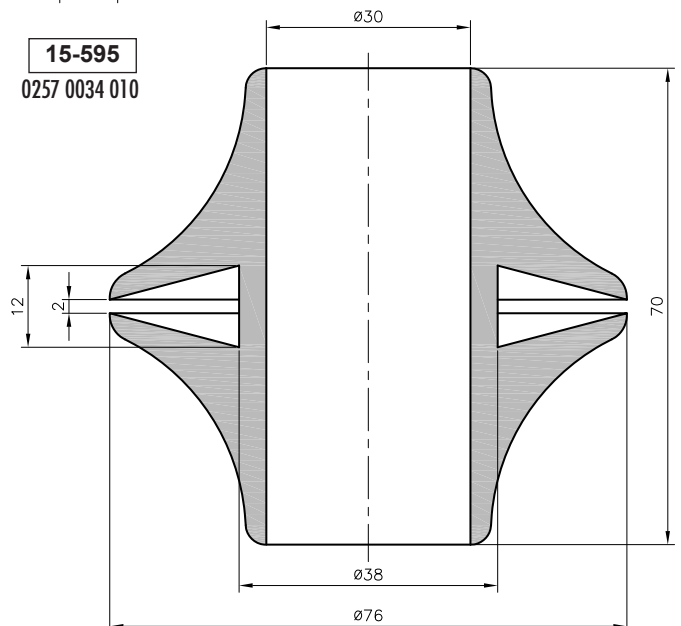
15-010
0257 0020 010



15-595
0257 0034 010



15-644**
0257 0040 010



15-309
0257 0009 010

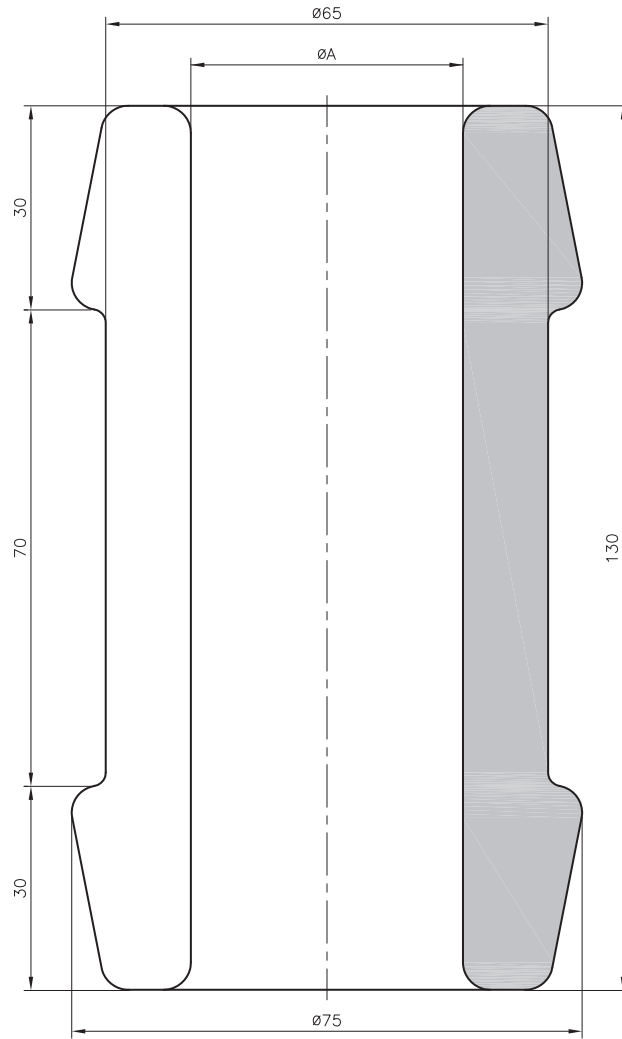
** in EPDM rubber



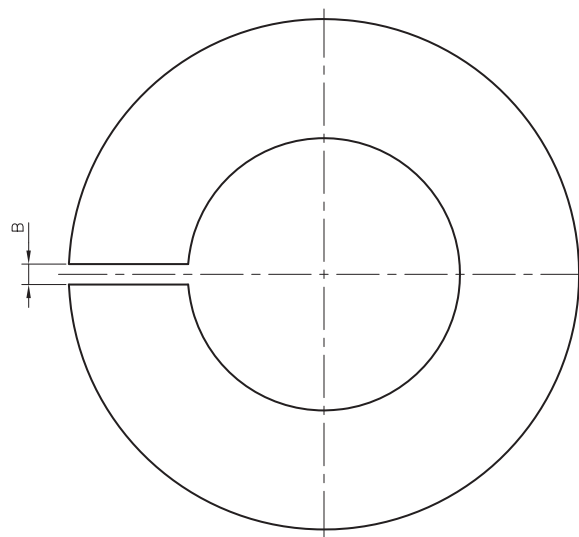
**Semi-special grommets
in polychloroprene rubber**



HELAVIA®



type	$\varnothing A$ mm	B mm
15-610	49	1,5
15-803	42	3
15-819	40	3
15-820	49	3



15-610*
0257 0035 010

15-803*
0257 0066 010

15-819*
0257 0071 010

15-820*
0257 0072 010

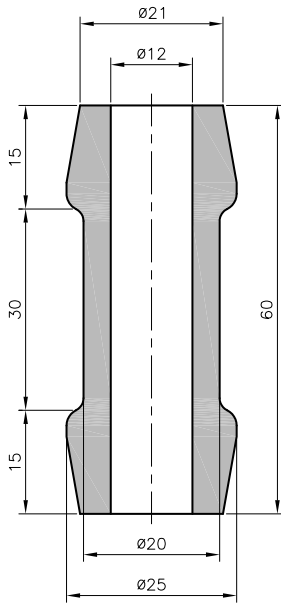
* in Nitrile rubber



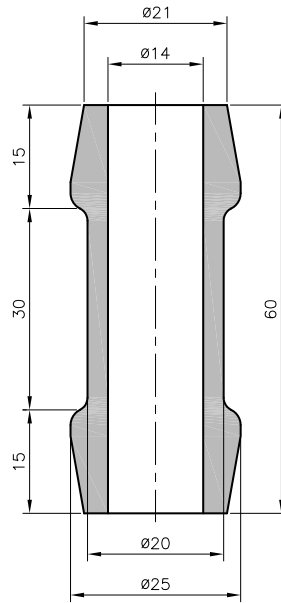
**Semi-special grommets
in polychloroprene rubber**



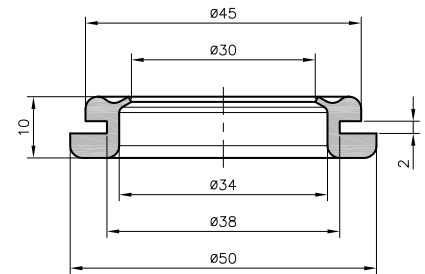
HELAVIA®



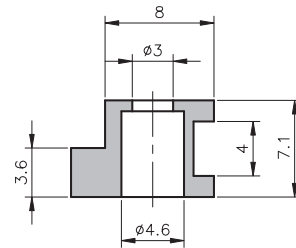
15-539*
0257 0118 010



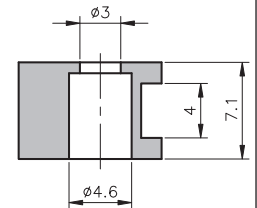
15-580*
0257 0168 010



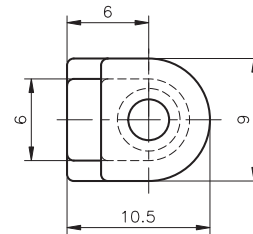
15-808
0257 0067 010



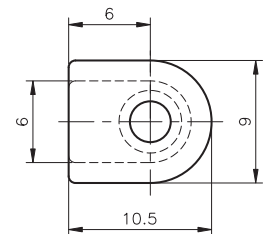
15-853
0257 0073 010



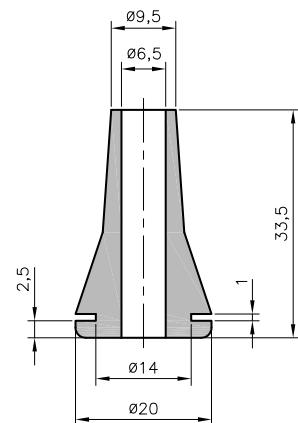
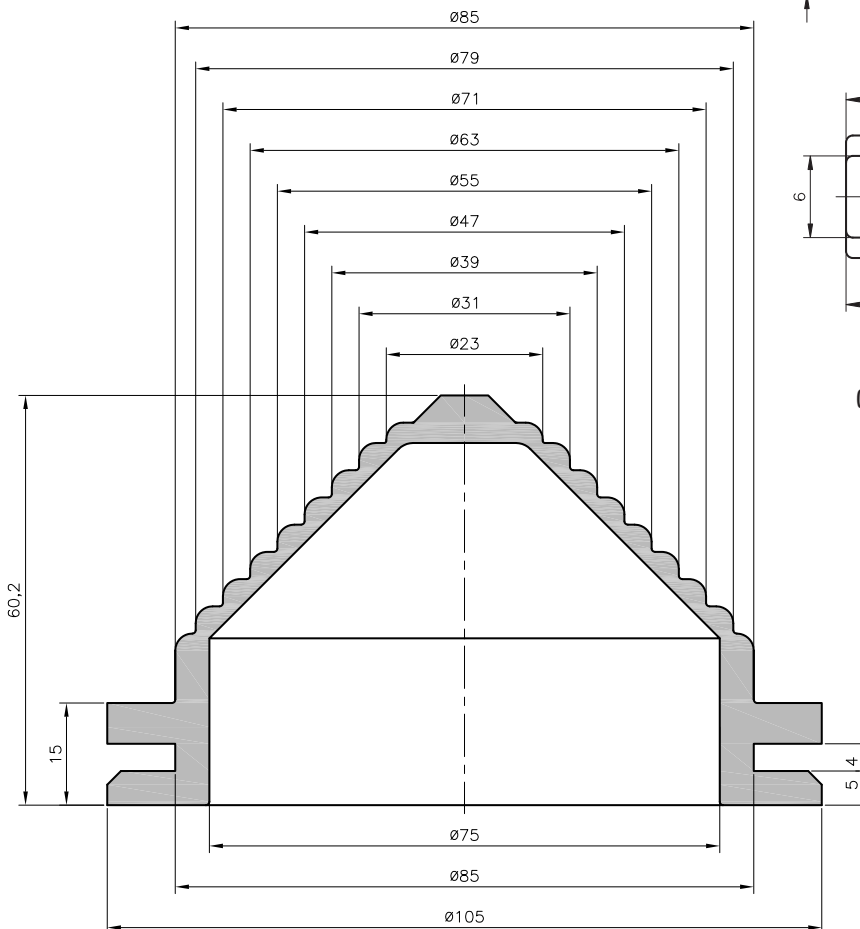
15-854
0257 0075 010



15-734
0257 0004 010



15-742
0257 0063 010



* in Nitrile rubber



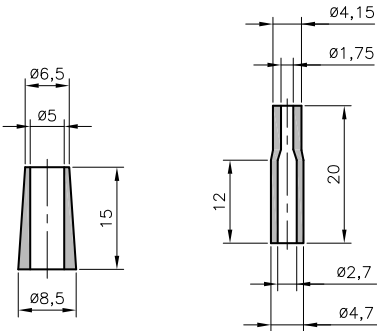
Bushes and strain relief in black polychloroprene rubber



HELAVIA®

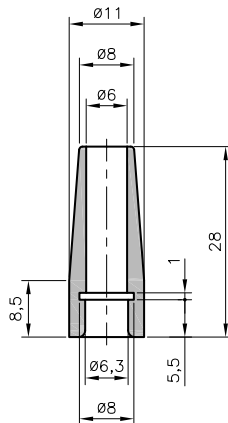


type	article number	pcs	type	article number	pcs	type	article number	pcs
15-009	0253 0001 010	100	15-403	0256 0003 010	100	15-693**	0253 0112 010	50
15-043	0253 0004 010	100	15-405	0256 0005 010	100	15-721	0253 0003 010	100
15-045	0253 0005 010	100	15-410	0253 0051 010	100	15-737	0253 0080 010	50
15-049	0253 0008 010	50	15-411	0253 0052 010	50	15-747	0253 0083 010	50
15-083	0253 0013 010	25	15-412	0253 0053 010	50	15-748	0253 0084 010	50
15-130	0253 0014 010	50	15-538	0253 0064 010	100	15-751	0253 0091 010	50
15-131	0253 0015 010	50	15-561	0253 0065 010	100	15-756	0253 0085 010	50
15-147	0253 0016 010	50	15-579	0253 0066 010	50	15-760	0253 0113 010	100
15-159	0253 0017 010	100	15-592	0253 0070 010	50	15-781	0253 0087 010	50
15-164	0253 0018 010	50	15-596*	0253 0071 010	100	15-806	0253 0114 010	100
15-169	0253 0019 010	100	15-602**	0253 0072 010	50	15-821	0253 0115 010	100
15-170	0253 0020 010	100	15-608	0253 0073 010	100	15-822	0253 0117 010	100
15-171	0253 0021 010	100	15-625	0252 0319 010	100	15-832	0253 0118 010	100
15-172	0253 0022 010	100	15-633	0253 0077 010	50	15-833	0253 0119 010	100
15-190	0256 0010 010	100	15-642	0253 0078 010	100	15-834	0253 0120 010	100
15-306	0253 0057 010	100	15-643	0253 0079 010	50	15-836	0253 0121 010	100
15-318	0253 0058 010	100	15-649	0253 0075 010	100			
15-320	0253 0059 010	25	15-651	0253 0076 010	100			
15-329**	0253 0060 010	25	15-672	0253 0092 010	50			
15-354	0253 0061 010	100	15-680	0253 0095 010	100	16-900	0684 0054 000	100
15-380	0253 0062 010	100	15-691**	0253 0110 010	100			
15-383	0253 0056 010	100	15-692**	0253 0111 010	50			
15-391	0253 0063 010	100						
15-401	0256 0001 010	100						
15-402	0256 0002 010	100						

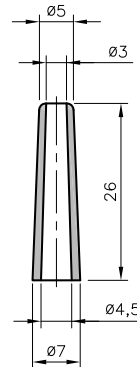


15-009
0253 0001 010

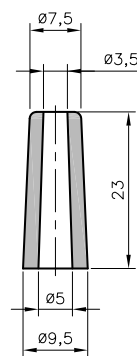
15-190
0256 0010 010



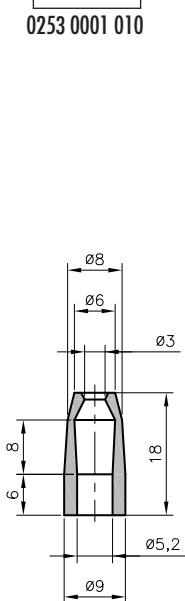
15-318
0253 0058 010



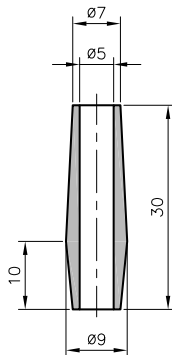
15-401
0256 0001 010



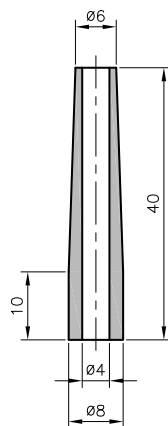
15-402
0256 0002 010



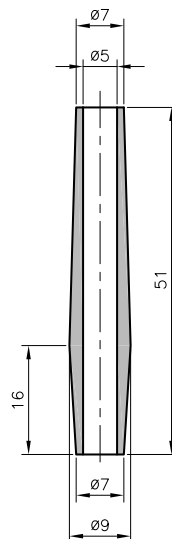
15-403
0256 0003 010



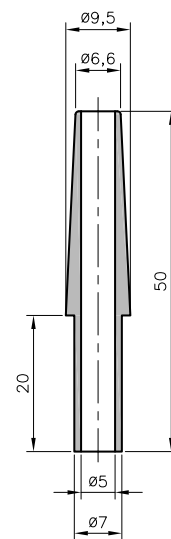
15-405
0256 0005 010



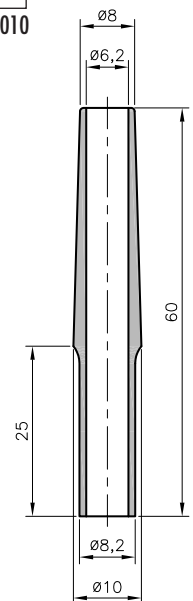
15-680
0253 0095 010



15-043
0253 0004 010



15-380
0253 0062 010

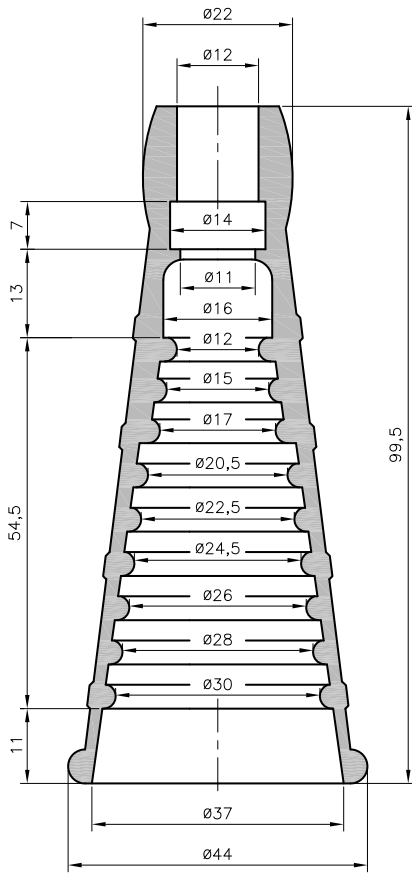


15-391
0253 0063 010

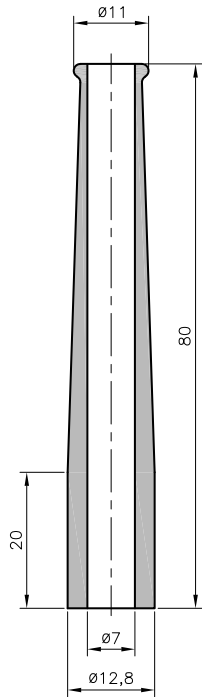
Bushes and strain relief in black polychloroprene rubber



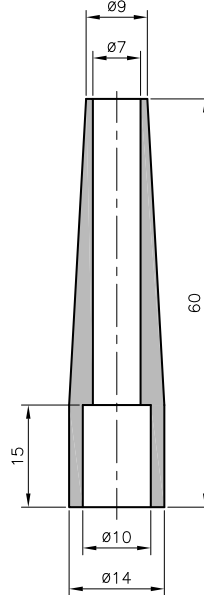
HELAVIA®



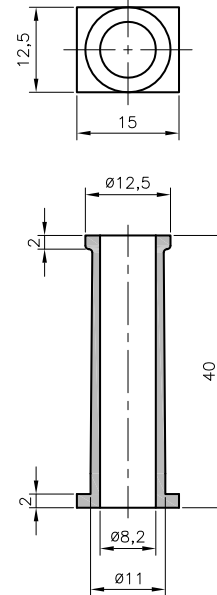
15-329
0253 0060 010



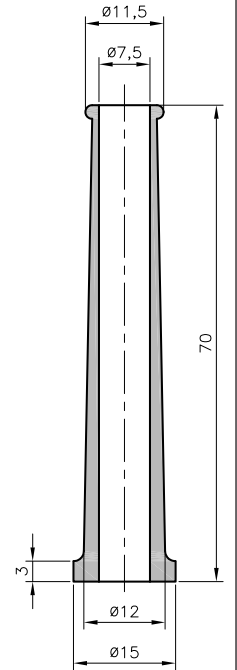
15-164
0253 0018 010



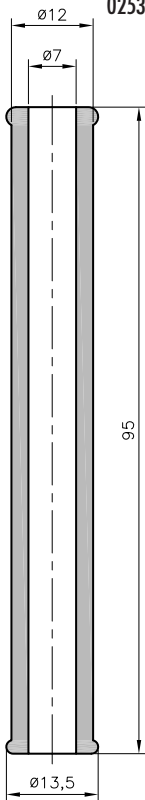
15-045
0253 0005 010



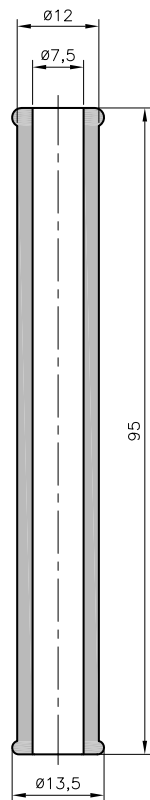
15-642
0253 0078 010



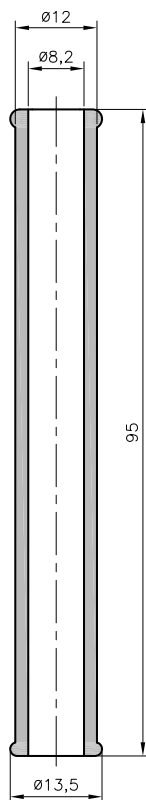
15-411
0253 0052 010



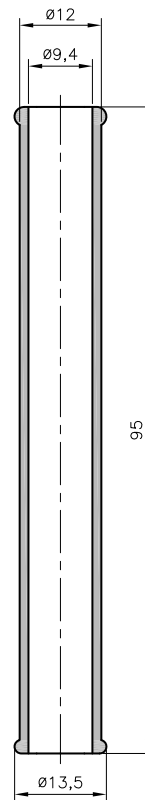
15-169
0253 0019 010



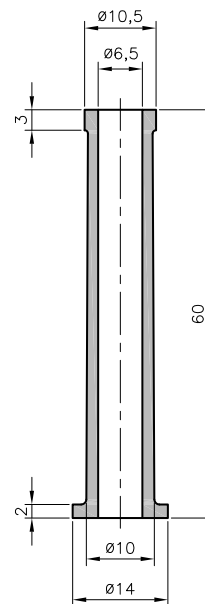
15-170
0253 0020 010



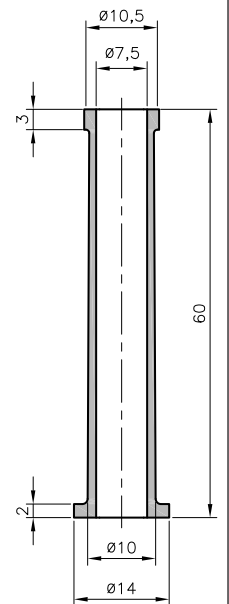
15-171
0253 0021 010



15-172
0253 0022 010



15-538
0253 0064 010



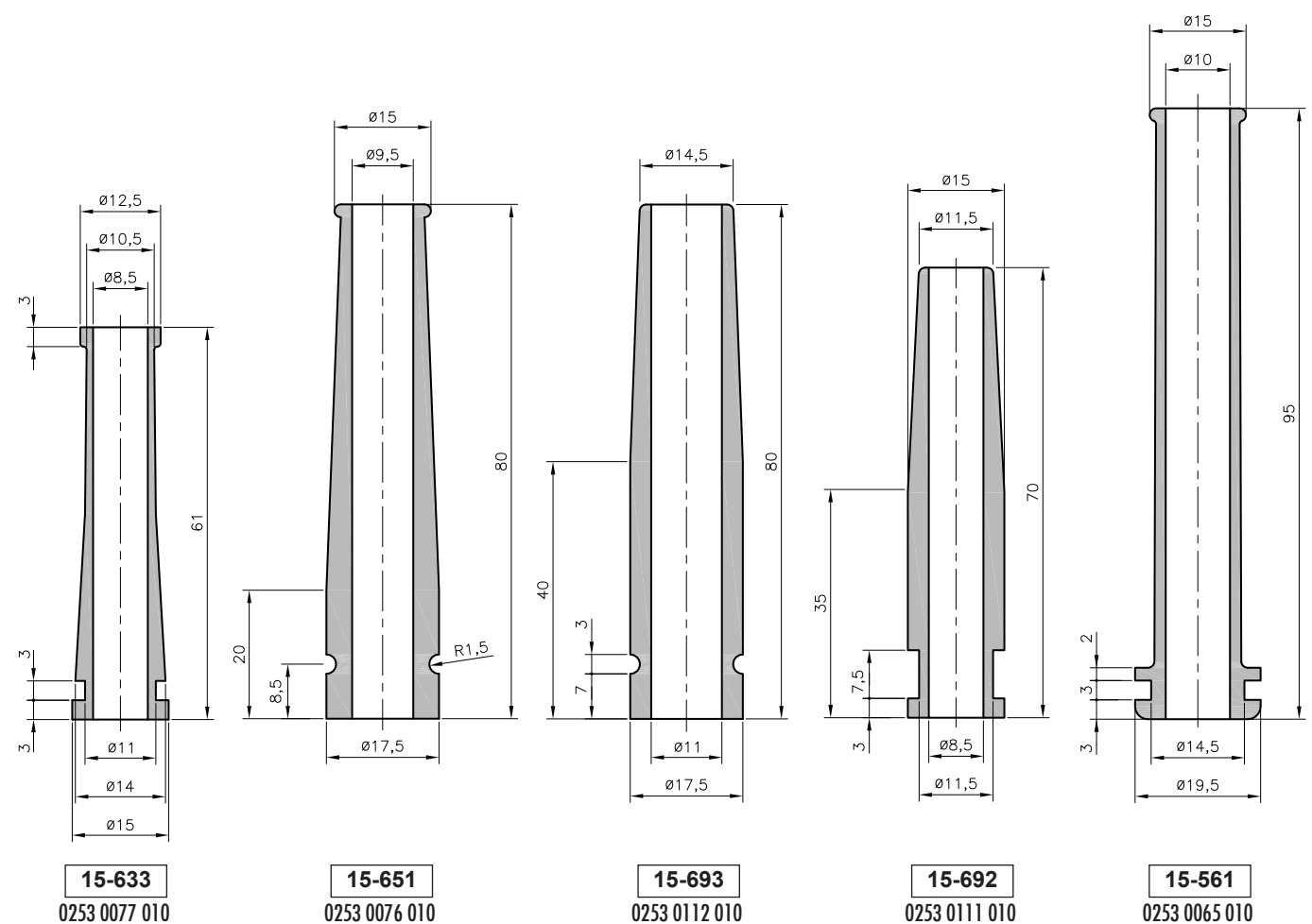
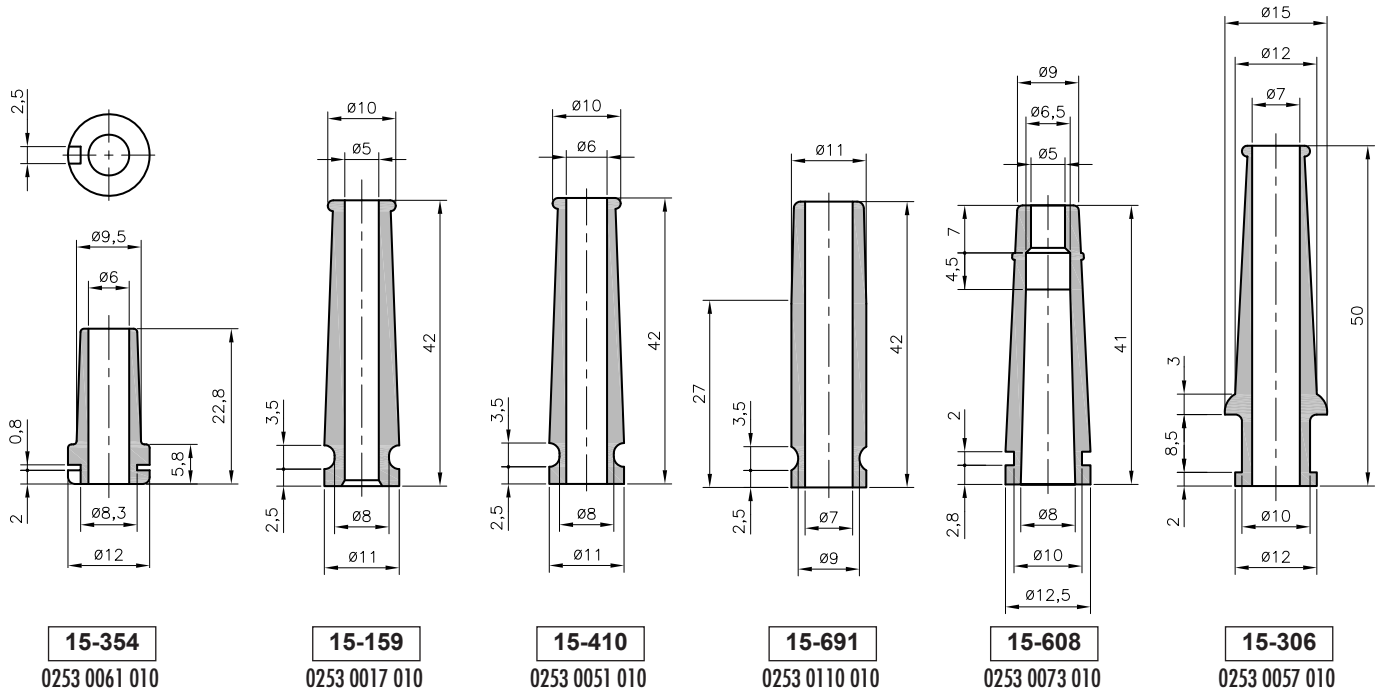
15-579
0253 0066 010



Bushes and strain relief in black polychloroprene rubber



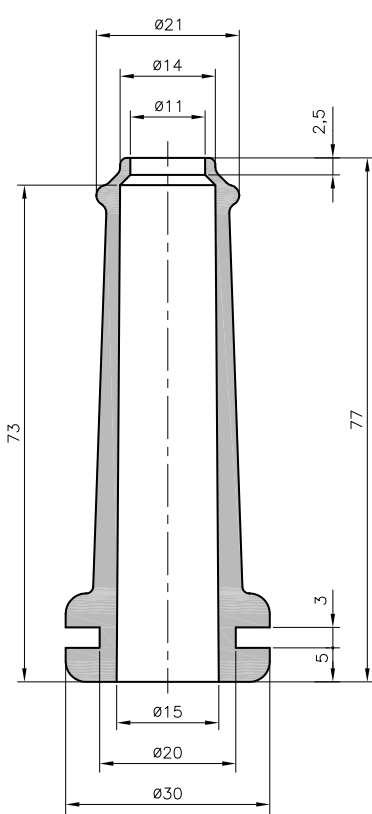
HELAVIA®



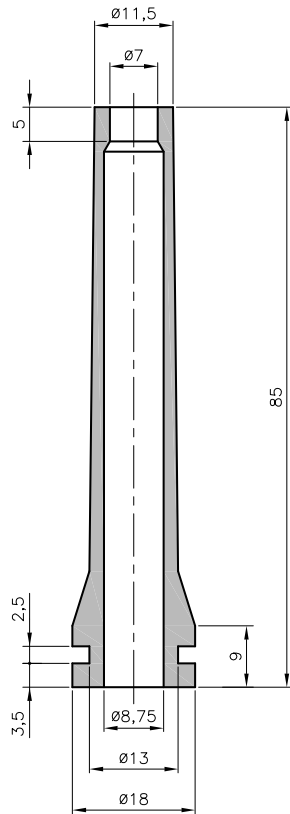
Bushes and strain relief
in black polychloroprene rubber



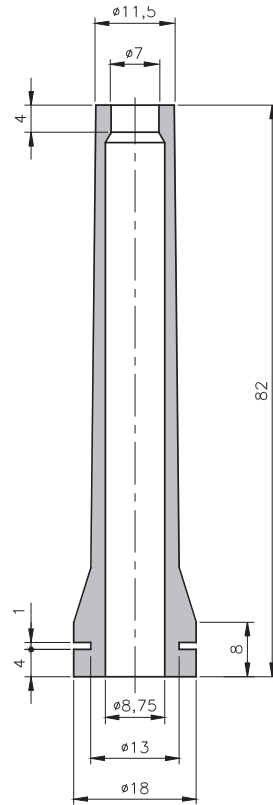
HELAVIA®



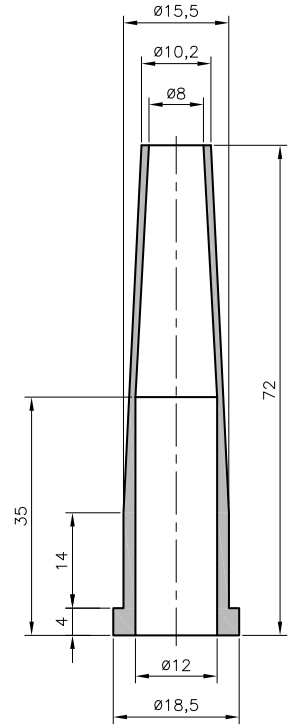
15-049
0253 0008 010



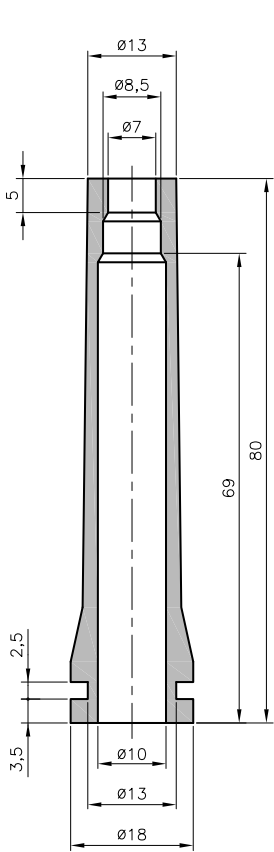
15-131
0253 0015 010



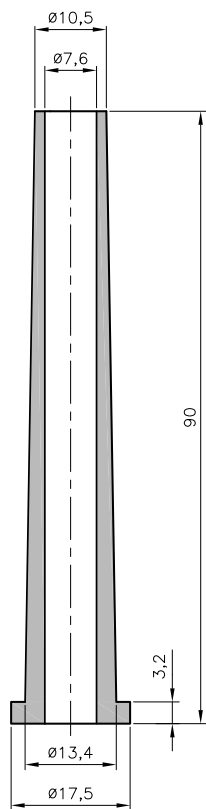
15-672
0253 0092 010



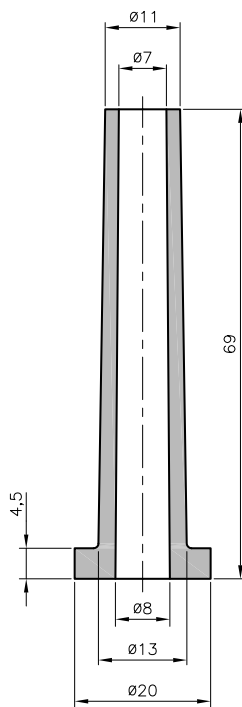
15-147
0253 0016 010



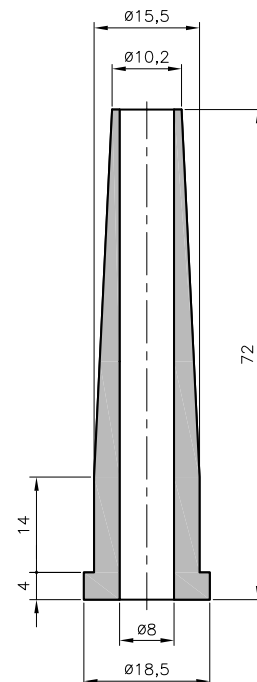
15-643
0253 0079 010



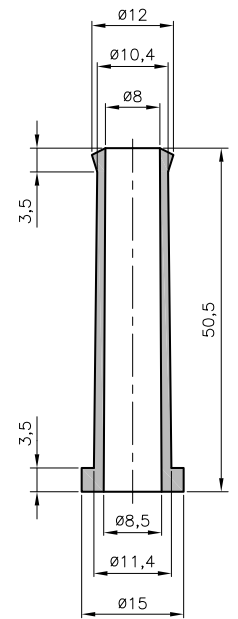
15-602
0253 0072 010



15-592
0253 0070 010



15-130
0253 0014 010



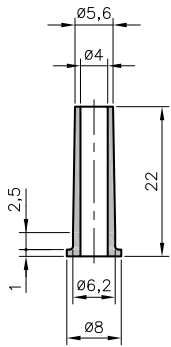
15-383
0253 0056 010



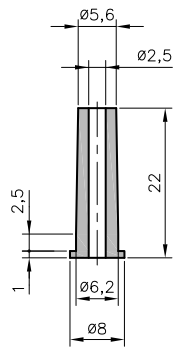
Bushes and strain relief in black polychloroprene rubber



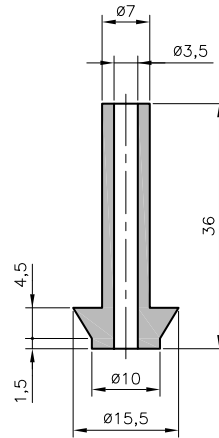
HELAVIA®



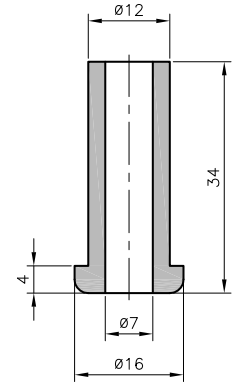
15-649
0253 0075 010



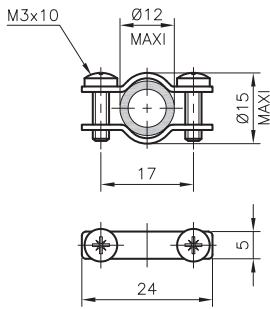
15-760
0253 0113 010



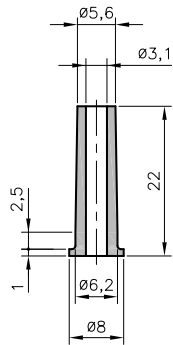
15-596
0253 0071 010



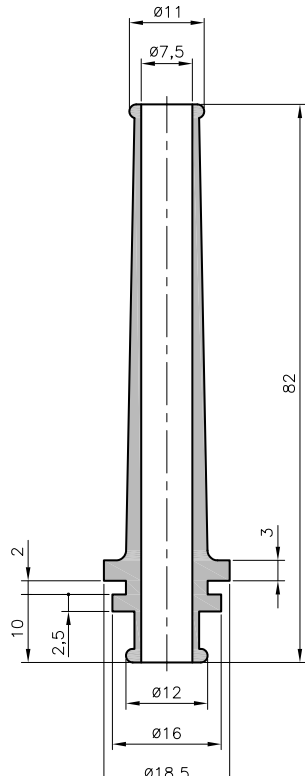
15-625
0252 0319 010



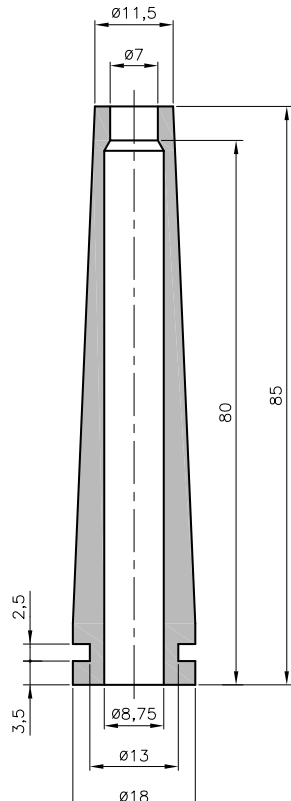
16-900
0684 0054 000



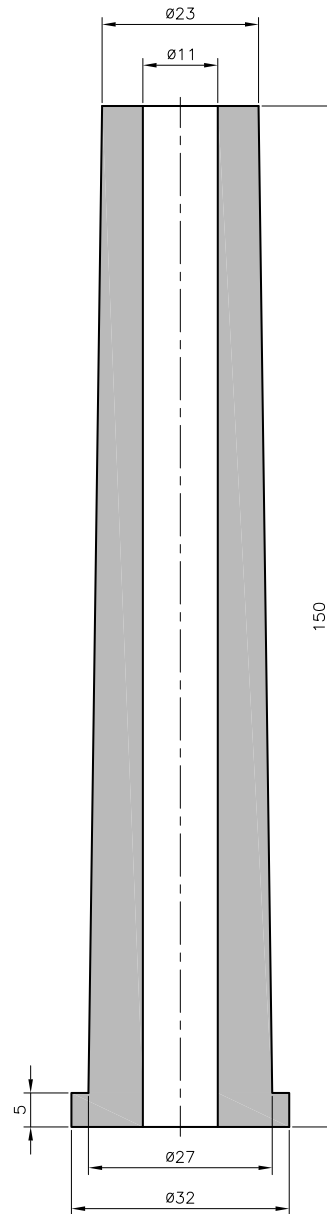
15-721
0253 0003 010



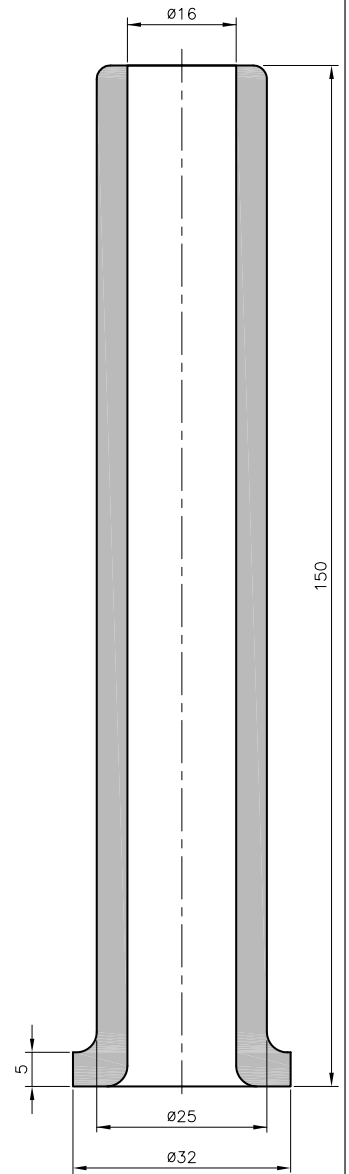
15-412
0253 0053 010



15-751
0253 0091 010



15-320
0253 0059 010



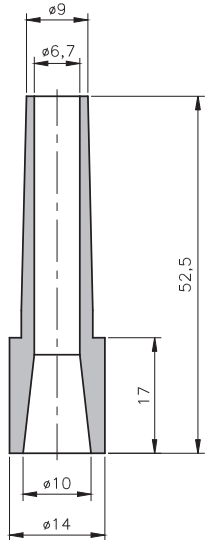
15-083
0253 0013 010



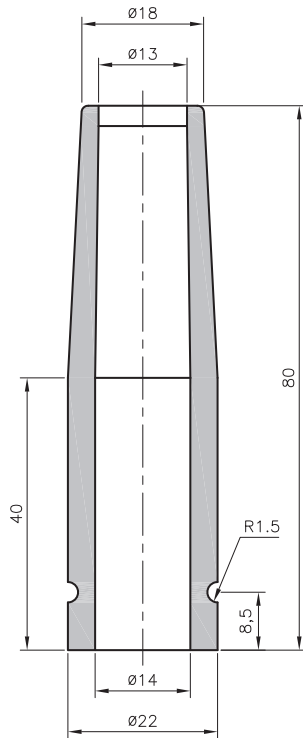
Bushes and strain relief
in black polychloroprene rubber



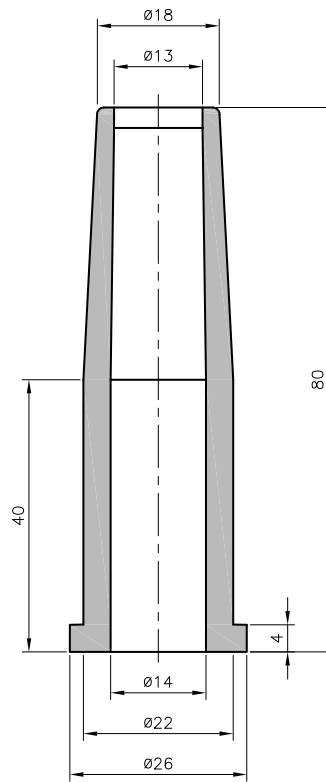
HELAVIA®



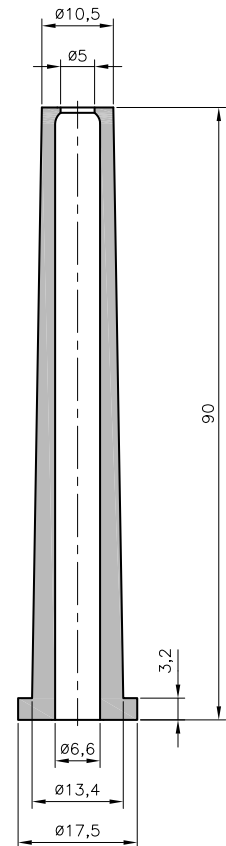
15-822
0253 0117 010



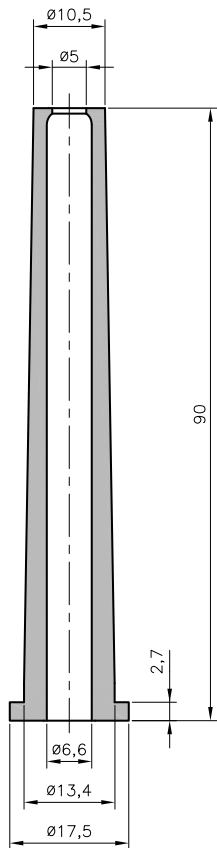
15-747
0253 0083 010



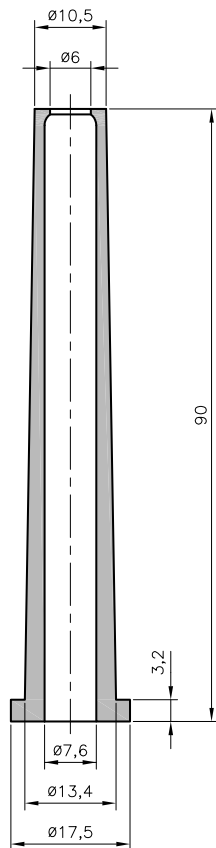
15-748
0253 0084 010



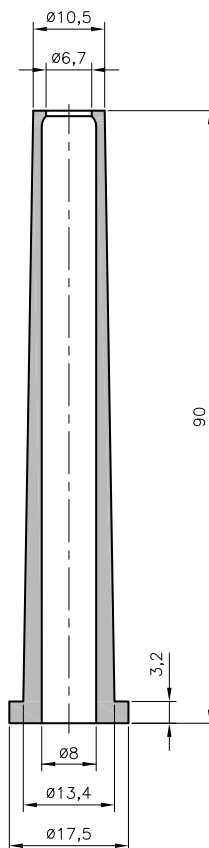
15-756
0253 0085 010



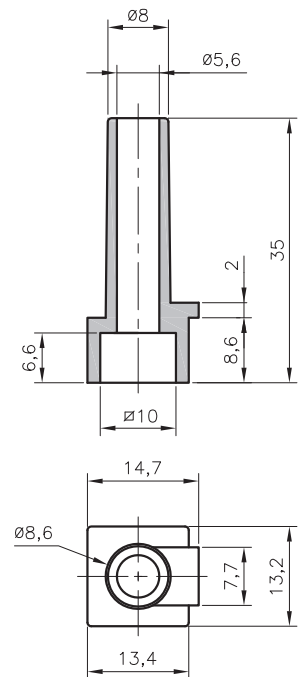
15-781
0253 0087 010



15-737
0253 0080 010



15-806
0253 0114 010

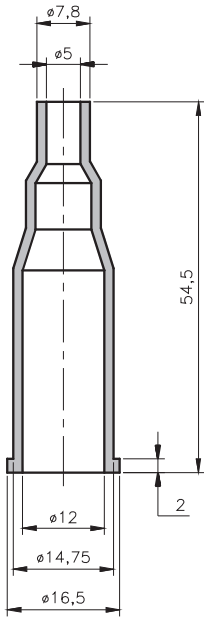


15-821
0253 0115 010

Bushes and strain relief
in black polychloroprene rubber

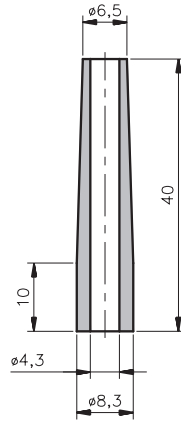


HELAVIA®



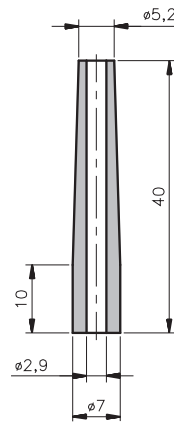
15-832

0253 0118 010



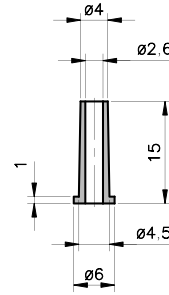
15-833

0253 0119 010



15-834

0253 0120 010



15-836

0253 0121 010






Moulded caps in black polychloroprene rubber

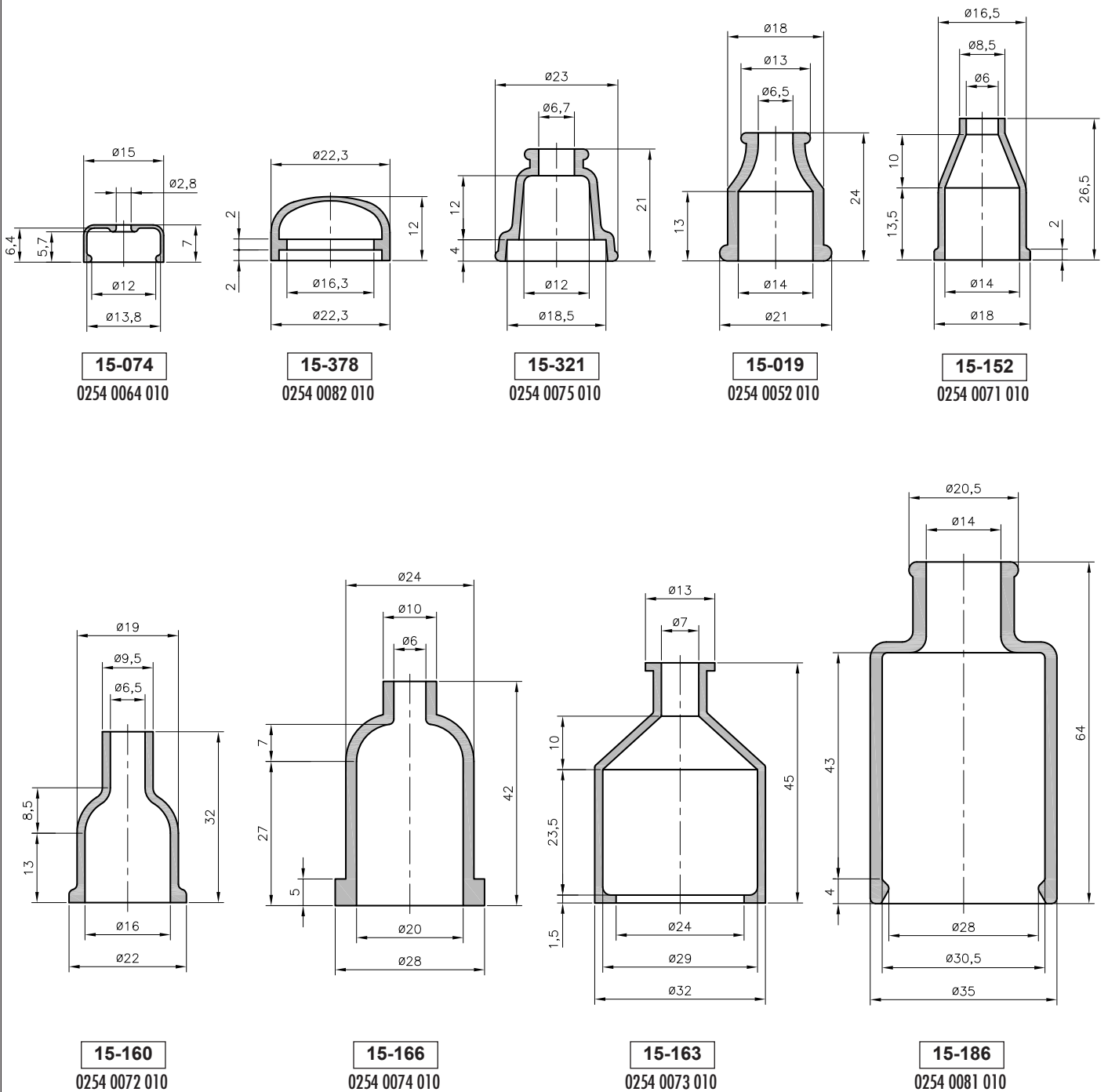


HELAVIA®



type	article number	 pcs	type	article number	 pcs	type	article number	 pcs
15 - 005	0254 0006 010	50	15 - 087	0254 0060 010	50	15 - 378**	0254 0082 010	100
15 - 019	0254 0052 010	100	15 - 152	0254 0071 010	100	15 - 634	0254 0085 010	25
15 - 024	0254 0053 010	25	15 - 160	0254 0072 010	100	15 - 652	0254 0089 010	100
15 - 028	0254 0078 010	25	15 - 163	0254 0073 010	50	15 - 683	0254 0092 010	25
15 - 029	0254 0055 010	50	15 - 166	0254 0074 010	50	15 - 684	0254 0093 010	25
15 - 074	0254 0064 010	100	15 - 186*	0254 0081 010	25	15 - 696	0254 0095 010	50
15 - 086	0254 0059 010	25	15 - 321	0254 0075 010	100	15 - 749	0254 0097 010	25

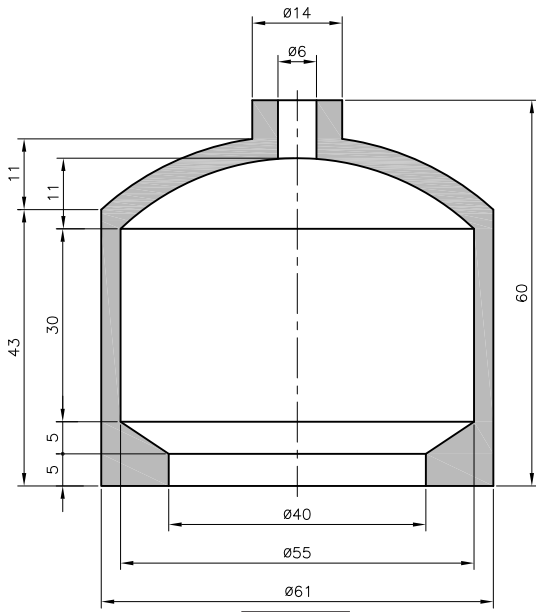
* Nitrile rubber
** EPDM rubber



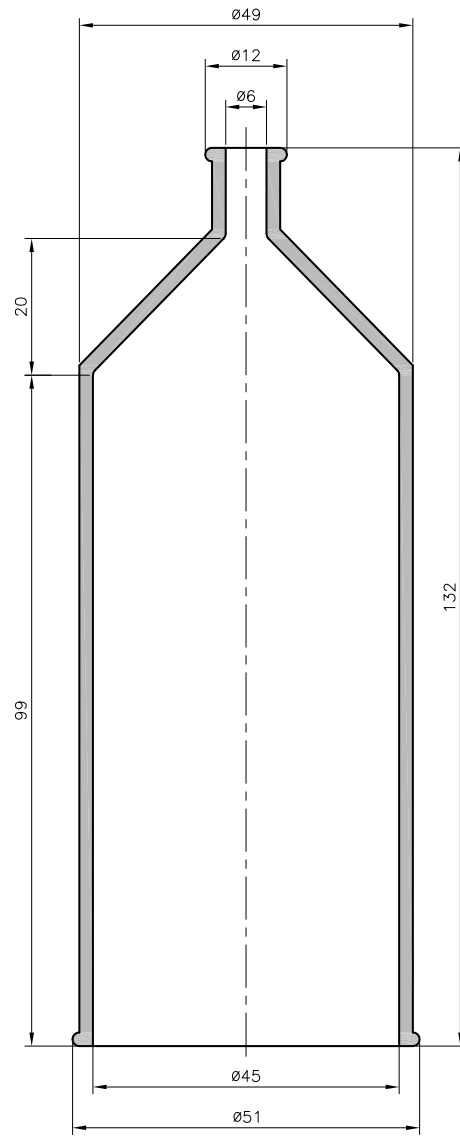
**Moulded caps
in black polychloroprene rubber**



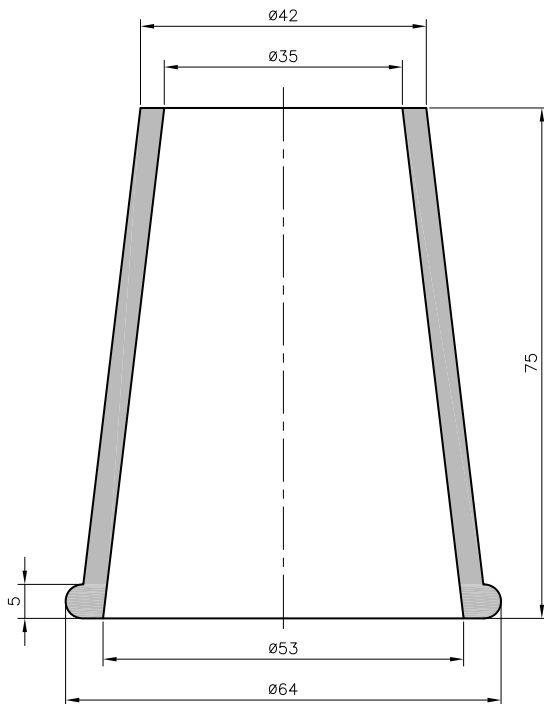
HELAVIA®



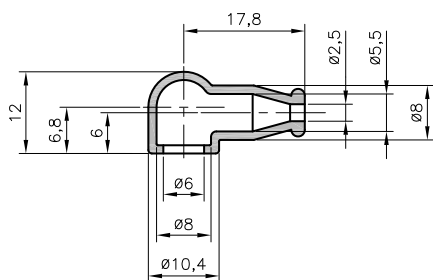
15-028
0254 0078 010



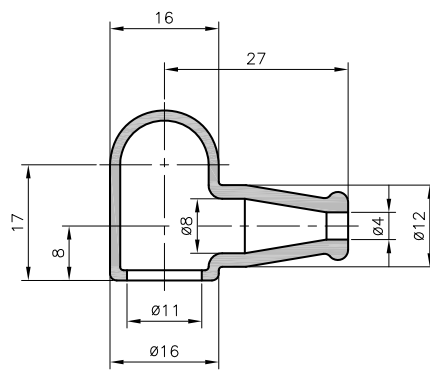
15-634
0254 0085 010



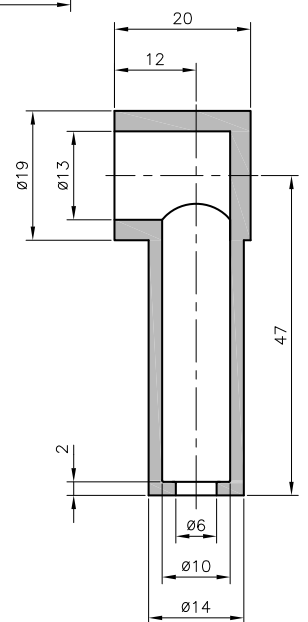
15-024
0254 0053 010



15-652
0254 0089 010



15-029
0254 0055 010



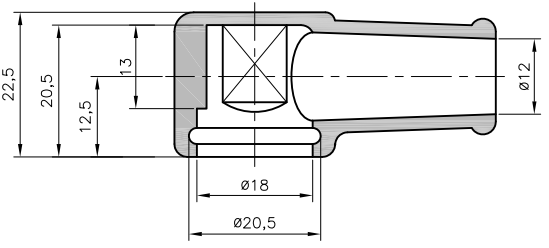
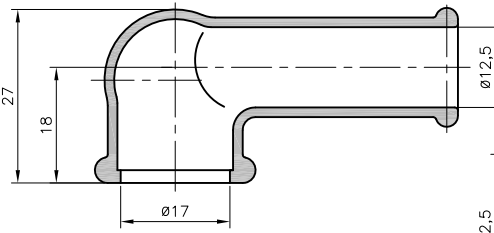
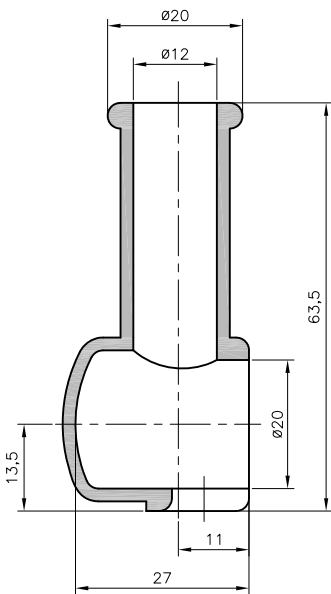
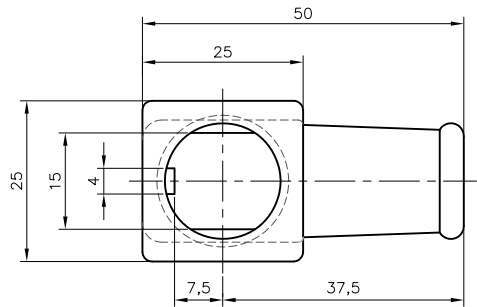
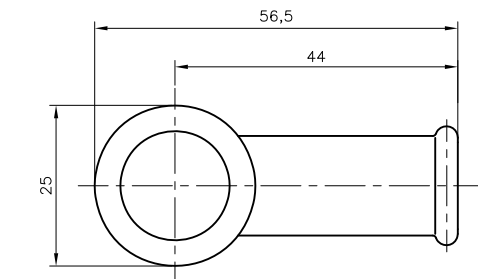
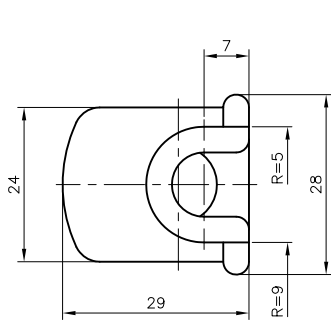
15-005
0254 0006 010



**Moulded caps
in black polychloroprene rubber**



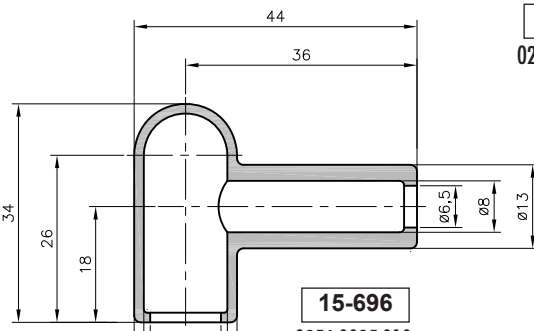
HELAVIA®



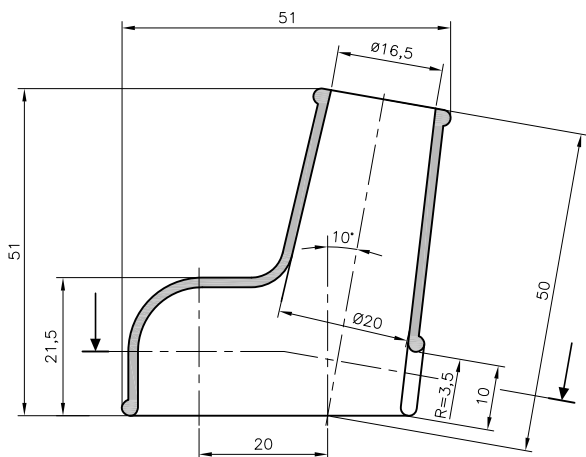
15-749
0254 0097 010

15-683
0254 0092 010

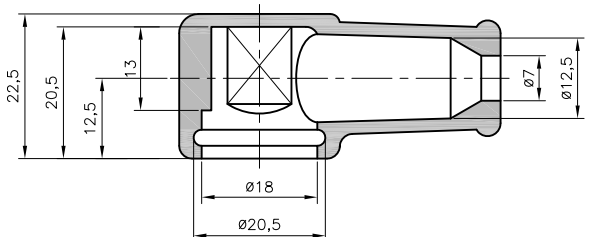
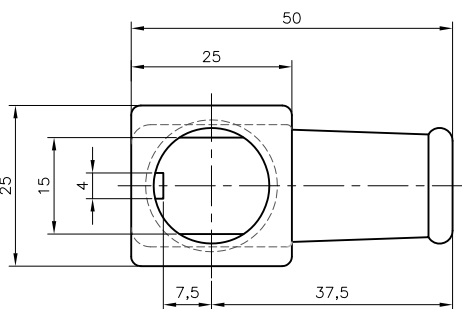
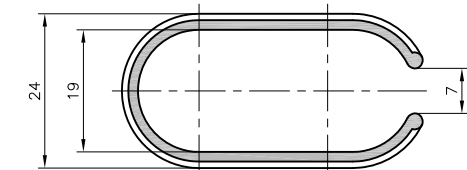
15-086
0254 0059 010



15-696
0254 0095 010



15-087
0254 0060 010



15-684
0254 0093 010



Cable support and feet in black polychloroprene rubber

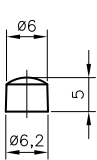


HELAVIA®

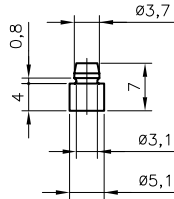


type	article number	pcs	type	article number	pcs	type	article number	pcs
15-018	0254 0001 010	100	15-151	0254 0021 010	100	15-560	0254 0043 010	100
15-020	0254 0002 010	100	15-156	0254 0022 010	100	15-605	0254 0084 010	100
15-021	0254 0024 010	100	15-199*	0254 0032 010	100	15-615	0254 0044 010	100
15-023	0254 0003 010	100	15-307	0254 0034 010	100	15-630**	0254 0049 010	100
15-026	0254 0004 010	100	15-326	0254 0036 010	100	15-650	0254 0050 010	100
15-051	0254 0008 010	100	15-327	0254 0065 010	100	15-657	0254 0035 010	100
15-054	0254 0011 010	100	15-344	0254 0037 010	100	15-685	0254 0029 010	100
15-068	0254 0027 010	100	15-360	0254 0038 010	100	15-717	0254 0066 010	100
15-089	0254 0012 010	100	15-385	0254 0039 010	100	15-718	0254 0067 010	100
15-092	0254 0061 010	100	15-386	0254 0040 010	100	15-753	0254 0124 010	100
15-142	0254 0013 010	100	15-388	0254 0041 010	100	15-793*	0254 0126 010	100
15-145	0254 0014 010	100	15-520	0254 0042 010	100	15-827	0254 0127 010	100
15-149	0254 0015 010	100	15-533	0254 0083 010	100			

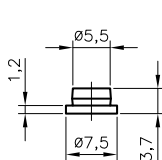
* Nitrile rubber
** EPDM rubber



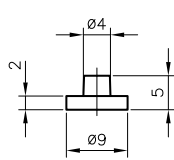
15-021
0254 0024 010



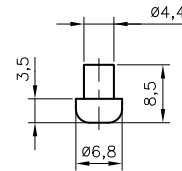
15-199
0254 0032 010



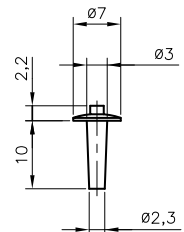
15-657
0254 0035 010



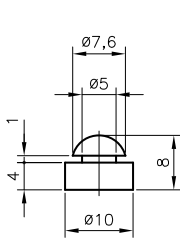
15-560
0254 0043 010



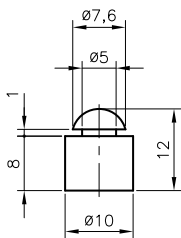
15-388
0254 0041 010



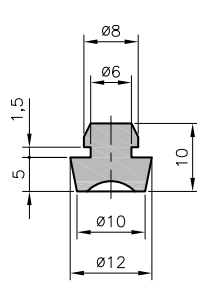
15-793
0254 0126 010



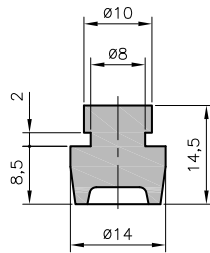
15-386
0254 0040 010



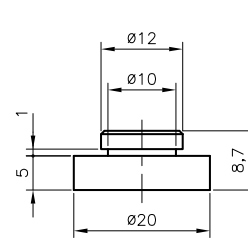
15-385
0254 0039 010



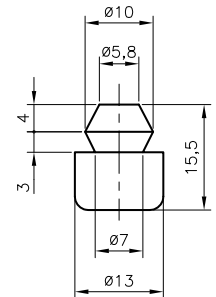
15-018
0254 0001 010



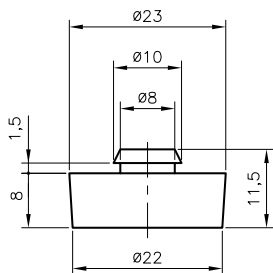
15-142
0254 0013 010



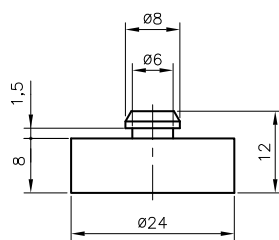
15-520
0254 0042 010



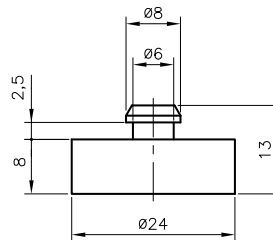
15-615
0254 0044 010



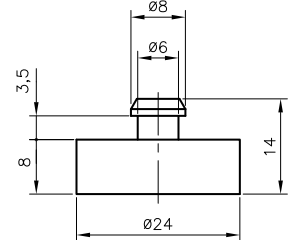
15-344
0254 0037 010



15-717
0254 0066 010



15-718
0254 0067 010

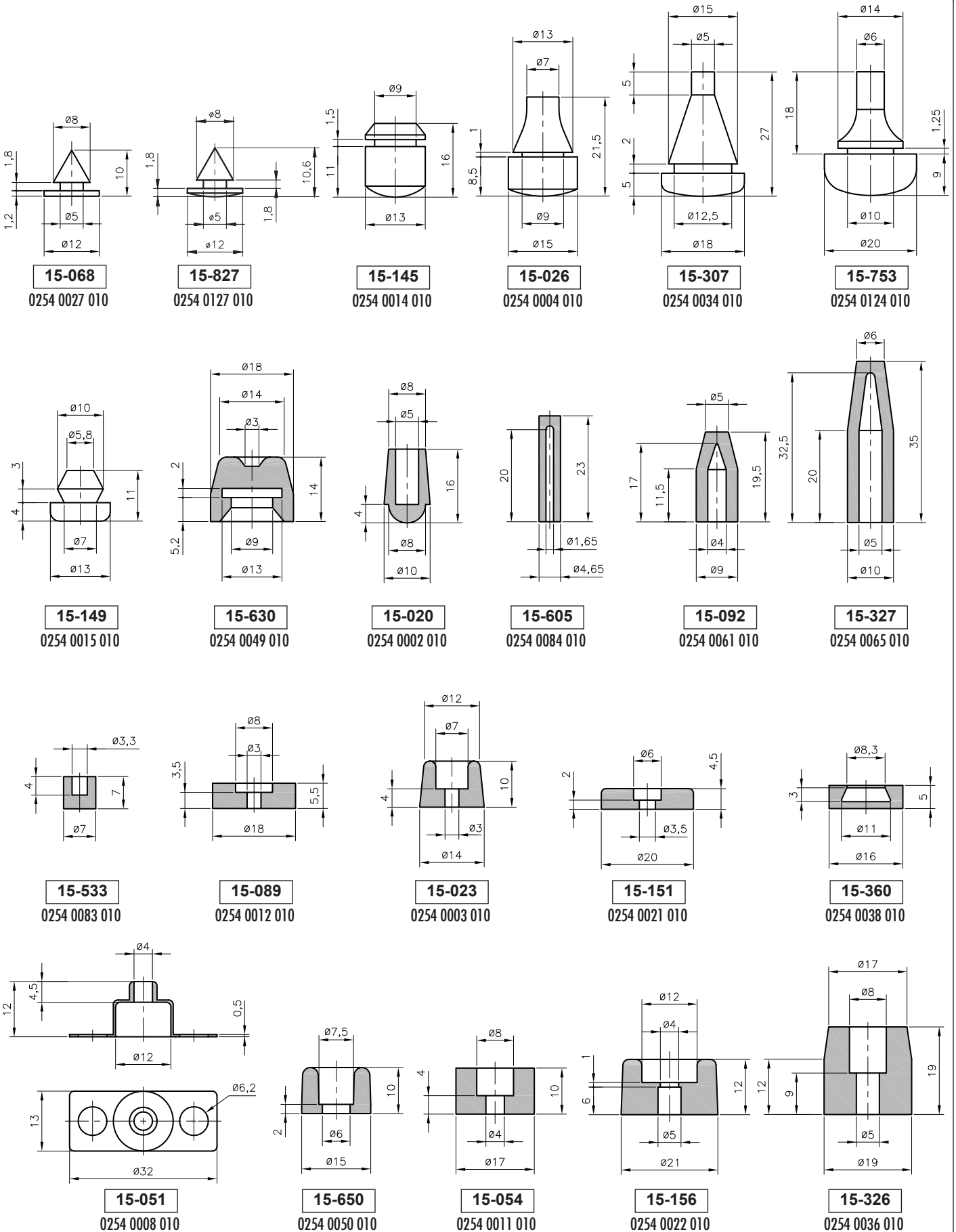


15-685
0254 0029 010

**Cable support and feet
in black polychloroprene rubber**



HELAVIA®



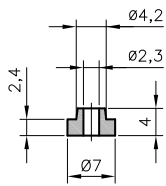
Flanged and bushed grommets in black polychloroprene rubber



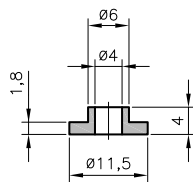
HELAVIA®



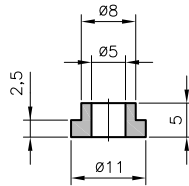
type	artide number		type	artide number		type	artide number	
15-001	0253 0002 010	100	15-162	0253 0032 010	100	15-653	0257 0043 010	100
15-003	0254 0023 010	100	15-393	0257 0013 010	100	15-654	0257 0044 010	100
15-004	0254 0045 010	100	15-395	0257 0014 010	100	15-664	0257 0050 010	100
15-038	0254 0025 010	100	15-398	0257 0015 010	100	15-665	0257 0051 010	100
15-058	0254 0026 010	100	15-399	0257 0016 010	100	15-678	0254 0088 010	50
15-537	0254 0087 010	100	15-716	0254 0005 010	100			



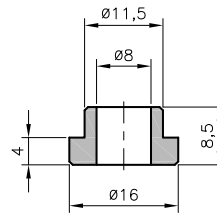
15-537
0254 0087 010



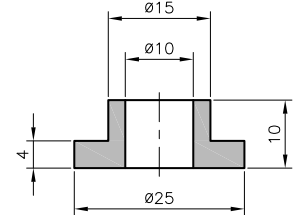
15-058
0254 0026 010



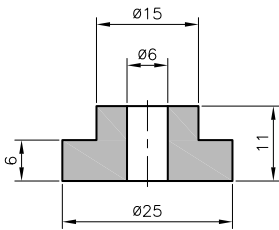
15-398
0257 0015 010



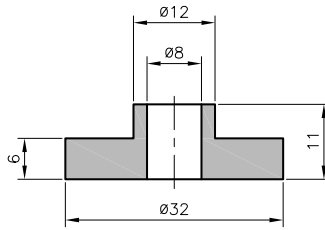
15-399
0257 0016 010



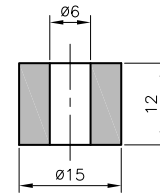
15-395
0257 0014 010



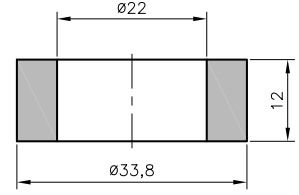
15-003
0254 0023 010



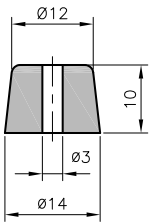
15-038
0254 0025 010



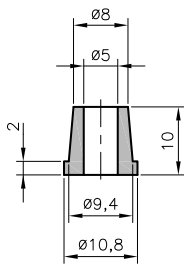
15-004
0254 0045 010



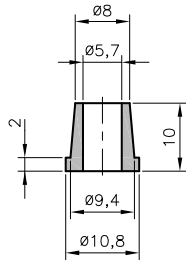
15-678
0254 0088 010



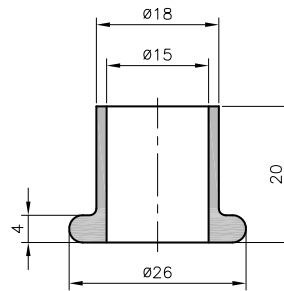
15-716
0254 0005 010



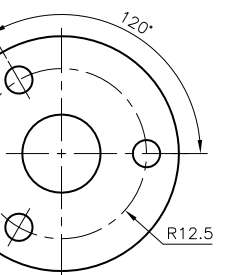
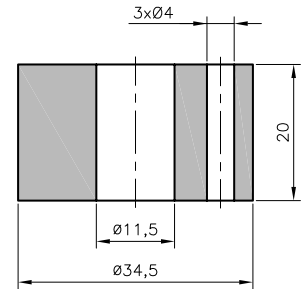
15-664
0257 0050 010



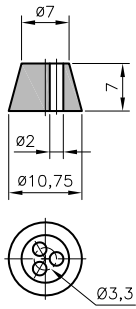
15-665
0257 0051 010



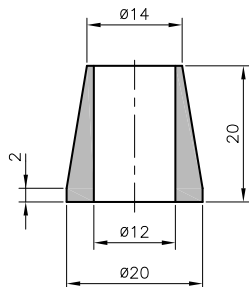
15-393
0257 0013 010



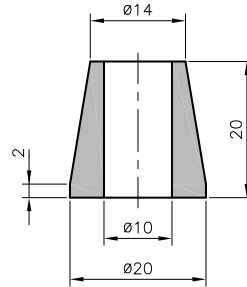
15-001
0253 0002 010



15-162
0253 0032 010



15-654
0257 0044 010



15-653
0257 0043 010

Assortment box with grommets in polychloreoprene rubber and PVC



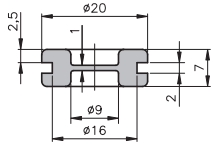
type	art. no.	pcs
Assortment box	0133 9001 000	1



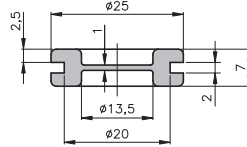
The transparent polypropylene box, equipped with a handle for easy transport, contains 12 different references (305 pieces) distributed as follows

art. no.	type	quantity (pcs)
0258 0011 010	HELAVIA DG M16	30
0258 0012 010	HELAVIA DG M20	30
0258 0013 010	HELAVIA DG M25	15
0132 0108 010	DK-PVC 10/12/16-2	30
0132 0095 010	DK-PVC 8/10/14-1,5	30
0107 0008 010	DK-PVC 4/8/11-1,5	30
0133 0351 010	DG-PVC 9	30
0133 0352 010	DG-PVC 11	30
0133 0353 010	DG-PVC 13,5	30
0134 0003 010	PLIO 14-553 PVC	20
0134 0009 010	PLIO 14-600 PVC	20
0134 0011 010	PLIO 14-1372 PVC	10

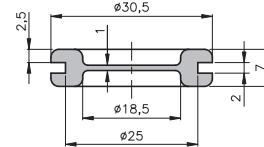
Dimension of the box: 325 x 255 x 56 mm



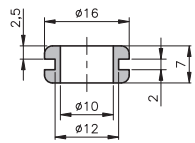
DG M16
0258 0011 010



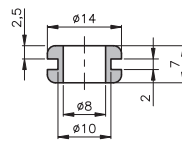
DG M20
0258 0012 010



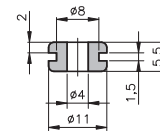
DG M25
0258 0013 010



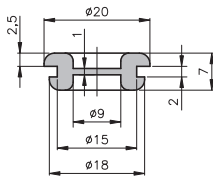
DK 10/12/16-2
0132 0108 010



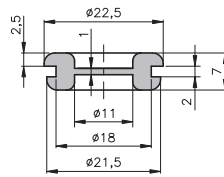
DK 8/10/14-1,5
0132 0095 010



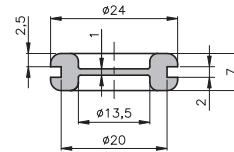
DK 4/8/11-1,5
0107 0008 010



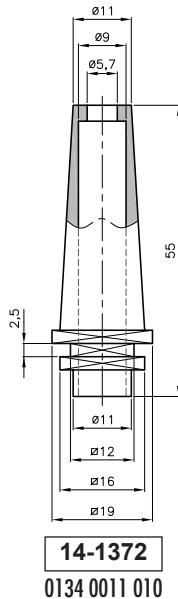
DG 9
0133 0351 010



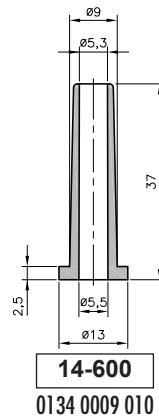
DG 11
0133 0352 010



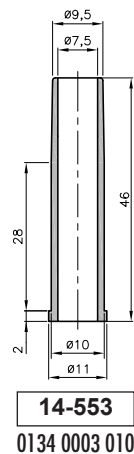
DG 13,5
0133 0353 010



14-1372
0134 0011 010



14-600
0134 0009 010



14-553
0134 0003 010

SES-STERLING specialises mainly in Polychloroprene (Neoprene / Baypren). For special needs, other qualities can be produced (e.g. EPDM, NBR or Silicone).

SES-STERLING always seeks to extend its programme of mouldings for the electrical industry. Many new designs are added each year where we have the customer's cooperation and where a small contribution is made by the original customer towards the tool costs. All sales and manufacturing rights remain the property of the SES-STERLING.

SES-STERLING executes all the orders it receives for new items, without research property rights filed. The manufacture and sale of new items are therefore the unique responsibility of the Company who places the order.







type	article number	page	type	article number	page	type	article number	page
15-001	02530002010	A20/50-01	15-204	02590023010	A20/5-03	15-633	02530077010	A20/20-01
15-003	02540023010	A20/50-01	15-205	02590024010	A20/5-03	15-634	02540085010	A20/30-01
15-004	02540045010	A20/50-01	15-206	02590019010	A20/5-03	15-642	02530078010	A20/20-01
15-005	02540006010	A20/30-01	15-306	02530057010	A20/20-01	15-643	02530079010	A20/20-01
15-009	02530001010	A20/20-01	15-307	02540034010	A20/40-01	15-644	02570040010	A20/8-01
15-010	02570020010	A20/8-01	15-309	02570009010	A20/8-01	15-645	02570041010	A20/8-01
15-018	02540001010	A20/40-01	15-318	02530058010	A20/20-01	15-649	02530075010	A20/20-01
15-019	02540052010	A20/30-01	15-320	02530059010	A20/20-01	15-650	02540050010	A20/40-01
15-020	02540002010	A20/40-01	15-321	02540075010	A20/30-01	15-651	02530076010	A20/20-01
15-021	02540024010	A20/40-01	15-326	02540036010	A20/40-01	15-652	02540089010	A20/30-01
15-023	02540003010	A20/40-01	15-327	02540065010	A20/40-01	15-653	02570043010	A20/50-01
15-024	02540053010	A20/30-01	15-329	02530060010	A20/20-01	15-654	02570044010	A20/50-01
15-026	02540004010	A20/40-01	15-344	02540037010	A20/40-01	15-657	02540035010	A20/40-01
15-028	02540078010	A20/30-01	15-354	02530061010	A20/20-01	15-664	02570050010	A20/50-01
15-029	02540055010	A20/30-01	15-360	02540038010	A20/40-01	15-665	02570051010	A20/50-01
15-033	02570001010	A20/8-01	15-377	02570012010	A20/8-01	15-672	02530092010	A20/20-01
15-038	02540025010	A20/50-01	15-378	02540082010	A20/30-01	15-678	02540088010	A20/50-01
15-043	02530004010	A20/20-01	15-380	02530062010	A20/20-01	15-679	02570061010	A20/8-01
15-045	02530005010	A20/20-01	15-383	02530056010	A20/20-01	15-680	02530095010	A20/20-01
15-049	02530008010	A20/20-01	15-385	02540039010	A20/40-01	15-683	02540092010	A20/30-01
15-051	02540008010	A20/40-01	15-386	02540040010	A20/40-01	15-684	02540093010	A20/30-01
15-054	02540011010	A20/40-01	15-388	02540041010	A20/40-01	15-685	02540029010	A20/40-01
15-058	02540026010	A20/50-01	15-391	02530063010	A20/20-01	15-687	02570062010	A20/8-01
15-060	02540046010	A20/50-01	15-393	02570013010	A20/50-01	15-691	02530110010	A20/20-01
15-068	02540027010	A20/40-01	15-394	02570033010	A20/8-01	15-692	02530111010	A20/20-01
15-074	02540064010	A20/30-01	15-395	02570014010	A20/50-01	15-693	02530112010	A20/20-01
15-076	02570003010	A20/8-01	15-398	02570015010	A20/50-01	15-696	02540095010	A20/30-01
15-083	02530013010	A20/20-01	15-399	02570016010	A20/50-01	15-716	02540005010	A20/50-01
15-086	02540059010	A20/30-01	15-401	02560001010	A20/20-01	15-717	02540066010	A20/40-01
15-087	02540060010	A20/30-01	15-402	02560002010	A20/20-01	15-718	02540067010	A20/40-01
15-089	02540012010	A20/40-01	15-403	02560003010	A20/20-01	15-721	02530003010	A20/20-01
15-092	02540061010	A20/40-01	15-405	02560005010	A20/20-01	15-734	02570004010	A20/8-01
15-093	02570005010	A20/8-01	15-410	02530051010	A20/20-01	15-737	02530080010	A20/20-01
15-130	02530014010	A20/20-01	15-411	02530052010	A20/20-01	15-742	02570063010	A20/8-01
15-131	02530015010	A20/20-01	15-412	02530053010	A20/20-01	15-746	02570064010	A20/8-01
15-142	02540013010	A20/40-01	15-519	02570017010	A20/8-01	15-747	02530083010	A20/20-01
15-145	02540014010	A20/40-01	15-520	02540042010	A20/40-01	15-748	02530084010	A20/20-01
15-147	02530016010	A20/20-01	15-533	02540083010	A20/40-01	15-749	02540097010	A20/30-01
15-149	02540015010	A20/40-01	15-537	02540087010	A20/50-01	15-751	02530091010	A20/20-01
15-151	02540021010	A20/40-01	15-538	02530064010	A20/20-01	15-753	02540124010	A20/40-01
15-152	02540071010	A20/30-01	15-539	02570118010	A20/8-01	15-756	02530085010	A20/20-01
15-156	02540022010	A20/40-01	15-560	02540043010	A20/40-01	15-760	02530113010	A20/20-01
15-159	02530017010	A20/20-01	15-561	02530065010	A20/20-01	15-781	02530087010	A20/20-01
15-160	02540072010	A20/30-01	15-565	02570019010	A20/8-01	15-793	02540126010	A20/40-01
15-162	02530032010	A20/50-01	15-579	02530066010	A20/20-01	15-803	02570066010	A20/8-03
15-163	02540073010	A20/30-01	15-580	02570168010	A20/8-01	15-806	02530114010	A20/20-01
15-164	02530018010	A20/20-01	15-592	02530070010	A20/20-01	15-808	02570067010	A20/8-01
15-166	02540074010	A20/30-01	15-595	02570034010	A20/8-01	15-819	02570071010	A20/8-03
15-169	02530019010	A20/20-01	15-596	02530071010	A20/20-01	15-820	02570072010	A20/8-03
15-170	02530020010	A20/20-01	15-602	02530072010	A20/20-01	15-821	02530115010	A20/20-01
15-171	02530021010	A20/20-01	15-605	02540084010	A20/40-01	15-822	02530117010	A20/20-01
15-172	02530022010	A20/20-01	15-608	02530073010	A20/20-01	15-827	02540127010	A20/40-01
15-186	02540081010	A20/30-01	15-610	02570035010	A20/8-03	15-832	02530118010	A20/20-01
15-187	02570008010	A20/8-01	15-611	02570036010	A20/8-01	15-833	02530119010	A20/20-01
15-190	02560010010	A20/20-01	15-612	02570037010	A20/8-01	15-834	02530120010	A20/20-01
15-199	02540032010	A20/40-01	15-613	02570038010	A20/8-01	15-836	02530121010	A20/20-01
15-201	02590020010	A20/5-03	15-614	02570039010	A20/8-01	15-853	02570073010	A20/8-01+04
15-202	02590021010	A20/5-03	15-615	02540044010	A20/40-01	15-854	02570075010	A20/8-01+04
15-203	02590022010	A20/5-03	15-630	02540049010	A20/40-01			





A21

Injected mouldings in
PLIOPRENE TPE



Injected mouldings in PLIOPRENE TPE



SES-STERLING markets injected mouldings made of TPE material under the name PLIOPRENE.

TPE is a thermoplastic elastomer with exceptional properties.

PLIOPRENE TPE looks like rubber and is used instead of PVC for applications requiring better resistance to high and low temperatures and offers greater flexibility and elasticity.

page	type	material	temperatures	colours	specifications	halogen free		
Standard grommets								
A21/1-01	DK-TPE	TPE type PP/EPDM	-50 to + 125°C	black	with hole	yes		
A21/1-03	DKF-TPE				blind membrane to perforate			
	DKP-TPE				perforated membrane			
Passe-fils à membrane								
A21/2-01	DG-TPE	TPE type PP/EPDM	-50 to + 125°C	black light grey	normal membrane	yes		
	DGC-TPE			black	cross-cut membrane			
	DG-TPE			black	perforated membrane special membrane			
Sealing grommets								
A21/2-03	DGX-TPE	TPE	-50 to +125°C	black light grey	metric or PG IP67	yes		
A21/2-04	DGX-MULTI TPE							
Special grommets								
A21/3-01	Strain relief grommets	TPE type PP/EPDM	-50 to +125°C	black		yes		
A21/3-03	Buffers and special grommets							
	Bushes							
A21/3-04	DO TPE						oval for flat wire	
A21/4-01	Boots						for male push-on terminals for female flag crimp terminals for female push-on terminals	

Standard grommets DK-TPE in black PLIOPRENE TPE



PLIOPRENE TPE



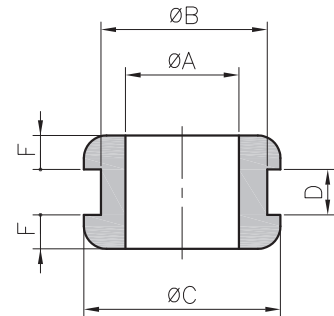
DK-DKF-DKP TPE

Material: TPE type PP/EPDM
Colour: black
Operating temperatures: -50 to +125°C
Tensile strength at break: > 4,5 MPa
Ultimate elongation: > 300%
Dielectric strength: 35 kV/mm
Flame resistance: HB UL94
Specification: halogen free




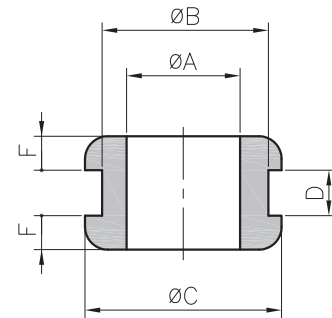
• Grommets DK-TPE with hole

type	article number	dimensions (mm)					pcs
		Ø A	Ø B	Ø C	D	F	
DK-TPE 2/5/8-1	0145 0001 010	2	5	8	1	1,5	100
DK-TPE 2/5/8-1,5	0145 0002 010	2	5	8	1,5	1,5	100
DK-TPE 2/5/8-2	0145 0003 010	2	5	8	2	1,5	100
DK-TPE 3/5/8-1	0145 0004 010	3	5	8	1	1,5	100
DK-TPE 3/5/8-1,5	0145 0005 010	3	5	8	1,5	1,5	100
DK-TPE 3/5/8-2	0145 0006 010	3	5	8	2	1,5	100
DK-TPE 4/6/11-4	0145 0090 010	4	6	11	4	2	100
DK-TPE 4/8/11-1	0145 0007 010	4	8	11	1	2	100
DK-TPE 4/8/11-1,5	0145 0008 010	4	8	11	1,5	2	100
DK-TPE 4/8/11-2	0145 0009 010	4	8	11	2	2	100
DK-TPE 4,5/8/11-1,5	0145 0128 010	4,5	8	11	1,5	2	100
DK-TPE 4,8/8/12-1,5	0145 0124 010	4,8	8	12	1,5	2	100
DK-TPE 5/7/11-3	0145 0085 010	5	7	11	3	2	100
DK-TPE 5/8/11-1	0145 0010 010	5	8	11	1	2	100
DK-TPE 5/8/11-1,5	0145 0011 010	5	8	11	1,5	2	100
DK-TPE 5/8/11-2	0145 0012 010	5	8	11	2	2	100
DK-TPE 5,5/8/12-1,5	0145 0013 010	5,5	8	12	1,5	2	100
DK-TPE 5,5/9/12-1	0145 0014 010	5,5	9	12	1	2	100
DK-TPE 5,5/9/12-1,5	0145 0015 010	5,5	9	12	1,5	2	100
DK-TPE 5,5/9/12-2	0145 0016 010	5,5	9	12	2	2	100
DK-TPE 5,5/9/12-3	0145 0017 010	5,5	9	12	3	2	100
DK-TPE 6/8/12-1,5	0145 0018 010	6	8	12	1,5	2	100
DK-TPE 6/9/12-1	0145 0019 010	6	9	12	1	2	100
DK-TPE 6/9/12-1,5	0145 0020 010	6	9	12	1,5	2	100
DK-TPE 6/9/12-2	0145 0021 010	6	9	12	2	2	100
DK-TPE 6/9/12-3	0145 0022 010	6	9	12	3	2	100
DK-TPE 6/9/12-4	0145 0091 010	6	9	12	4	2	100
DK-TPE 6/9/12-5	0145 0092 010	6	9	12	5	2	100
DK-TPE 6/9/12-6	0145 0093 010	6	9	12	6	2	100
DK-TPE 6/9/12-7	0145 0094 010	6	9	12	7	2	100
DK-TPE 6/9/12-8	0145 0095 010	6	9	12	8	2	100
DK-TPE 6/9/12-9	0145 0096 010	6	9	12	9	2	100
DK-TPE 6/12/18-2	0145 0023 010	6	12	18	2	2,5	100
DK-TPE 6/13/18-7	0145 0097 010	6	13	18	7	2,5	100
DK-TPE 6/14/18-1	0145 0024 010	6	14	18	1	2,5	100
DK-TPE 7/10/14-1	0145 0025 010	7	10	14	1	2,5	100
DK-TPE 7/10/14-1,5	0145 0026 010	7	10	14	1,5	2,5	100
DK-TPE 7/10/14-2	0145 0027 010	7	10	14	2	2,5	100
DK-TPE 7/10/14-3	0145 0028 010	7	10	14	3	2,5	100
DK-TPE 7/12/16-1	0145 0029 010	7	12	16	1	2,5	100
DK-TPE 7/14/18-1	0145 0030 010	7	14	18	1	2,5	100
DK-TPE 7/14/18-2	0145 0031 010	7	14	18	2	2,5	100
DK-TPE 7/14/18-3	0145 0032 010	7	14	18	3	2,5	100



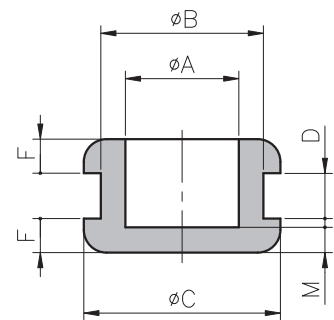
• Grommets DK-TPE with hole

type	artide number	dimensions (mm)					F	 pces
		Ø A	Ø B	Ø C	D	F		
DK-TPE 8/10/14-1	0145 0033 010	8	10	14	1	2,5	100	
DK-TPE 8/10/14-1,5	0145 0034 010	8	10	14	1,5	2,5	100	
DK-TPE 8/10/14-2	0145 0035 010	8	10	14	2	2,5	100	
DK-TPE 8/10/14-3	0145 0036 010	8	10	14	3	2,5	100	
DK-TPE 8/12/16-1	0145 0037 010	8	12	16	1	2,5	100	
DK-TPE 8/12/16-1,5	0145 0038 010	8	12	16	1,5	2,5	100	
DK-TPE 8/12/16-2	0145 0039 010	8	12	16	2	2,5	100	
DK-TPE 8/12/16-3	0145 0040 010	8	12	16	3	2,5	100	
DK-TPE 8/14/18-1	0145 0041 010	8	14	18	1	2,5	100	
DK-TPE 8/14/18-2	0145 0042 010	8	14	18	2	2,5	100	
DK-TPE 8/14/18-3	0145 0043 010	8	14	18	3	2,5	100	
DK-TPE 9/12/16-1	0145 0044 010	9	12	16	1	2,5	100	
DK-TPE 9/12/16-1,5	0145 0045 010	9	12	16	1,5	2,5	100	
DK-TPE 9/12/16-2	0145 0046 010	9	12	16	2	2,5	100	
DK-TPE 9/12/16-3	0145 0047 010	9	12	16	3	2,5	100	
DK-TPE 9/14/18-1	0145 0048 010	9	14	18	1	2,5	100	
DK-TPE 9/14/18-2	0145 0049 010	9	14	18	2	2,5	100	
DK-TPE 9/14/18-3	0145 0050 010	9	14	18	3	2,5	100	
DK-TPE 10/12/16-1	0145 0051 010	10	12	16	1	2,5	100	
DK-TPE 10/12/16-1,5	0145 0052 010	10	12	16	1,5	2,5	100	
DK-TPE 10/12/16-2	0145 0053 010	10	12	16	2	2,5	100	
DK-TPE 10/12/16-3	0145 0054 010	10	12	16	3	2,5	100	
DK-TPE 10/18/22-1	0145 0055 010	10	18	22	1	2,5	100	
DK-TPE 10/18/22-2	0145 0056 010	10	18	22	2	2,5	100	
DK-TPE 10/18/22-3	0145 0057 010	10	18	22	3	2,5	100	
DK-TPE 10/18/22-4	0145 0058 010	10	18	22	4	2,5	100	
DK-TPE 11/18/22-1	0145 0059 010	11	18	22	1	2,5	100	
DK-TPE 11/18/22-2	0145 0060 010	11	18	22	2	2,5	100	
DK-TPE 11/18/22-3	0145 0061 010	11	18	22	3	2,5	100	
DK-TPE 11/18/22-4	0145 0062 010	11	18	22	4	2,5	100	
DK-TPE 12/18/22-1	0145 0063 010	12	18	22	1	2,5	100	
DK-TPE 12/18/22-2	0145 0064 010	12	18	22	2	2,5	100	
DK-TPE 12/18/22-3	0145 0065 010	12	18	22	3	2,5	100	
DK-TPE 12/18/22-4	0145 0066 010	12	18	22	4	2,5	100	
DK-TPE 14/22/27-1	0145 0067 010	14	22	27	1	3	100	
DK-TPE 14/22/27-1,5	0145 0068 010	14	22	27	1,5	3	100	
DK-TPE 14/22/27-2	0145 0069 010	14	22	27	2	3	100	
DK-TPE 14/22/27-3	0145 0070 010	14	22	27	3	3	100	
DK-TPE 14/22/27-4	0145 0071 010	14	22	27	4	3	100	
DK-TPE 16/22/27-1	0145 0072 010	16	22	27	1	3	100	
DK-TPE 16/22/27-1,5	0145 0073 010	16	22	27	1,5	3	100	
DK-TPE 16/22/27-2	0145 0074 010	16	22	27	2	3	100	
DK-TPE 16/22/27-3	0145 0075 010	16	22	27	3	3	100	
DK-TPE 16/22/27-4	0145 0076 010	16	22	27	4	3	100	
DK-TPE 18/22/27-1	0145 0077 010	18	22	27	1	3	100	
DK-TPE 18/22/27-1,5	0145 0078 010	18	22	27	1,5	3	100	
DK-TPE 18/22/27-2	0145 0079 010	18	22	27	2	3	100	
DK-TPE 18/22/27-3	0145 0080 010	18	22	27	3	3	100	
DK-TPE 18/22/27-4	0145 0081 010	18	22	27	4	3	100	



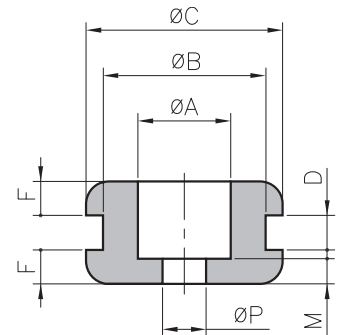
• **Grommets DKF-TPE, blind (with membrane to perforate)**

type	article number	dimensions (mm)						pcs
		Ø A	Ø B	Ø C	D	F	M	
DKF-TPE 5/7/11-3	0145 0098 010	5	7	11	3	2	0,7	100
DKF-TPE 5,5/9/12-3	0145 0101 010	5,5	9	12	3	2	2	100
DKF-TPE 6/9/12-3	0145 0102 010	6	9	12	3	2	2	100
DKF-TPE 6/14/18-1	0145 0103 010	6	14	18	1	2,5	2	100
DKF-TPE 7/14/18-3	0145 0104 010	7	14	18	3	2,5	2,5	100
DKF-TPE 8/14/18-3	0145 0105 010	8	14	18	3	2,5	2	100
DKF-TPE 9/12/16-2	0145 0120 010	9	12	16	2	2,5	2	100
DKF-TPE 9/14/18-3	0145 0106 010	9	14	18	3	2,5	2	100
DKF-TPE 10/18/22-3	0145 0107 010	10	18	22	3	2,5	2	100
DKF-TPE 10/18/22-4	0145 0108 010	10	18	22	4	2,5	2	100
DKF-TPE 11/18/22-3	0145 0109 010	11	18	22	3	2,5	2	100
DKF-TPE 11/18/22-4	0145 0110 010	11	18	22	4	2,5	2	100
DKF-TPE 12/18/22-3	0145 0111 010	12	18	22	3	2,5	2	100
DKF-TPE 12/18/22-4	0145 0112 010	12	18	22	4	2,5	2	100



• **Grommets DKP-TPE (with perforated membrane)**

type	article number	dimensions (mm)							pcs
		Ø A	Ø B	Ø C	D	F	M	Ø P	
DKP-TPE 3-5/7/11-3	0145 0127 010	5	7	11	3	2,0	0,7	3	100
DKP-TPE 3-7/14/18-3	0145 0088 010	7	14	18	3	2,5	2,5	3	100
DKP-TPE 3-9/12/16-2	0145 0123 010	9	12	16	2	2,5	2	3	100
DKP-TPE 6,5-8/12/16-2	0145 0083 010	8	12	16	2	2,5	1	6,5	100
DKP-TPE 3,1-9/14/18-3	0145 0086 010	9	14	18	3	2,5	2	3,1	100
DKP-TPE 5,5-9/14/18-3	0145 0087 010	9	14	18	3	2,5	2	5,5	100
DKP-TPE 6-10/18/22-3	0145 0122 010	10	18	22	3	2,5	2	6	100
DKP-TPE 7-10/18/22-3	0145 0125 010	10	18	22	3	2,5	2	7	100
DKP-TPE 8-10/18/22-3	0145 0089 010	10	18	22	3	2,5	2	8	100
DKP-TPE 9-10/18/22-3	0145 0126 010	10	18	22	3	2,5	2	9	100



DG-TPE

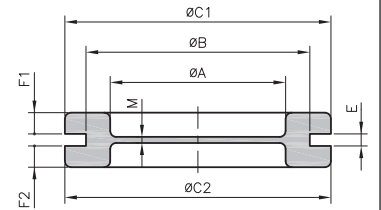
Material: TPE type PP/EPDM
Colours: black - light grey
Operating temperatures: -50 to +125°C
Tensile strength at break: > 4,5 MPa
Ultimate elongation: > 300 %
Dielectric strength: 35 kV/mm
Flame resistance: HB UL94 (internal test)
Specification: halogen free

Applications: grommets with membrane allowing closure of unused entries.
 They ensure a semi-sealing against dust when cables or conduits pass through their membrane.



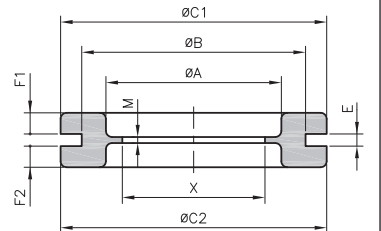

• Membrane grommets

type	article number		dimensions (mm)								pcs
	black 010	grey 025	Ø A	Ø B	Ø C1	Ø C2	E	F1	F2	M	
DG-TPE 9	0144 0010 010	0144 0010 025	9	15	20	18	2	2,5	2,5	1	100
DG-TPE 11	0144 0020 010	0144 0020 025	11	18	22,5	21,5	2	2,5	2,5	1	100
DG-TPE 13,5	0144 0030 010	0144 0030 025	13,5	20	24	24	2	2,5	2,5	1	100
DG-TPE 16	0144 0040 010	0144 0040 025	16	22	27,5	26	2	2,7	2,7	1	100
DG-TPE 21	0144 0050 010	0144 0050 025	21	28	34,5	34,5	2	3	3	1	100
DG-TPE 21/E1	0144 0051 010	-	21	28	34,5	34,5	1	4	3	1,2	100
DG-TPE 29	0144 0060 010	-	29	37	43,5	43,5	2,2	3,7	3,7	1,3	50
DG-TPE 36	0144 0070 010	-	35,5	47	52,5	52,5	2,5	3,8	3,8	1,3	50
DG-TPE 48	0144 0080 010	-	47	59	67	67	2,5	4	4	1,5	50
DG-TPE M20	0144 0401 010	0144 0401 025	13,5	20	24	24	2	2,5	2,5	1	100
DG-TPE M25	0144 0402 010	0144 0402 025	21	25	34,5	31,5	2	3	3	1	100
DG-TPE M32	0144 0403 010	0144 0403 025	29	32	43,5	39	2,2	3,7	3,7	1,3	100



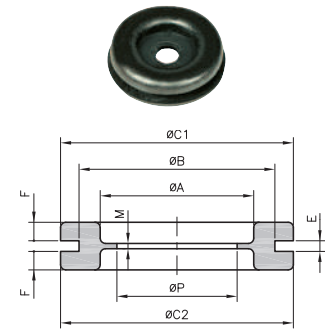
• Cross-cut membrane grommets (other cuts upon request)

type	article number black 010	dimensions (mm)								pcs	
		Ø A	Ø B	Ø C1	Ø C2	E	F1	F2	M		X
DGC-TPE 9	0144 0211 010	9	15	20	18	2	2,5	2,5	1	8	100
DGC-TPE 11	0144 0221 010	11	18	22,5	21,5	2	2,5	2,5	1	10	100
DGC-TPE 13,5	0144 0231 010	13,5	20	24	24	2	2,5	2,5	1	10	100
DGC-TPE 16	0144 0241 010	16	22	27,5	26	2	2,7	2,7	1	14	100
DGC-TPE 21	0144 0253 010	21	28	34,5	34,5	2	3	3	1	17	100
DGC-TPE 21/E1	0144 0310 010	21	28	34,5	34,5	1	4	3	1,2	19,5	100
DGC-TPE 29	0144 0262 010	29	37	43,5	43,5	2,2	3,7	3,7	1,3	25	50
DGC-TPE 36	0144 0290 010	35,5	47	52,5	52,5	2,5	3,8	3,8	1,3	32	50
DGC-TPE 48	0144 0301 010	47	59	67	67	2,5	4	4	1,5	42	50



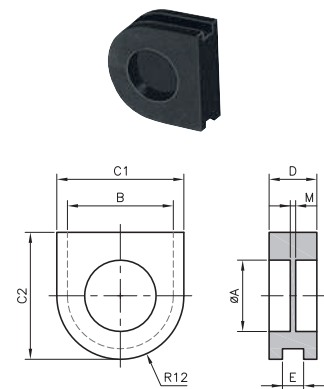
• Grommets with perforated membrane (other cuts upon request)

type	article number	dimensions (mm)								pieces
	black	Ø A	Ø B	Ø C1	Ø C2	E	F	M	Ø P	
	010									
DG-TPE 11/4,5	0144 0220 010	11	18	22,5	21,5	2	2,5	1	4,5	100
DG-TPE 16/10	0144 0240 010	16	22	27,5	26	2	2,7	1	10	100
DG-TPE 21/18	0144 0250 010	21	28	34,5	34,5	2	3	1	18	100
DG-TPE 21/20	0144 0251 010	21	28	34,5	34,5	2	3	1	20	100



• Special membrane grommets

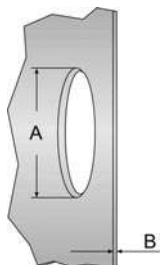
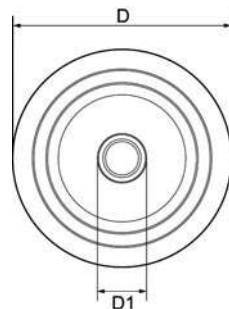

type	article number	dimensions (mm)							pieces
	black	Ø A	B	C1	C2	D	E	M	
	010								
DG-TPE 12-747	0146 0320 010	13,5	20	24	24	9	4	1	100
DG-TPE 12-1475	0146 0321 010	13,5	20	24	24	9	2	1	100



DGX-TPE

Material: TPE
Colour: black - light grey
Operating temperature: -50 to + 125°C
Protection: IP 67
Specification: halogen free

Applications: sealing grommet is very flexible, simple and quick to assemble without tools, even on curved surfaces. It adapts to the cable diameter and ensures its protection. It can be used as a stopper.



art. no.

black
010

light grey
025

for cable Ø
mm

A
mm

B
mm

D*
mm

D1
mm

H
mm

H1
mm

H2*
mm

pces

• Serie DGX metric




type	black	light grey	for cable Ø	A	B	D*	D1	H	H1	H2*	pces
	010	025	mm	mm	mm	mm	mm	mm	mm	mm	
DGX-M16-TPE	0144 0701 010	0144 0701 025	5 - 10	16,5	0,5 - 3	23,5	4	11	4	6,75	50
DGX-M20-TPE	0144 0702 010	0144 0702 025	6 - 13	20,5	0,5 - 3	27,5	5	11	4	6,75	50
DGX-M25-TPE	0144 0703 010	0144 0703 025	8 - 17	25,5	0,5 - 3,5	32,5	7	11	4	6,75	50
DGX-M32-TPE	0144 0704 010	0144 0704 025	12 - 24	32,5	0,5 - 4,5	39,5	11	11	4	6,75	25
DGX-M40-TPE	0144 0705 010	0144 0705 025	19 - 31	40,5	1,5 - 4,5	47,5	18	13,5	4,84	7,41	25

• Serie DGX PG

type	black	light grey	for cable Ø	A	B	D*	D1	H	H1	H2*	pces
	010	025	mm	mm	mm	mm	mm	mm	mm	mm	
DGX-PG9-TPE	0144 0711 010	0144 0711 025	5 - 10	16	0,5 - 3	24	4	11	4	6,75	50
DGX-PG11-TPE	0144 0712 010	0144 0712 025	6 - 12	19	0,5 - 3	26	5	11	4	6,75	50
DGX-PG16-TPE	0144 0713 010	0144 0713 025	8 - 15	23	0,5 - 3,5	30	7	11	4	6,75	50
DGX-PG21-TPE	0144 0714 010	0144 0714 025	10 - 20	29	0,5 - 4,5	36	9	11	4	6,75	25
DGX-PG29-TPE	0144 0715 010	0144 0715 025	18 - 27	38	1,5 - 4,5	45	17	13,5	4,84	7,41	25

* variable according to the wall thickness

Assembly principle







DGX-MULTI TPE

Material: TPE
Colour: black - light grey
Operating temperature: -50 to + 125°C
Protection: IP 67

Applications: sealing grommet is very flexible, simple and quick to assemble without tools. Allow the passage of 4 cables while maintaining the seal. It adapts to the cable diameters and protects them. It can be used as a stopper.

Flame resistance V0 UL94 on request for 3-hole models.



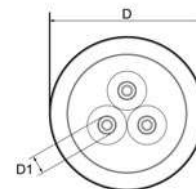
type	art. no.		for cable Ø mm	A mm	B mm	D* mm	D1 mm	H mm	H1 mm	H2* mm	 pcs
	black 010	light grey 025									

• Serie DGX-MULTI metric - 3 holes

DGX-MULTI M20-TPE	0144 0722 010	0144 0722 025	3x 4 - 7	20,5	0,5 - 3	27,5	3	11	4	6,75	50
DGX-MULTI M25-TPE	0144 0723 010	0144 0723 025	3x 4 - 9	25,5	0,5 - 3,5	32,5	3	11	4	6,75	50

• Serie DGX-MULTI PG - 3 holes

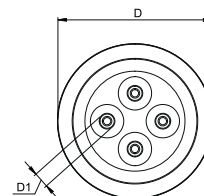
DGX-MULTI PG11-TPE	0144 0732 010	0144 0732 025	3x 4 - 6	19	0,5 - 3	26	3	11	4	6,75	50
DGX-MULTI PG16-TPE	0144 0733 010	0144 0733 025	3x 4 - 8	23	0,5 - 3,5	30	3	11	4	6,75	50



• Szrie DGX-MULTI metric - 4 holes




DGX-MULTI M25-TPE	0144 0724 010	0144 0724 025	4x 3,3-7,3	25,5	1 - 3,5	32,5	3	11	4	6,75	50
-------------------	---------------	---------------	------------	------	---------	------	---	----	---	------	----

New



* variable according to the wall thickness

Assembly principle



Strain relief grommets in black PLIOPRENE TPE

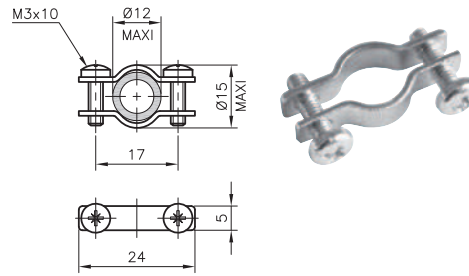


PLIOPRENE TPE

-50 to +125°C




type	artide number	pcs
12-542 TPE	0146 0130 010	100
12-552 TPE	0146 0140 010	100
12-553 TPE	0146 0150 010	100
12-581 TPE	0146 0160 010	100
12-582 TPE	0146 0170 010	100
12-583 TPE	0146 0180 010	100
12-598 TPE	0146 0190 010	100
12-599 TPE	0146 0200 010	100
12-600 TPE	0146 0210 010	100
12-908 TPE	0146 0220 010	100
12-1372 TPE	0146 0225 010	50
12-1374 TPE	0146 0230 010	100
12-1392 TPE	0146 0240 010	100
12-1459 TPE	0146 0259 010	100
12-1462 TPE	0146 0250 010	100
12-1466 TPE	0146 0251 010	100
12-1584 TPE	0146 0261 010	100



16-900
0684 0054 000

Metal clamp for strain relief grommets

12-542 ; 12-582 ; 12-583 ; 12-908
16-900 0684 0054 000 100

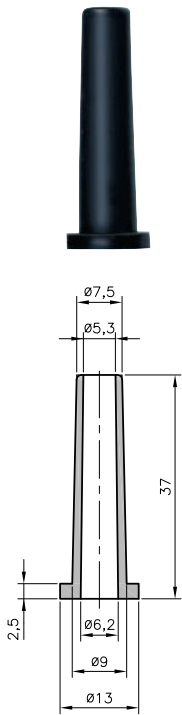


Strain relief grommets
in black PLIOPRENE TPE

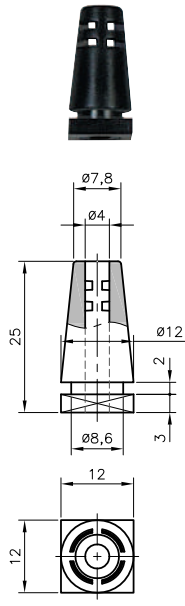


PLIOPRENE TPE

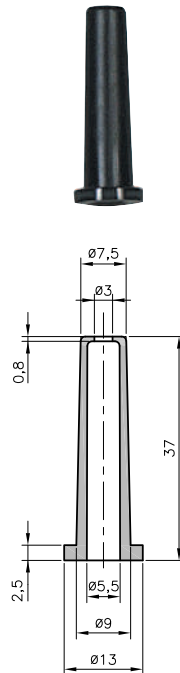
-50 to +125°C



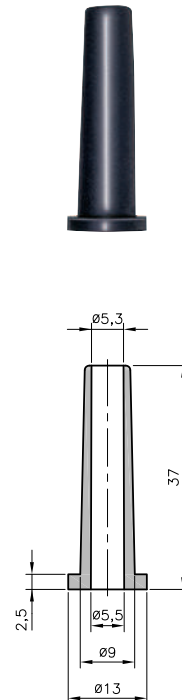
12-1466
0146 0251 010



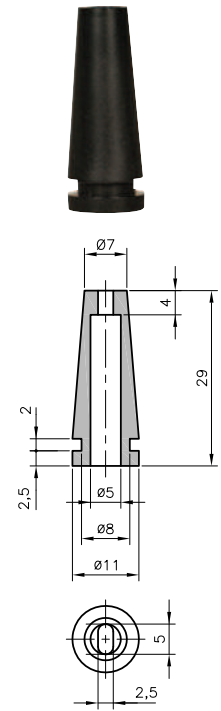
12-1392
0146 0240 010



12-1462
0146 0250 010



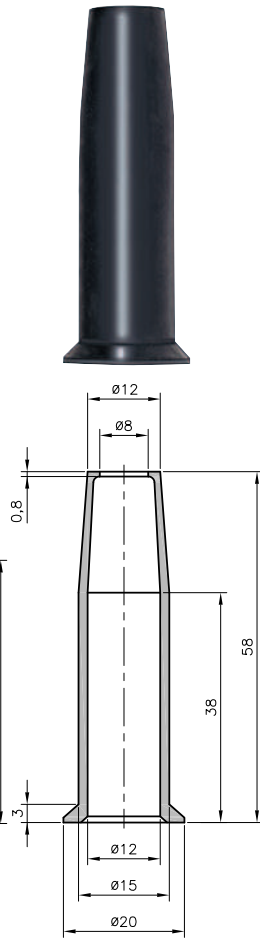
12-600
0146 0210 010



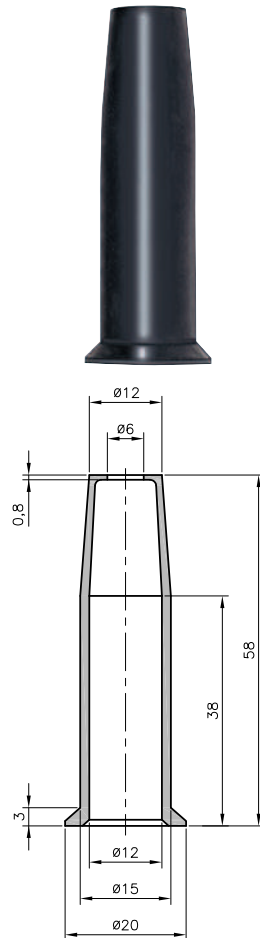
12-1374
0146 0230 010



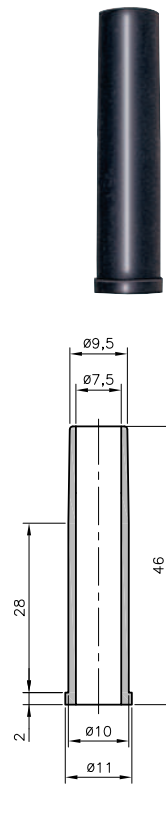
12-908
0146 0220 010



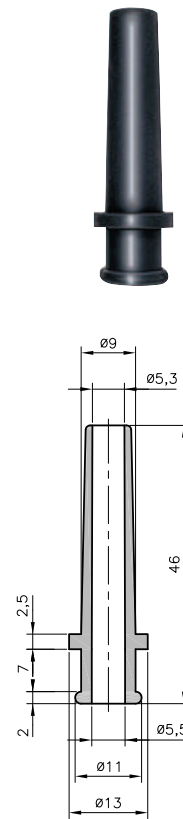
12-552
0146 0140 010



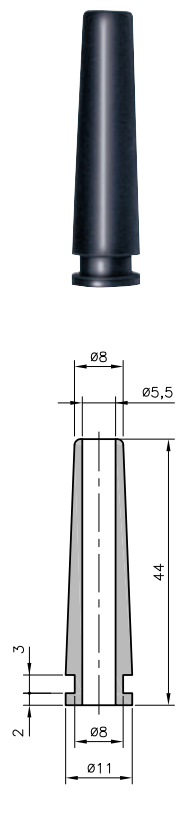
12-1584
0146 0261 010



12-553
0146 0150 010



12-583
0146 0180 010

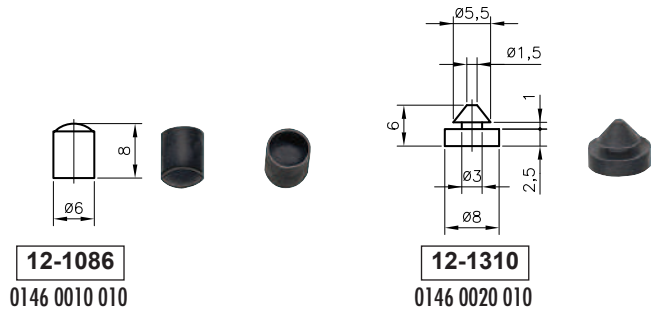


12-599
0146 0200 010



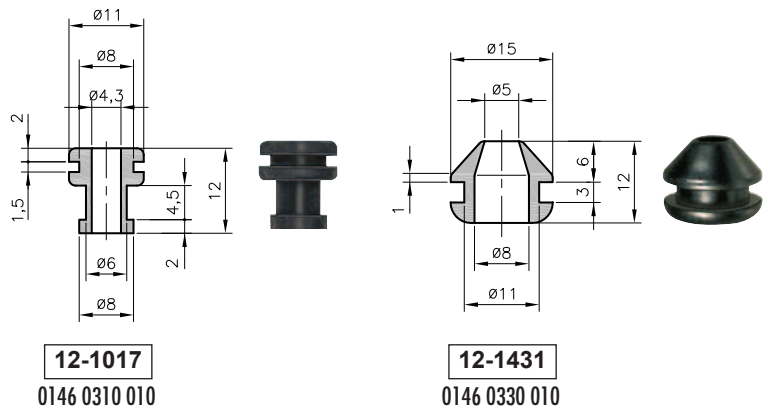
• Buffers or feet in black Plioprene (-50 to +125°C)

type	artide number	pces
12-1086 TPE	0146 0010 010	100
12-1310 TPE	0146 0020 010	100



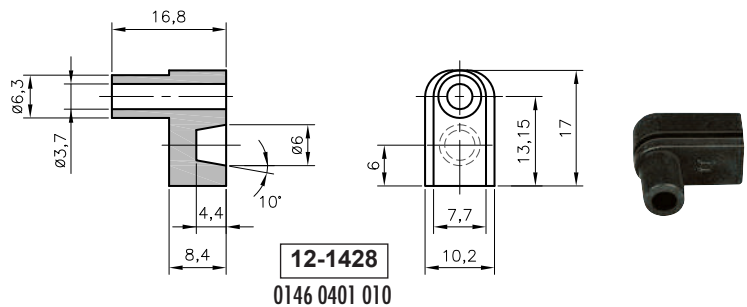
• Special grommet in black Plioprene (-50 to +125°C)

type	artide number	pces
Special grommet		
12-1017 TPE	0146 0310 010	100
12-1431 TPE	0146 0330 010	100



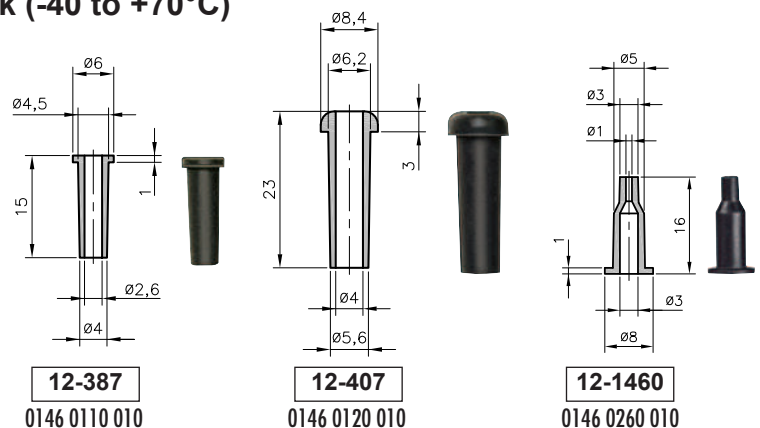
Cable grommet

12-1428 TPE	0146 0401 010	100
-------------	---------------	-----



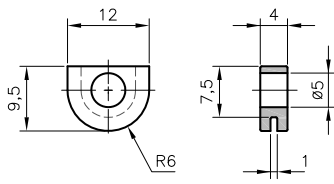



• Bushes in Plioprene very flexible, black (-40 to +70°C)

type	artide number	pces
12-387 TPE	0146 0110 010	100
12-407 TPE	0146 0120 010	100




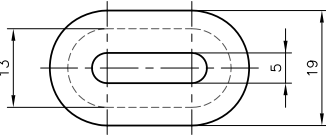

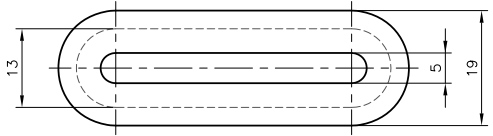
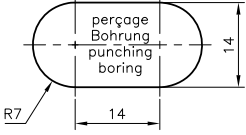
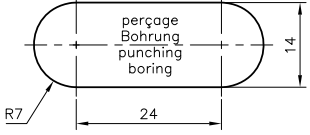
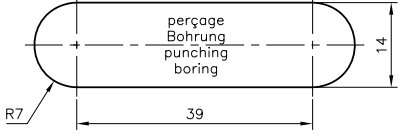


The use of SES-STERLING crimping tools makes it easier to fit :
12-387 and 12-1460 with KP1 or KY1 sleeving tools
12-407 with KP2 or KY2 Crimping tools
See pages D1/1-...

• Special grommet in black Plioprene

type	article number	pcs	
12-1461 TPE	0146 0331 010	100	  <p>12-1461 0146 0331 010</p>
12-1480 TPE	0146 0332 010	50	  <p>12-1480 0146 0332 010</p>

• Oval DO-TPE grommets in black Plioprene for flat wire protection

type	article number	pcs	
DO-TPE 19/27/33/3	0144 0351 010	100	  
DO-TPE 29/37/43/3	0144 0352 010	100	
DO-TPE 44/52/58/3	0144 0353 010	100	
			  
			  
			<p>DO 19/27/33/3 0144 0351 010</p> <p>DO 29/37/43/3 0144 0352 010</p> <p>DO 44/52/58/3 0144 0353 010</p>

Boots
in black PLIOPRENE TPE



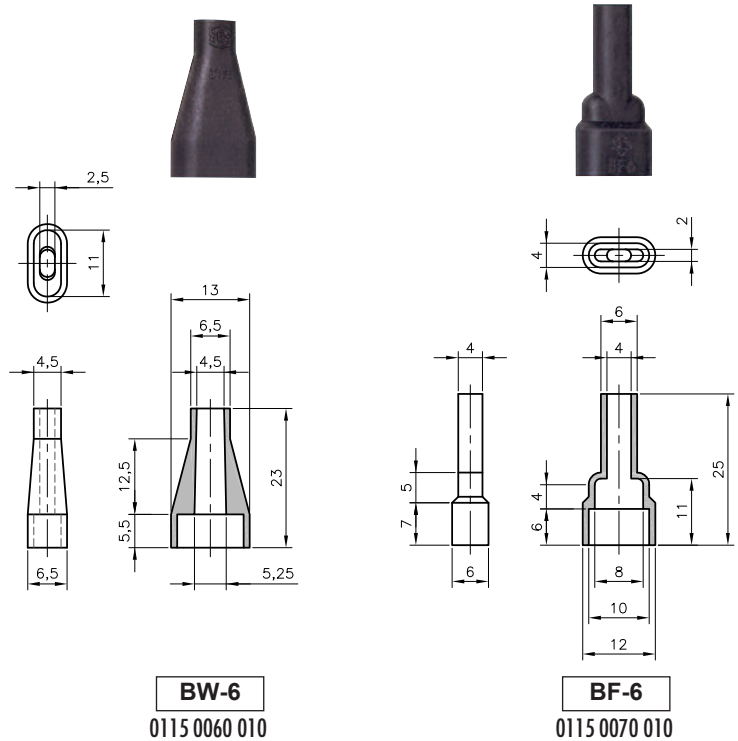
PLIOPRENE TPE

-50 to +125°C



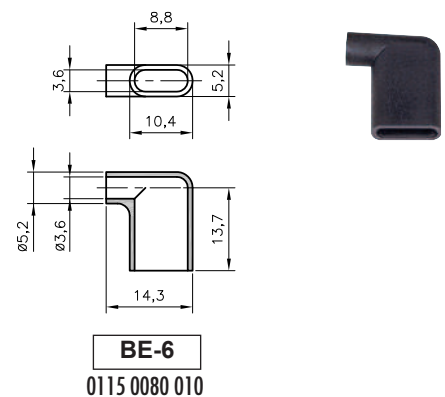
• Boots for male push-on-terminals (right)

type	artide number	for crimps	Ø OF wireS mm	pcs
BW-6 TPE	0115 0060 010	6,3	3,6	500
BF-6 TPE	0115 0070 010	6,3	3,6	500



• Boots for female flag crimp terminals

type	artide number	for crimps	Ø of wires mm	pcs
BE-6 TPE	0115 0080 010	6,3	3,6	500



D6/3-02 - Receptacle



Boots

in black PLIOPRENE TPE



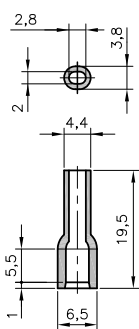
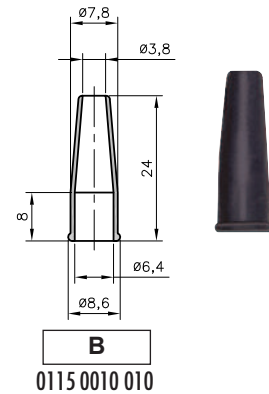
PLIOPRENE TPE

-50 to +125°C

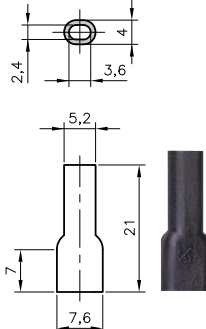


• Boots for female push-on-terminals (right)

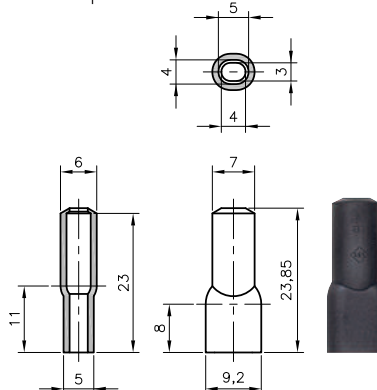
type	article number	for crimps	Ø of wires mm	pcs
B-TPE	0115 0010 010	6,3	4	500
B-3 TPE	0115 0020 010	2,8	2,8	500
B-4 TPE	0115 0030 010	4,8	3,2	500
B-5 TPE	0115 0040 010	5 AMP	4,5	500
B-6 TPE	0115 0050 010	6,3	3,6	500
BL-6 TPE	0115 0090 010	6,3	3,2	500
BK-6 TPE	0115 0100 010	6,3	3,2	500
BM-6 TPE	0115 0110 010	6,3	5	500
BN-6 TPE	0115 0120 010	6,3	5	500



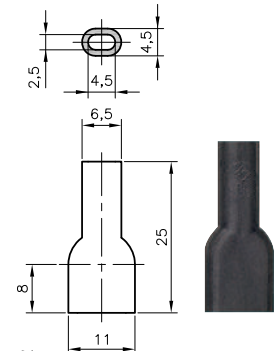
B-3
0115 0020 010



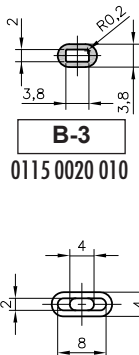
B-4
0115 0030 010



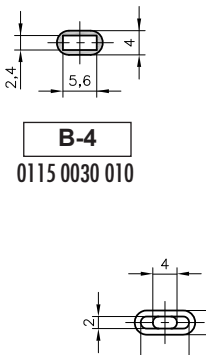
B-5
0115 0040 010



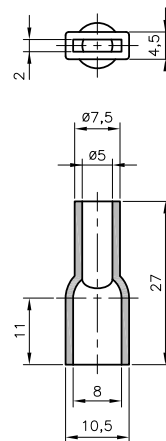
B-6
0115 0050 010



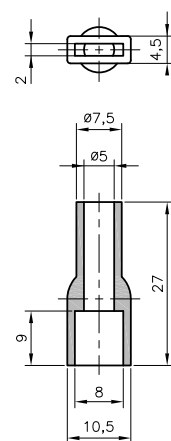
BL-6
0115 0090 010



BK-6
0115 0100 010



BM-6
0115 0110 010



BN-6
0115 0120 010



D6/3-02 - Receptacle





A22

PLIO® injected parts
in plastic



page	type	material	operating temperatures	colours	specifications	halogene free					
Standard grommet											
A22/1-01	DK-PVC	flexible PVC	-30 to +70°C	black	perforated	no					
A22/2-01	DR-PVC				radiused edges						
	DKF-PVC				blind (with membrane to perforate)						
	DKP-PVC				perforated membrane						
Oval grommets											
A22/4-01	DO-PVC	flexible PVC	-30 to +70°C	black grey	oval for flat cables	no					
Membrane grommets											
A22/5-01	DG-PVC	flexible PVC	-30 to +70°C	black light grey white (according to model)	membrane	no					
	DGC-PVC				membrane cross-cut						
A22/5-02	DG-PVC				perforated membrane						
	DG-PVC				special with membrane						
	DGC-PVC				special with cross-cut membrane						
	14-14xx				special						
A22/5-03	DG-MS				Bi-material: TPE and PP		-30 to +80°C	light grey	hexagonal, to be screwed on, with membrane	yes	
	DG-MT				Bi-material: TPE and PE		-40 to +80°C		circular, clip-on with membrane IP66		
A22/5-04	PLIOFIX	TPE and PA	-20 to +125°C	black grey	with membrane IP65 / IP67						



page	type	material	operating temperatures	colours	specifications	halogene free	
Special grommets							
A22/6-01	PLIOCAP	PE	-50 to +85°C	black grey	definitive fixing	yes	
		PP	-40 to +85°C		removable		
		PA 6.6	-40 to +110°C				
Modular grommet							
A22/7-01	FL13 FL21	Bi-material: PP fibreglass reinforced and TPE	-20 to +125°C	light grey	IP65 EN 60529:1991+A1 EN 60670-1:2005	yes	
Protector and strain relief bushes							
A22/10-01 A22/11-01	PLIO®	PVC	-30 to +70°C	black	-	no	
Strain relief bushes							
A22/20-01	DM-SES	PA 6	-20 to +70°C	black white	bushes V2 UL94	yes	
Terminal boots							
A22/30-01	PLIO®	PVC	-25 to +75°C	black - transparent - white - blue - green - yellow - orange - brown - red - purple - grey	for straight female push-on terminals for straight male push-on terminals for flag female push-on terminals	no	
A22/30-04	PLIO®	PE PA 6 PA 6.6 PP	-50 to +55°C -20 to +70°C -40 to +110°C -20 to +65°C	black natural	for straight female push-on terminals for straight male push-on terminals for flag female push-on terminals assembly after crimping	yes	
A22/31-01	PLIO® BA	PP	-25 to +90°C	natural - white - blue - green - yellow - orange - brown - red - black - grey - pink - lilla	for straight male push-on terminals assembly after crimping		

Standard grommets DK in flexible black PVC



PLIO®



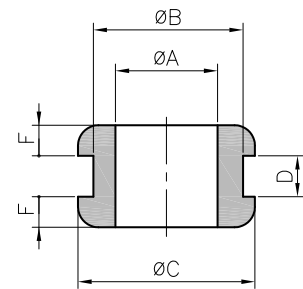
DK-DKF-DR-DKP PVC

Material:	flexible PVC
Colour:	black
Operating temperatures:	-30 to +70°C
Hardness Shore A:	55 ± 5
Tensile strength at break:	8 MPa
Ultimate elongation:	> 250 %
Dielectric strength:	> 20 kV/mm
Flame resistance:	HB UL94



• Series DK, perforated

type	article number	dimensions (mm)						pcs
		Ø A	Ø B	Ø C	D	F		
DK-PVC 2/5/8-1	0107 0001 010	2	5	8	1	1,5	100	
DK-PVC 2/5/8-1,5	0107 0002 010	2	5	8	1,5	1,5	100	
DK-PVC 2/5/8-2	0107 0003 010	2	5	8	2	1,5	100	
DK-PVC 3/5/8-1	0107 0004 010	3	5	8	1	1,5	100	
DK-PVC 3/5/8-1,5	0107 0005 010	3	5	8	1,5	1,5	100	
DK-PVC 3/5/8-2	0107 0006 010	3	5	8	2	1,5	100	
DK-PVC 4/6/11-4	0107 0100 010	4	6	11	4	2	100	
DK-PVC 4/8/11-1	0107 0007 010	4	8	11	1	2	100	
DK-PVC 4/8/11-1,5	0107 0008 010	4	8	11	1,5	2	100	
DK-PVC 4/8/11-2	0107 0009 010	4	8	11	2	2	100	
DK-PVC 4,5/8/11-1,5	0107 0128 010	4,5	8	11	1,5	2	100	
DK-PVC 4,8/8/12-1,5	0107 0123 010	4,8	8	12	1,5	2	100	
DK-PVC 5/7/11-3	0107 0110 010	5	7	11	3	2	100	
DK-PVC 5/8/11-1	0107 0010 010	5	8	11	1	2	100	
DK-PVC 5/8/11-1,5	0107 0011 010	5	8	11	1,5	2	100	
DK-PVC 5/8/11-2	0107 0012 010	5	8	11	2	2	100	
DK-PVC 5,5/8/12-1,5	0107 0013 010	5,5	8	12	1,5	2	100	
DK-PVC 5,5/9/12-1	0107 0014 010	5,5	9	12	1	2	100	
DK-PVC 5,5/9/12-1,5	0107 0015 010	5,5	9	12	1,5	2	100	
DK-PVC 5,5/9/12-2	0107 0016 010	5,5	9	12	2	2	100	
DK-PVC 5,5/9/12-3	0107 0017 010	5,5	9	12	3	2	100	
DK-PVC 6/8/12-1,5	0107 0069 010	6	8	12	1,5	2	100	
DK-PVC 6/9/12-1	0107 0018 010	6	9	12	1	2	100	
DK-PVC 6/9/12-1,5	0107 0019 010	6	9	12	1,5	2	100	
DK-PVC 6/9/12-2	0107 0020 010	6	9	12	2	2	100	
DK-PVC 6/9/12-3	0107 0021 010	6	9	12	3	2	100	
DK-PVC 6/9/12-4	0107 0090 010	6	9	12	4	2	100	
DK-PVC 6/9/12-5	0107 0091 010	6	9	12	5	2	100	
DK-PVC 6/9/12-6	0107 0092 010	6	9	12	6	2	100	
DK-PVC 6/9/12-7	0107 0093 010	6	9	12	7	2	100	
DK-PVC 6/9/12-8	0107 0094 010	6	9	12	8	2	100	
DK-PVC 6/9/12-9	0107 0095 010	6	9	12	9	2	100	
DK-PVC 6/12/18-2	0107 0087 010	6	12	18	2	2,5	100	
DK-PVC 6/13/18-7	0107 0070 010	6	13	18	7	2,5	100	
DK-PVC 6/14/18-1	0107 0071 010	6	14	18	1	2,5	100	
DK-PVC 7/10/14-1	0132 0090 010	7	10	14	1	2,5	100	
DK-PVC 7/10/14-1,5	0132 0091 010	7	10	14	1,5	2,5	100	
DK-PVC 7/10/14-2	0132 0092 010	7	10	14	2	2,5	100	
DK-PVC 7/10/14-3	0132 0093 010	7	10	14	3	2,5	100	
DK-PVC 7/12/16-1	0107 0088 010	7	12	16	1	2,5	100	



Gray and white colours available on request.

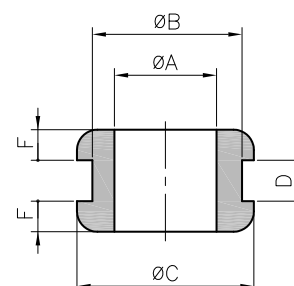
Standard grommets DK in flexible black PVC



PLIO®



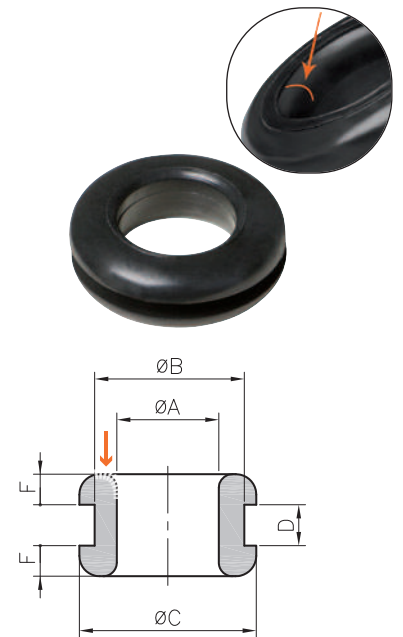
type	article number	Ø A	dimensions (mm)				F	pieces
			Ø B	Ø C	D			
DK-PVC 7/14/18-1	0107 0022 010	7	14	18	1	2,5	100	
DK-PVC 7/14/18-2	0107 0023 010	7	14	18	2	2,5	100	
DK-PVC 7/14/18-3	0107 0024 010	7	14	18	3	2,5	100	
DK-PVC 8/10/14-1	0132 0094 010	8	10	14	1	2,5	100	
DK-PVC 8/10/14-1,5	0132 0095 010	8	10	14	1,5	2,5	100	
DK-PVC 8/10/14-2	0132 0096 010	8	10	14	2	2,5	100	
DK-PVC 8/10/14-3	0132 0097 010	8	10	14	3	2,5	100	
DK-PVC 8/12/16-1	0132 0098 010	8	12	16	1	2,5	100	
DK-PVC 8/12/16-1,5	0132 0099 010	8	12	16	1,5	2,5	100	
DK-PVC 8/12/16-2	0132 0100 010	8	12	16	2	2,5	100	
DK-PVC 8/12/16-3	0132 0101 010	8	12	16	3	2,5	100	
DK-PVC 8/14/18-1	0107 0025 010	8	14	18	1	2,5	100	
DK-PVC 8/14/18-2	0107 0026 010	8	14	18	2	2,5	100	
DK-PVC 8/14/18-3	0107 0027 010	8	14	18	3	2,5	100	
DK-PVC 9/12/16-1	0132 0102 010	9	12	16	1	2,5	100	
DK-PVC 9/12/16-1,5	0132 0103 010	9	12	16	1,5	2,5	100	
DK-PVC 9/12/16-2	0132 0104 010	9	12	16	2	2,5	100	
DK-PVC 9/12/16-3	0132 0105 010	9	12	16	3	2,5	100	
DK-PVC 9/14/18-1	0107 0028 010	9	14	18	1	2,5	100	
DK-PVC 9/14/18-2	0107 0029 010	9	14	18	2	2,5	100	
DK-PVC 9/14/18-3	0107 0030 010	9	14	18	3	2,5	100	
DK-PVC 10/12/16-1	0132 0106 010	10	12	16	1	2,5	100	
DK-PVC 10/12/16-1,5	0132 0107 010	10	12	16	1,5	2,5	100	
DK-PVC 10/12/16-2	0132 0108 010	10	12	16	2	2,5	100	
DK-PVC 10/12/16-3	0132 0109 010	10	12	16	3	2,5	100	
DK-PVC 10/18/22-1	0107 0031 010	10	18	22	1	2,5	100	
DK-PVC 10/18/22-2	0107 0032 010	10	18	22	2	2,5	100	
DK-PVC 10/18/22-3	0107 0033 010	10	18	22	3	2,5	100	
DK-PVC 10/18/22-4	0107 0034 010	10	18	22	4	2,5	100	
DK-PVC 11/18/22-1	0107 0035 010	11	18	22	1	2,5	100	
DK-PVC 11/18/22-2	0107 0036 010	11	18	22	2	2,5	100	
DK-PVC 11/18/22-3	0107 0037 010	11	18	22	3	2,5	100	
DK-PVC 11/18/22-4	0107 0038 010	11	18	22	4	2,5	100	
DK-PVC 12/18/22-1	0107 0039 010	12	18	22	1	2,5	100	
DK-PVC 12/18/22-2	0107 0040 010	12	18	22	2	2,5	100	
DK-PVC 12/18/22-3	0107 0041 010	12	18	22	3	2,5	100	
DK-PVC 12/18/22-4	0107 0042 010	12	18	22	4	2,5	100	
DK-PVC 14/22/27-1	0107 0043 010	14	22	27	1	3	100	
DK-PVC 14/22/27-1,5	0107 0072 010	14	22	27	1,5	3	100	
DK-PVC 14/22/27-2	0107 0044 010	14	22	27	2	3	100	
DK-PVC 14/22/27-3	0107 0045 010	14	22	27	3	3	100	
DK-PVC 14/22/27-4	0107 0046 010	14	22	27	4	3	100	
DK-PVC 16/22/27-1	0107 0047 010	16	22	27	1	3	100	
DK-PVC 16/22/27-1,5	0107 0073 010	16	22	27	1,5	3	100	
DK-PVC 16/22/27-2	0107 0048 010	16	22	27	2	3	100	
DK-PVC 16/22/27-3	0107 0049 010	16	22	27	3	3	100	
DK-PVC 16/22/27-4	0107 0050 010	16	22	27	4	3	100	
DK-PVC 18/22/27-1	0107 0051 010	18	22	27	1	3	100	
DK-PVC 18/22/27-1,5	0107 0074 010	18	22	27	1,5	3	100	
DK-PVC 18/22/27-2	0107 0052 010	18	22	27	2	3	100	
DK-PVC 18/22/27-3	0107 0053 010	18	22	27	3	3	100	
DK-PVC 18/22/27-4	0107 0054 010	18	22	27	4	3	100	



Gray and white colours available on request.

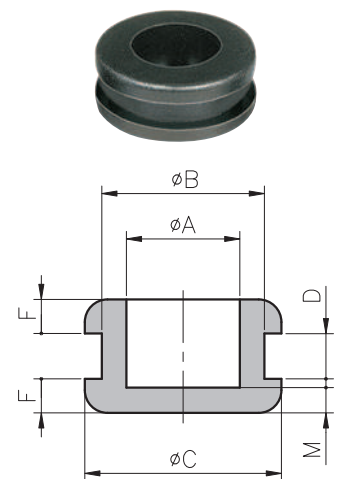
• Grommets DR-PVC radiused edges

type	article number	dimensions (mm)					pcs
		Ø A	Ø B	Ø C	D	F	
DR-PVC 4/7/10-1	0132 0010 010	4	7	10	1	1,5	100
DR-PVC 4/7/10-1,5	0132 0011 010	4	7	10	1,5	1,5	100
DR-PVC 4/7/10-2	0132 0012 010	4	7	10	2	1,5	100
DR-PVC 5/8/11-1	0132 0013 010	5	8	11	1	1,5	100
DR-PVC 5/8/11-1,5	0132 0014 010	5	8	11	1,5	1,5	100
DR-PVC 5/8/11-2	0132 0015 010	5	8	11	2	1,5	100
DR-PVC 6/10/14-1	0132 0016 010	6	10	14	1	2	100
DR-PVC 6/10/14-1,5	0132 0017 010	6	10	14	1,5	2	100
DR-PVC 6/10/14-2	0132 0018 010	6	10	14	2	2	100
DR-PVC 6/10/14-3	0132 0019 010	6	10	14	3	2	100
DR-PVC 8/12/16-1	0132 0020 010	8	12	16	1	2	100
DR-PVC 8/12/16-1,5	0132 0021 010	8	12	16	1,5	2	100
DR-PVC 8/12/16-2	0132 0022 010	8	12	16	2	2	100
DR-PVC 8/12/16-3	0132 0023 010	8	12	16	3	2	100
DR-PVC 10/14/18-1	0132 0024 010	10	14	18	1	2	100
DR-PVC 10/14/18-1,5	0132 0025 010	10	14	18	1,5	2	100
DR-PVC 10/14/18-2	0132 0026 010	10	14	18	2	2	100
DR-PVC 10/14/18-3	0132 0027 010	10	14	18	3	2	100



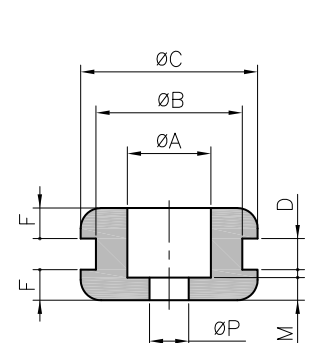
• Grommets DKF-PVC blind (with membrane to perforate)

type	article number	dimensions (mm)						pcs
		Ø A	Ø B	Ø C	D	F	M	
DKF-PVC 5/7/11-3	0107 0109 010	5	7	11	3	2	0,7	100
DKF-PVC 5,5/9/12-3	0107 0075 010	5,5	9	12	3	2	2	100
DKF-PVC 6/9/12-3	0107 0076 010	6	9	12	3	2	2	100
DKF-PVC 6/14/18-1	0107 0077 010	6	14	18	1	2,5	2	100
DKF-PVC 7/14/18-3	0107 0078 010	7	14	18	3	2,5	2,5	100
DKF-PVC 8/14/18-3	0107 0079 010	8	14	18	3	2,5	2	100
DKF-PVC 9/12/16-2	0107 0099 010	9	12	16	2	2,5	2	100
DKF-PVC 9/14/18-3	0107 0080 010	9	14	18	3	2,5	2	100
DKF-PVC 10/18/22-3	0107 0081 010	10	18	22	3	2,5	2	100
DKF-PVC 10/18/22-4	0107 0082 010	10	18	22	4	2,5	2	100
DKF-PVC 11/18/22-3	0107 0083 010	11	18	22	3	2,5	2	100
DKF-PVC 11/18/22-4	0107 0084 010	11	18	22	4	2,5	2	100
DKF-PVC 12/18/22-3	0107 0085 010	12	18	22	3	2,5	2	100
DKF-PVC 12/18/22-4	0107 0086 010	12	18	22	4	2,5	2	100



• Grommets DKP-PVC (with perforated membrane)

type	article number	dimensions (mm)							pcs
		Ø A	Ø B	Ø C	D	F	M	Ø P	
DKP-PVC 3-5/7/11-3	0107 0124 010	5	7	11	3	2,5	0,7	3	100
DKP-PVC 3-7/14/18-3	0107 0055 010	7	14	18	3	2,5	2,5	3	100
DKP-PVC 3-9/12/16-2	0107 0125 010	9	12	16	2	2,5	2	3	100
DKP-PVC 6,5-8/12/16-2	0107 0089 010	8	12	16	2	2,5	1	6,5	100
DKP-PVC 3,1-9/14/18-3	0107 0096 010	9	14	18	3	2,5	2	3,1	100
DKP-PVC 5,5-9/14/18-3	0107 0097 010	9	14	18	3	2,5	2	5,5	100
DKP-PVC 6-10/18/22-3	0107 0102 010	10	18	22	3	2,5	2	6	100
DKP-PVC 7-10/18/22-3	0107 0122 010	10	18	22	3	2,5	2	7	100
DKP-PVC 8-10/18/22-3	0107 0101 010	10	18	22	3	2,5	2	8	100
DKP-PVC 9-10/18/22-3	0107 0103 010	10	18	22	3	2,5	2	9	100



Oval grommets in flexible PVC




PLIO®



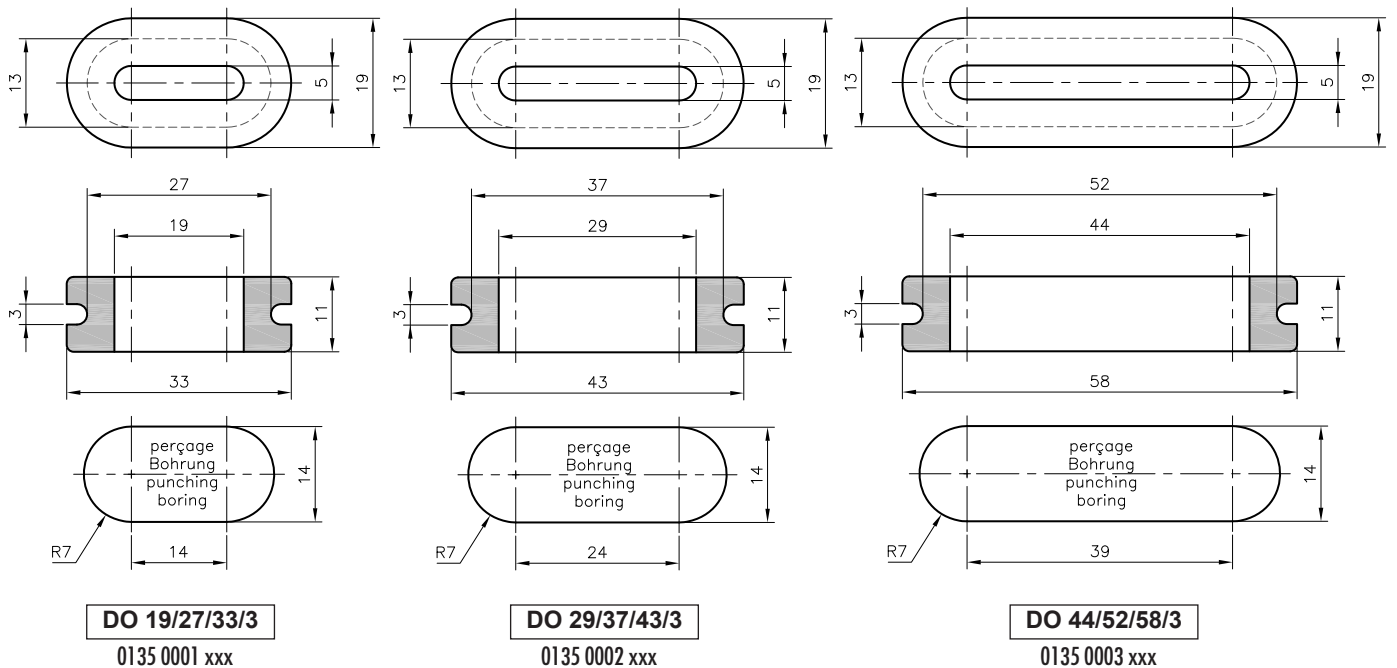
DO-PVC

Material: flexible PVC
Colours: black - grey
Operating temperatures: -30 to +70°C
Hardness Shore A: 55 ± 5
Tensile strength at break: 8 MPa
Ultimate elongation: > 250 %
Dielectric strength: > 20 kV/mm
Specification: HB UL94
Application: for flat wire protection.



type	article number		pieces
	black 010	grey 013	
DO-PVC 19/27/33/3	0135 0001 010	0135 0001 013	100
DO-PVC 29/37/43/3	0135 0002 010	0135 0002 013	100
DO-PVC 44/52/58/3	0135 0003 010	0135 0003 013	100

If no colour is mentioned on the order, až grommets will be supplied in grey.



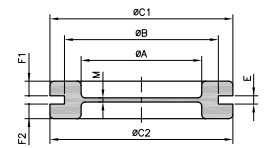
DG-PVC

Material: PVC
Colours: black - light grey - white
Operating temperatures: -30 to +70°C
Hardness Shore A: 55 ± 5
Tensile strength at break: 8 MPa
Ultimate elongation: > 250 %
Dielectric strength: > 20 kV/mm
Specification: HB UL94
Application: closure of unused entries.
 They allow the passage of cables or conduits through the membrane by ensuring a dust free fit.



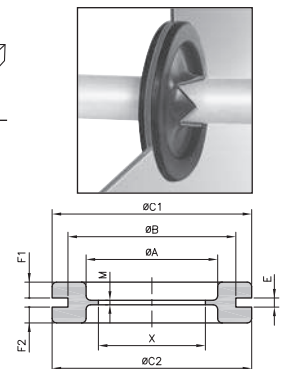
• Membrane grommets

type	article number			dimensions (mm)									pcs
	black 010	grey 025	white 001	Ø A	Ø B	Ø C1	Ø C2	E	F1	F2	M		
DG-PVC 9	0133 0351 010	0133 0351 025	0133 0351 001	9	15	20	18	2	2,5	2,5	1	100	
DG-PVC 11	0133 0352 010	0133 0352 025	0133 0352 001	11	18	22,5	21,5	2	2,5	2,5	1	100	
DG-PVC 13,5	0133 0353 010	0133 0353 025	0133 0353 001	13,5	20	24	24	2	2,5	2,5	1	100	
DG-PVC 16	0133 0354 010	0133 0354 025	0133 0354 001	16	22	27,5	26	2	2,7	2,7	1	100	
DG-PVC 16/E3	0133 0360 010	-	-	16	22	27,5	26	3	2,7	2,7	2	100	
DG-PVC 21	0133 0355 010	0133 0355 025	0133 0355 001	21	28	34,5	34,5	2	3	3	1	100	
DG-PVC 21/E1	0133 0359 010	-	-	21	28	34,5	34,5	1	4	3	1,2	100	
DG-PVC 29	0133 0356 010	-	-	29	36,5	43	43	2,2	3,7	3,7	1,5	50	
DG-PVC 36	0133 0357 010	-	-	35	46	52,5	52,5	2,5	3,8	3,8	1,3	50	
DG-PVC 48	0133 0358 010	-	-	46,5	59	66,2	66,2	2,5	4	4	1,6	50	
DG-PVC M20	0133 0510 010	0133 0510 025	-	13,5	20	24	24	2	2,5	2,5	1	100	
DG-PVC M25	0133 0511 010	0133 0511 025	-	21	25	34,5	34,5	2	3	3	1	100	
DG-PVC M32	0133 0512 010	0133 0512 025	-	29	32	43	43	2	3,5	3,5	1,5	100	



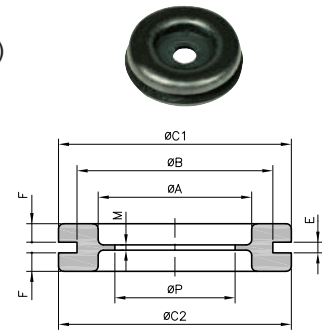
• Cross-cut membrane grommets (other cut-outs possible upon request)

type	article number 010	dimensions (mm)									pcs
		Ø A	Ø B	Ø C1	Ø C2	E	F1	F2	X	M	
DGC-PVC 9	0133 0451 010	9	15	20	18	2	2,5	2,5	8	1	100
DGC-PVC 11	0133 0452 010	11	18	22,5	21,5	2	2,5	2,5	10	1	100
DGC-PVC 13,5	0133 0453 010	13,5	20	24	24	2	2,5	2,5	10	1	100
DGC-PVC 16	0133 0454 010	16	22	27,5	26	2	2,7	2,7	14	1	100
DGC-PVC 21	0133 0455 010	21	28	34,5	34,5	2	3	3	17	1	100
DGC-PVC 21/E1	0133 0456 010	21	28	34,5	34,5	1	4	3	19,5	1,2	100
DGC-PVC 29	0133 0457 010	29	36,5	43	43	2,2	3,7	3,7	25	1,5	50
DGC-PVC 36	0133 0458 010	35	46	52,5	52,5	2,5	3,8	3,8	32	1,3	50
DGC-PVC 48	0133 0464 010	46,5	59	66,2	66,2	2,5	4	4	42	1,6	50



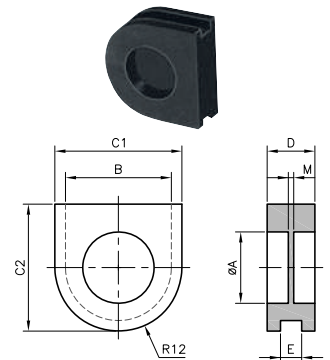
• Grommets with perforated membrane (other cut-outs possible upon request)

type	article number	dimensions (mm)								pcs
		Ø A	Ø B	Ø C1	Ø C2	E	F	M	Ø P	
DG-PVC 11/4,5	0133 0402 010	11	18	22,5	21,5	2	2,5	1	4,5	100
DG-PVC 16/7 E3	0133 0412 010	16	22	27,5	26	3	2,7	2	7	100



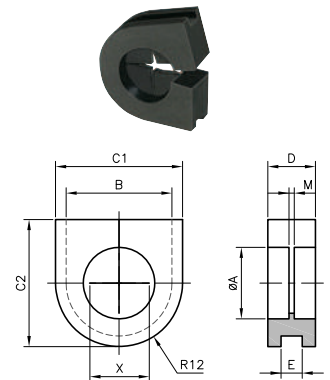
• Special membrane grommets

type	article number	dimensions (mm)							pcs
		Ø A	B	C1	C2	D	E	M	
DG-PVC 14-747	0133 0101 010	13,5	20	24	24	9	4	1	100
DG-PVC 14-1475	0133 0102 010	13,5	20	24	24	9	2	1	100



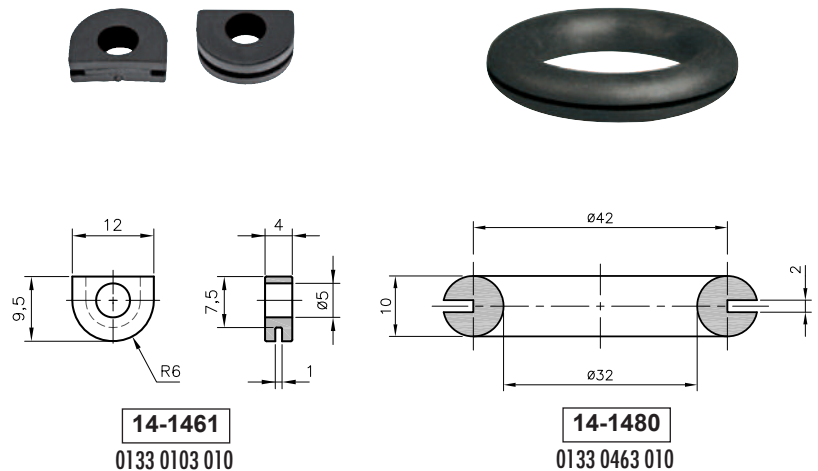
• Cross-cut membrane grommets cut

type	article number	dimensions (mm)								pcs
		Ø A	B	C1	C2	D	E	M	X	
DGC-PVC 14-747/F	0133 0459 010	13,5	20	24	24	9	4	1	12	100
DGC-PVC 14-1475/F	0133 0460 010	13,5	20	24	24	9	2	1	12	100



• Special grommets

type	article number	pcs
14-1461 PVC	0133 0103 010	100
14-1480 PVC	0133 0463 010	50



DG-MS

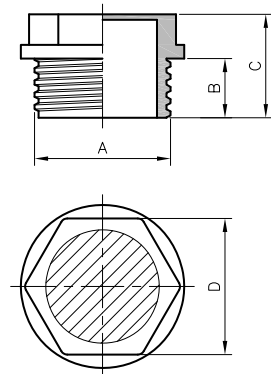
Material body: TPE
Material membrane: PP
Colour: light grey
Operating temperatures: -30 to +80°C
Protection rating: IP 66 according to EN 60 529

Application: hexagonal membrane grommet with screw thread that allows single cables, flat cables or several cables of small diameters to pass through it.



Delivered without lock-nut.

type	article number	Ø cable max. (mm)	A mm	B mm	C mm	D mm	Ø boring mm	pcs
DG-MS 16	0133 0601 025	9	M16 x 1,5	9	15	17	16,5	100
DG-MS 20	0133 0602 025	13	M20 x 1,5	9	15	20	20,5	100
DG-MS 25	0133 0603 025	18	M25 x 1,5	9	15	24	25,5	100
DG-MS 32	0133 0604 025	25	M32 x 1,5	9	15	32	32,5	100



A8/2-03



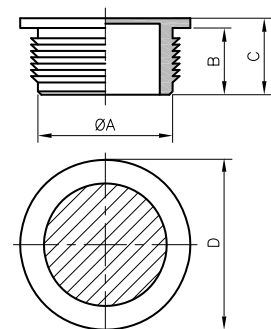
DG-MT

Material body: TPE
Material membrane: PE
Colour: light grey
Operating temperatures: -40 to +80°C
Protection rating: IP 66 according to EN 60 529

Application: round membrane grommet in TPE to clip in that allows single cables, flat cables or several cables of small diameters to pass through it.



type	article number	Ø cable max. (mm)	Ø A mm	B mm	C mm	D mm	Ø boring mm	pcs
DG-MT 16	0133 0611 025	9	16	9,5	11	21,2	16,5	100
DG-MT 20	0133 0612 025	13	20	9,5	11	25,2	20,5	100
DG-MT 25	0133 0613 025	18	25	9,5	11	30,2	25,5	100
DG-MT 32	0133 0614 025	25	32	9,5	11	37,2	32,5	100



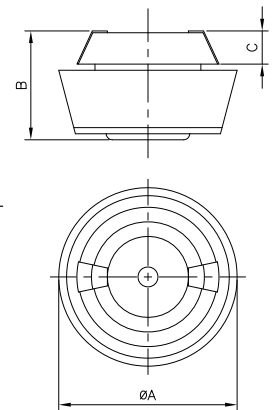
PLIOFIX

Material: TPE and PA
Colours: black
 grey
Operating temperatures: -20 to +125°C
Protection rating: IP 65

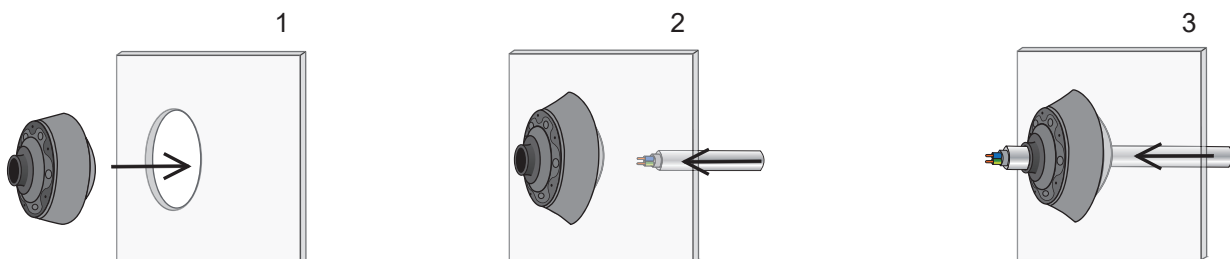
Application: they allow the passage of cables or conduits through their membranes allowing a dust free fit. They combine the advantages of grommets and a gland. They are in particular compact parts offering ease of use and speedy assembly.



type	article number		cable-Ø mm	hole-Ø mm	metal thickness mm	Ø A mm	B mm	C mm	pcs
	black 010	grey 025							
PLIOFIX M20	0144 0603 010	0144 0603 025	4-11	20,5	2-5	29,3-34,5	17-20	5,5	50
PLIOFIX M25	0144 0604 010	0144 0604 025	4-13	25,5	2-5	34,3-40	17-20	5,5	50



Instructions



PLIOCAP

Materials:	PE	PP	PA6.6
Temperatures (°C):	-50 to +85	-40 to +85	-40 to +110
Self-extinguishing:	-	-	V2 UL94
Dielectric strength:	>16	>20	26
Colours:	black - grey		

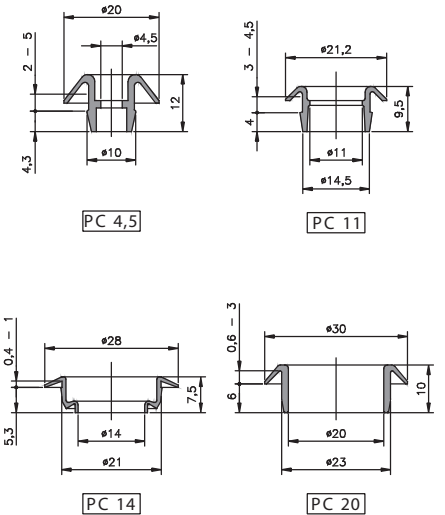
Application: The grommets change angular holes into fully isolated clean and smooth openings. They isolate and protect electric cables passing through a wall. The general version (PC -U) allows cables from Ø 2,6 to 25,2 mm passing through it.

The caps (PC -F) designed to close off unused entries. Simple, fast and safe use.



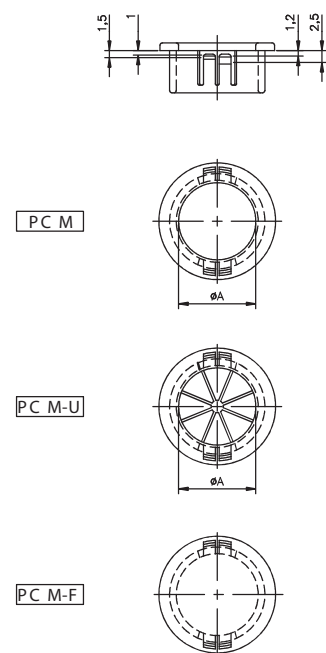
• Grommets (difficult to remove)

type	article number		quality		dimensions (mm)			pces
	black 010	grey 013	PE	PP	punching Ø	cable Ø	wall width	
PC 4,5	0143 0004 010	0143 0004 013	X		10	4,5	2 - 5	500
PC 11	0143 0002 010	0143 0002 013	X		14,5	11	3 - 4,5	500
PC 14	0143 0001 010	0143 0001 013		X	21	14	0,4 - 1	500
PC 20	0143 0003 010	0143 0003 013		X	23	20	0,6 - 3	100




• Grommets (easy removal) - Quality PA 6.6

type	article number		dimensions (mm)			pces
	black 010	grey 013	punching Ø	Ø A	wall width	
Standard grommets						
PC M16	0143 0010 010	0143 0010 013	16	12,2	1 - 2,5	100
PC M20	0143 0012 010	0143 0012 013	20	16,2	1 - 2,5	100
PC M25	0143 0014 010	0143 0014 013	25	20,2	1 - 2,5	50
PC M32	0143 0016 010	0143 0016 013	32	25,2	1 - 2,5	50
Universal grommets						
PC M16-U	0143 0018 010	0143 0018 013	16	12,2	1 - 2,5	100
PC M20-U	0143 0019 010	0143 0019 013	20	16,2	1 - 2,5	100
PC M25-U	0143 0020 010	0143 0020 013	25	20,2	1 - 2,5	50
PC M32-U	0143 0021 010	0143 0021 013	32	25,2	1 - 2,5	50
Caps						
PC M16-F	0143 0011 010	0143 0011 013	16	-	1 - 2,5	100
PC M20-F	0143 0013 010	0143 0013 013	20	-	1 - 2,5	100
PC M25-F	0143 0015 010	0143 0015 013	25	-	1 - 2,5	50
PC M32-F	0143 0017 010	0143 0017 013	32	-	1 - 2,5	50


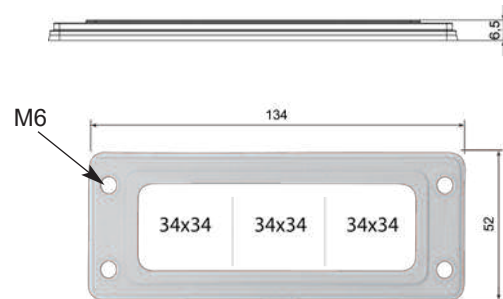


FL13

Material frame: PP glass fibre reinforced
Material insert: TPE
Colour : light grey
Protection index: IP 65
Operating temperatures: -20 to +125°C
Certification: EN 60529:1991+A1 EN 60670-1:2005
Applications: space saving wiring system very easy to mount for fast, discreet and aesthetic installation.
 Modular solution, adaptable to most needs, and evolving even after the installation (by changing the inserts).
 IP65 to ensure protection against dust and moisture.



type	art. no.	dimensions mm	passage	pcs
Frame FL13/404	0144 0650 025	134 x 52	-	10
Insert INS-FL13/415	0144 0641 025	34 x 68	2x M20 (6-13 mm)	10
Insert INS-FL13/416	0144 0642 025	34 x 68	10x 4-10 mm	10
Insert INS-FL13/417	0144 0643 025	34 x 34	1x M20 (6-13 mm)	10
Kit K-FL13/405	0144 0630 025	-	1x M20 10x 4-10 mm	10



A8/2-01



A20/7-02



A20/7-03



A22/5-04



Operating instruction in video




FL21

Material frame: PP glass fibre reinforced
Material insert: TPE
Colour : light grey
Protection index: IP 65
Operating temperatures: -20 to +125°C
Certification: EN 60529:1991+A1 EN 60670-1:2005
Applications: space saving wiring system very easy to mount for fast, discreet and aesthetic installation.
 Modular solution, adaptable to most needs, and evolving even after the installation (by changing the inserts).
 IP65 to ensure protection against dust and moisture.



type	art. no.	dimensions mm	passage	pcs
Frame FL21/400	0144 0680 025	214 x 90	-	10
Insert INS-FL21/406	0144 0670 025	68 x 68	2x M25 (8-17 mm) 2x M16 (5-10 mm)	10
Insert INS-FL21/408	0144 0672 025	68 x 68	9x 7-14 mm	10
Insert INS-FL21/411	0144 0675 025	68 x 34	2x 8-17 mm	10
Insert INS-FL21/412	0144 0676 025	68 x 34	2x M20 (6-13 mm)	10
Insert INS-FL21/413	0144 0677 025	68 x 34	10x 4-10 mm	10
Kit K-FL21/402	0144 0660 025	-	2x (M25 M20) 30x 4-10 mm	10
Kit K-FL21/403	0144 0661 025	-	18x 7-14 mm 10x 4-10 mm	10



Operating instruction in video

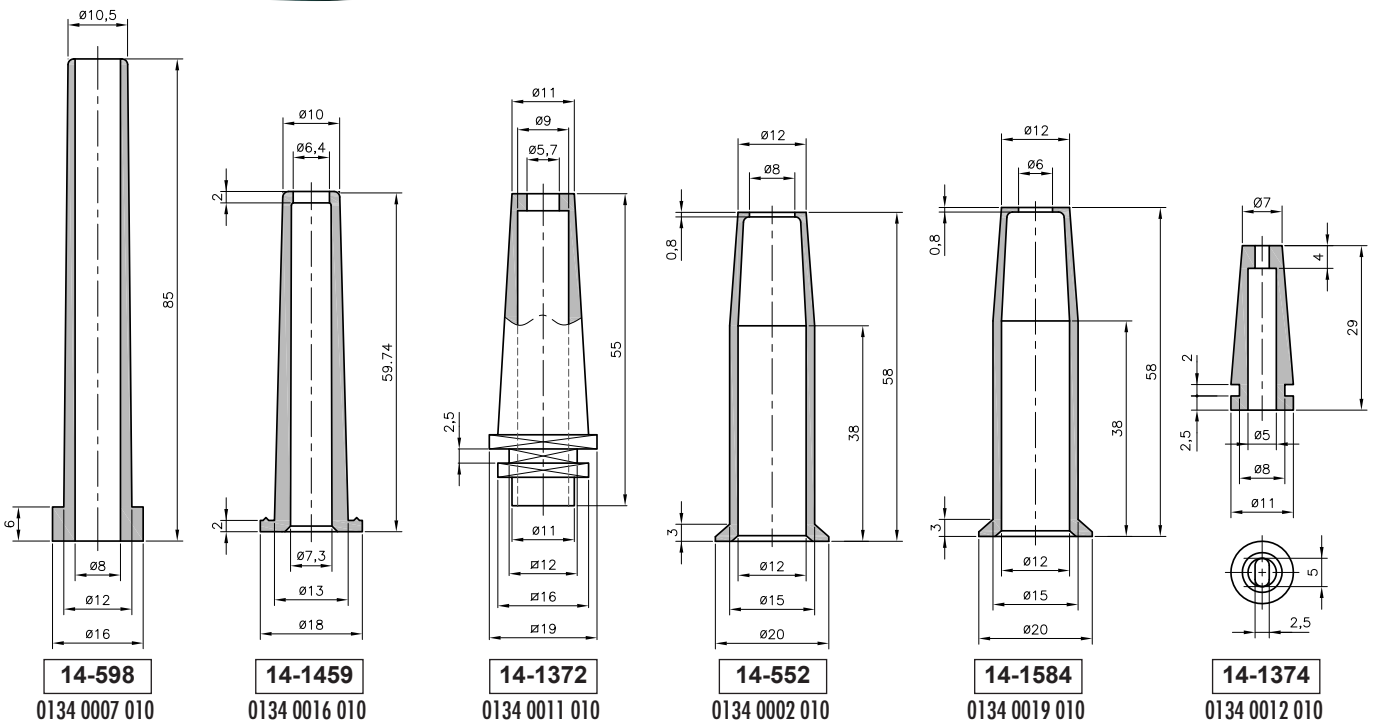
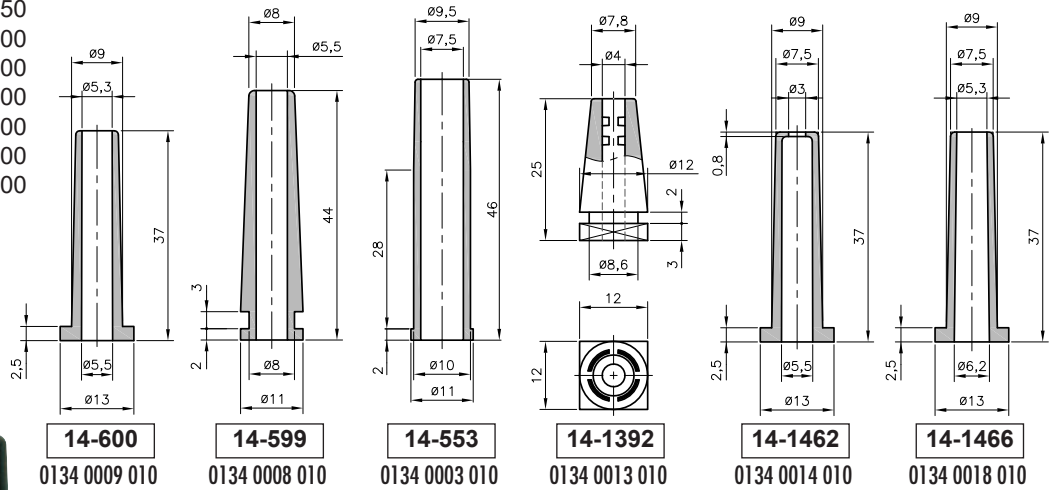


Strain relief grommets in flexible PVC



PLIO®
-30 to +70°C
RoHS

type	article number	pcs
14-552 PVC	0134 0002 010	100
14-553 PVC	0134 0003 010	100
14-598 PVC	0134 0007 010	100
14-599 PVC	0134 0008 010	100
14-600 PVC	0134 0009 010	100
14-1372 PVC	0134 0011 010	50
14-1374 PVC	0134 0012 010	100
14-1392 PVC	0134 0013 010	100
14-1459 PVC	0134 0016 010	100
14-1462 PVC	0134 0014 010	100
14-1466 PVC	0134 0018 010	100
14-1584 PVC	0134 0019 010	100



Strain relief bushes in flexible PVC



PLIO®

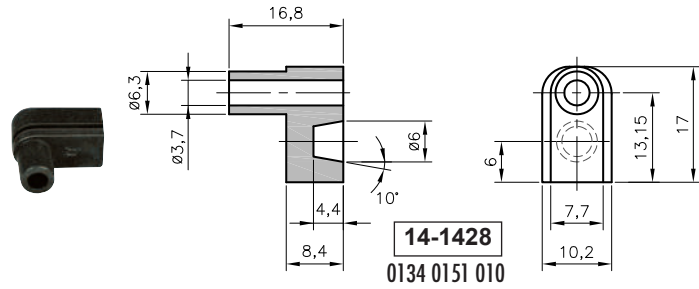
-30 to +70°C



type	article number	pcs
------	----------------	-----

Protective strain relief bushes PLIO® in PVC

14-542 PVC	0134 0001 010	100
14-581 PVC	0134 0004 010	100
14-582 PVC	0134 0005 010	100
14-583 PVC	0134 0006 010	100
14-908 PVC	0134 0010 010	100



Metal clamp for bushes

14-542, 14-582, 14-583, 14-908

16-900	0684 0054 000	100
--------	---------------	-----

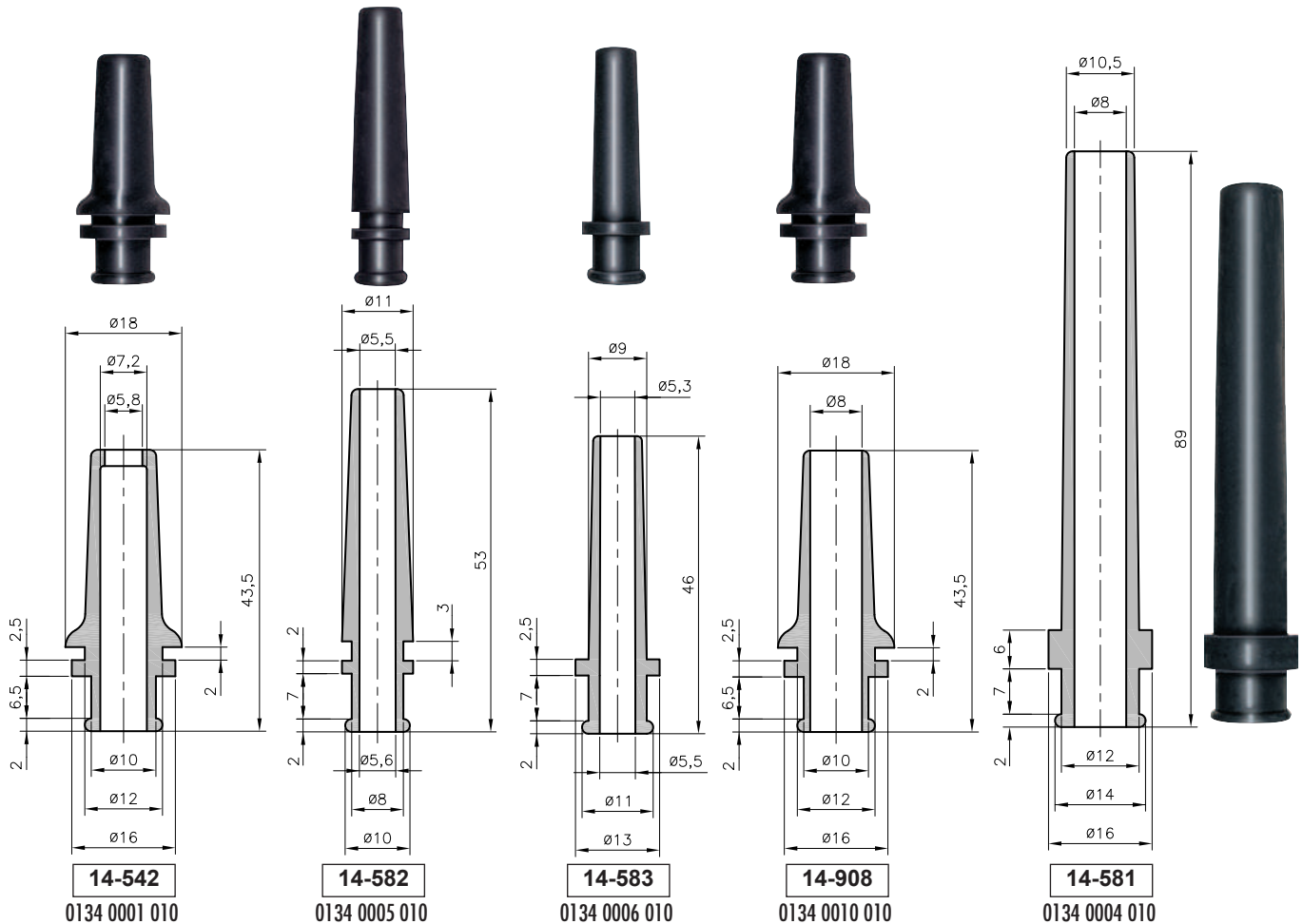
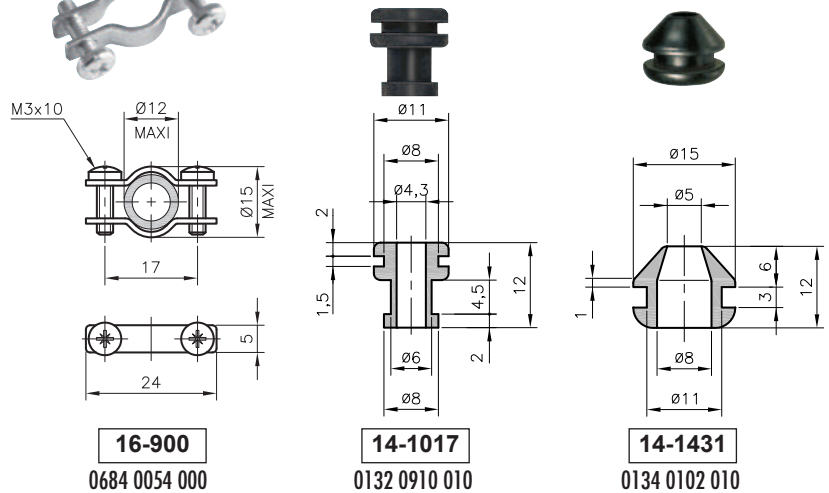


Special strain relief bushes PLIO®

14-1431 PVC	0134 0102 010	100
-------------	---------------	-----

Strain relief bushes PLIO®

14-1017 PVC	0132 0910 010	100
14-1428 PVC	0134 0151 010	100



Strain relief bushes in Polyamide 6 black and white for torsional protection

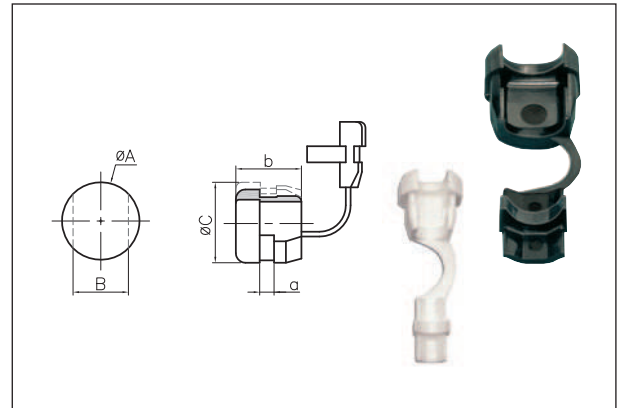


DM-SES

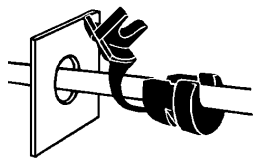


DM-SES

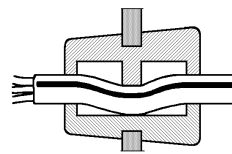
Material: PA 6
Colours: black - white
Operating temperatures: -20 to +70°C
Tensile strength at break: 80 MPa
Ultimate elongation: > 50%
Dielectric strength: 60 kV/mm
Flame resistance: V2 UL94 (internal test)
Application: for passing a cable through a wall with cable clamp.



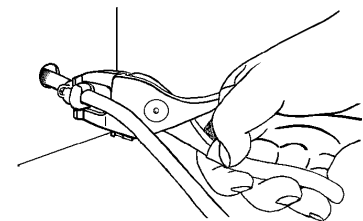
type	article number		dimensions of the cables (mm)		dimensions (mm)					pcs
	black 010	white 001	Ø PVC insulation	Ø rubber insulation	Ø A	B	bore a b		Ø C	
round cables										
DM 2	0131 0012 010	0131 0012 001	3 ... 4,5	3 ... 4,5	9,5	8,5	1,7	10,3	11	100
DM 2L	0131 0032 010	0131 0032 001	3 ... 4,5	3 ... 4,5	9,5	8,5	3,1	10,3	11	100
DM 4	0131 0001 010	0131 0001 001	5 ... 6,5	5 ... 7	13	11,5	2,5	12	14	100
DM 5	0131 0010 010	0131 0010 001	6,5 ... 7,5	6,5 ... 7,5	13	11,5	2,5	11	14	100
DM 6	0131 0002 010	0131 0002 001	6,6 ... 8	7,1 ... 9	16	14	3,1	17	18	100
DM 7	0131 0003 010	0131 0003 001	8,1 ... 10	9,1 ... 11	22,5	21	3,2	20	25	100
DM 8	0131 0004 010	0131 0004 001	10,1 ... 12,5	11,1 ... 14	22,5	21	3,6	22	22	100
flat cables										
			H x W	H x W	Ø A	B	a	b	Ø C	pcs
DM 2P	0131 0022 010	0131 0022 001	3 x 5	3 x 5	9,5	8,5	1,7	10,3	11	100
DM 2LP	0131 0042 010	0131 0042 001	3 x 5	3 x 5	9,5	8,5	3,1	10,3	11	100
DM 4P	0131 0020 010	0131 0020 001	3 x 7,6	3,8 x 7,1	13	11,5	2,8	10,5	14	100
DM 6P	0131 0021 010	0131 0021 001	5 x 9	5 x 9	16	14	3	17	18	100



Round bore (ØA)
For torsional protection of strain relief grommets, an oblong bore (B) is required.



principle of cable clamping



• DM application tool

Rack and pinion pliers with adjustable jaws to apply all types of strain relief grommets DM-SES for small or mid-sized series.

type	article number	characteristics		pcs
		length (mm)	weight (g)	
R 29	0655 0001 000	180	270	1



PLIO-PVC

Material: PVC
Operating temperatures: -25 to +75°C
Hardness Shore A: 70 +/- 5
Ultimate elongation: 350%
Dielectric strength: >20 kV/mm
Flame resistance: HB UL94




Standard colours:

010	black
011	transparent
001	white
002	blue
003	green
004	yellow
005	orange
006	brown
007	red
008	violet
013	grey

Example for order:

code group	detail article	code colours
01050	XXXXX	XXXXX

type	black	article number	colours	for clips	cable Ø mm	length of the boot mm	 pcs
	010	transparent 011					
for female push-on-terminals (right)							
B-3 PVC	0105 0007 010	0105 0007 011	0105 0007 ***	2,8	2,8	5,5	500
B-4 PVC	0105 0022 010	0105 0022 011	0105 0022 ***	4,8	3,2	7	500
B-5 PVC	0105 0003 010	0105 0003 011	0105 0003 ***	5 AMP	4,5	8	500
B-6 PVC	0105 0001 010	0105 0001 011	0105 0001 ***	6,3	3,6	8	500
BL-6 PVC	0105 0010 010	0105 0010 011	-	6,3	3,2	11	500
BK-6 PVC	0105 0011 010	0105 0011 011	-	6,3	3,2	6	500
B-PVC	0105 0004 010	0105 0004 011	0105 0004 ***	6,3	4	8	500
BM-6 PVC	0105 0012 010	0105 0012 011	-	6,3	5	11	500
BN-6 PVC	0105 0014 010	0105 0014 011	-	6,3	5	9	500
for male push-on-terminals (right)							
BW-6 PVC	0105 0002 010	0105 0002 011	0105 0002 ***	6,3	3,6	5,5	500
BF-6 PVC	0105 0023 010	0105 0023 011	0105 0023 ***	6,3	3,6	11	500
for female flag push-on-terminals							
BE-6 PVC	0105 0005 010	0105 0005 011	0105 0005 ***	6,3	3,6	13,7	500

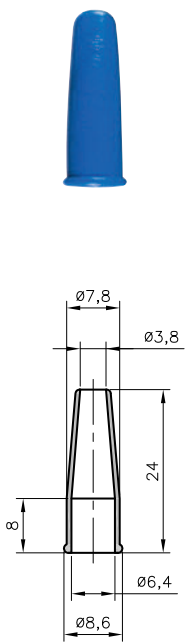


B10/2

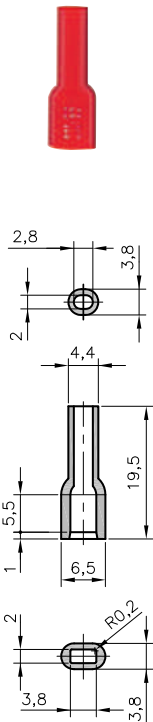


D6/3-02

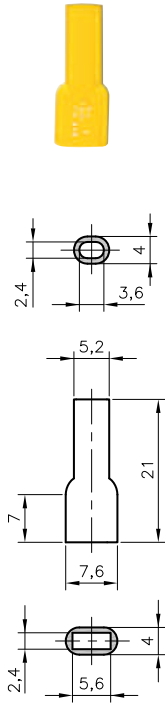




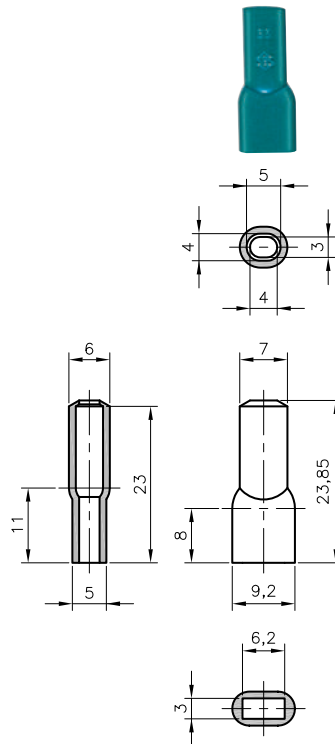
B
0105 0004 xxx



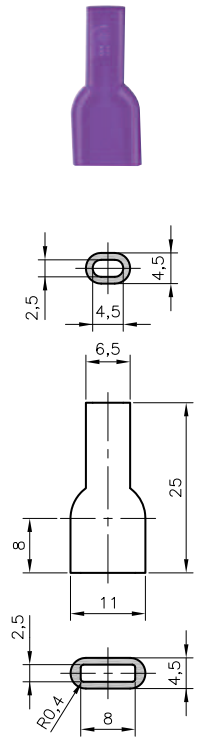
B-3
0105 0007 xxx



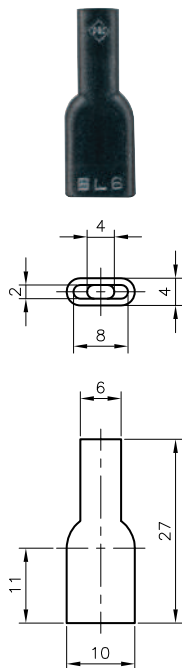
B-4
0105 0022 xxx



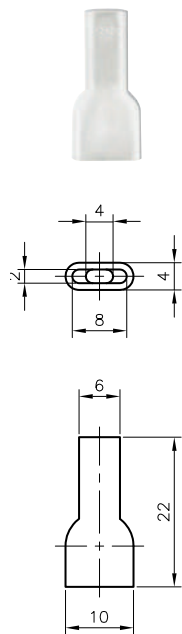
B-5
0105 0003 xxx



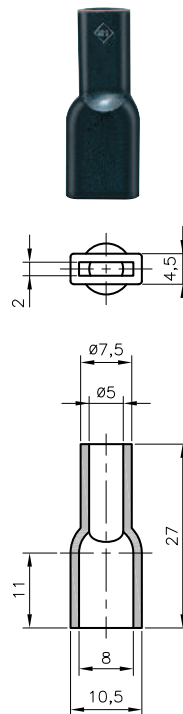
B-6
0105 0001 xxx



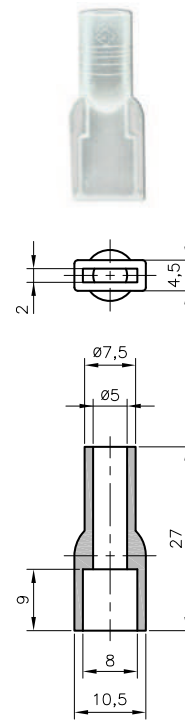
BL-6
0105 0010 xxx



BK-6
0105 0011 xxx



BM-6
0105 0012 xxx

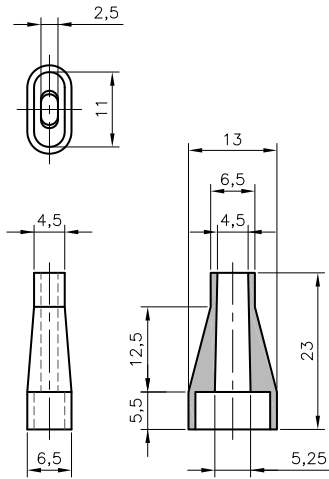


BN-6
0105 0014 xxx

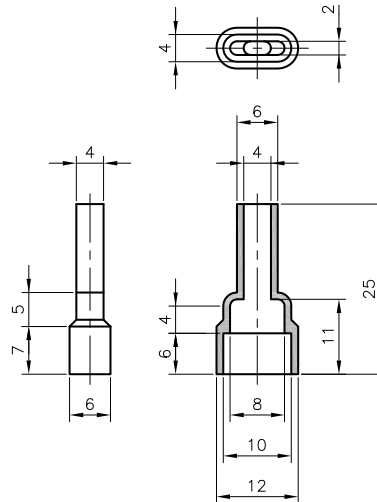
Standard terminal boots
for courant use



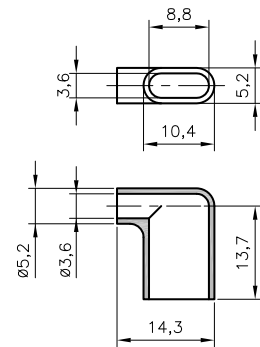
PLIO®



BW-6
0105 0002 xxx



BF-6
0105 0023 xxx



BE-6
0105 0005 xxx



Standard terminal boots for special use



PLIO®



PLIO®

Materials:	PE	PA 6	PA 6.6	PP
Colours:	natural	natural	natural	natural or black
Operating temperatures:	-50 to +55°C	-20 to +70°C	-40 to +110°C	-20 à +65°C
Ultimate elongation:	500%	>50%	300%	>150%
Dielectric strength:	-	60 kV/mm	26 kV/mm	50kV/mm
Flame resistance:	-	V2 UL94	V2 UL94	-



type	artide number		for dips mm	cable Ø mm	length of the boot mm	pcs
	black 010	natural 018				

Terminale boots for straight female clips

	PP	PE	PA6	PA6.6	PP				
BP-3	-	0105 0020 018	0105 0021 018	-	-	2,8	2,5	7,5	500
BP-6	-	0105 0008 018	0105 0009 018	-	-	6,3	-	9,5	500

Removable caps for female clips flags - assembly after crimping

	PP	PE	PA6	PA6.6	PP				
BXC-4	-	-	-	0105 0031 018	-	4,8	3,2	6,1	500
BX-6	0105 0018 010	0105 0017 018	-	0105 0016 018	-	6,3	3,2	11	500
BXC-6	0105 0026 010	0105 0024 018	-	0105 0025 018	0105 0026 018	6,3	3,2	8,5	500



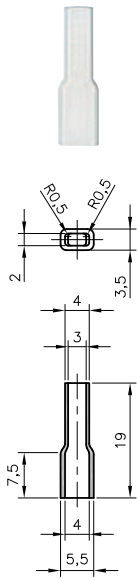
B10/2



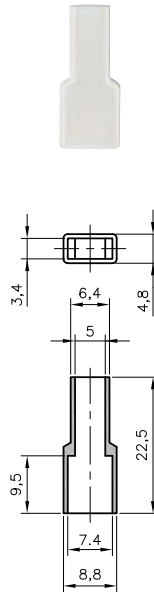
D6/3-02



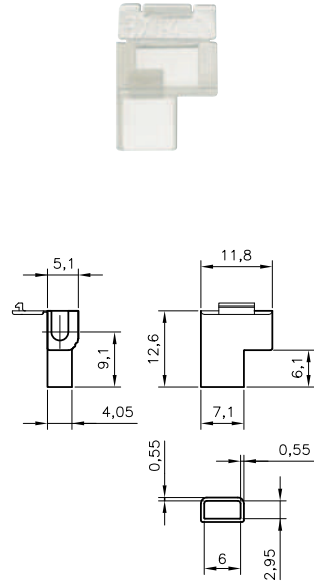
Standard terminal boots for special use



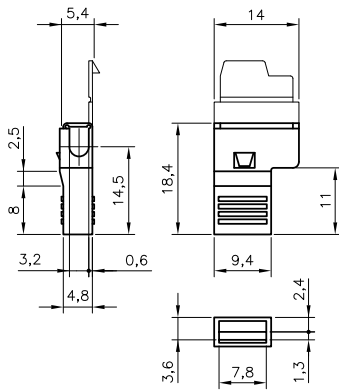
BP-3
0105 0020 018
0105 0021 018



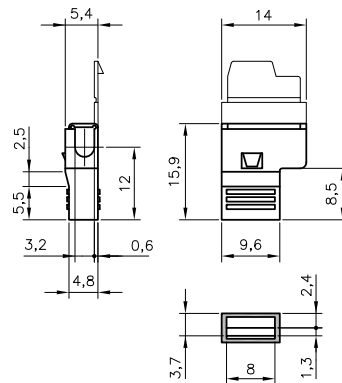
BP-6
0105 0008 018
0105 0009 018



BXC-4
0105 0031 018



BX-6
0105 0016 018
0105 0017 018
0105 0018 010



BXC-6
0105 0024 018
0105 0025 018
0105 0026 xxx

Standard terminal boots BA for application after crimping




PLIO®



PLIO® BA

Material: PP
Operating temperatures: -25 to +90°C (+120°C short time)
Ultimate elongation: 30%
Dielectric strength: >20 kV/mm

Application: our PLIO® BA boots can be applied over precrimped terminals, therefore they can be used with confidence on automatic application machines.



Standard colours:

001	002	003	004	005	006	007	010	013	015	017
white	blue	green	yellow	orange	brown	red	black	grey	pink	lila

Example for order:

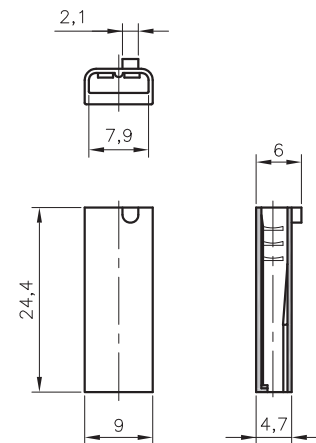
code group	detail article	code colour
0651	0001	xxx

BA-6 PP	0651 0001 ***	6,3	3,2	500


Standard colour:

018
natur

BA-6 PP nat.	0651 0002 018	6,3	3,2	500





Assembly instruction





A23

Grommet strip and PLIO® tapes










PLIOBORD is recommended for cable protection and reinforcement against mechanical strain. Grommet strip obviates the use of moulded grommets or special parts.

Self-weld tape SI-303 in silicone elastomer can be used for difficult insulations within a wide temperature range. Its trapezoidal shape enables insulation of regular thickness that starts to vulcanize at room temperature creating a homogeneous, welded and durable sleeving.


PLIOFINE A 720 is an ultra-thin tape that shrinks when heated in the same way as our heat shrinkable sleeves in polyolefin and is self welding.

page	type	material	temperatures	colours	specifications	halogen free	
PLIOBORD grommet strip							
A23/1-01	PLIOBORD DX	PE	-50 to + 85°C	natural	crenellated plain	yes	
		PE non flammable	-50 to +75°C	white		no	
	PLIOBORD AS 1,5	PE	-50 to + 85°C	natural		yes	
A23/1-02	PLIOBORD outside	flexible PVC	-20 to +90°C	black	plain	no	
Self-welding tapes							
A23/2-01	SI-303	silicone	-70 to +250°C	black red	self-welding		
	A-720	cross-linked polyolefin	-55 to +105°C	black	self-welding heat shrinkable		

PLIOBORD inside

Materials:	PE	PE AF
Colours:	natural	white
Operating temperatures:	-50 to +85°C	-50 to +75°C
Tensile strenght at break:	>12 MPa	>10 MPa
Ultimate elongation:	>550 %	>600 %
Dielectric strenght:	60 kV/mm	60 kV/mm
Chemical resistance:	very good	very good
Flame resistance:	none	V2 UL94

Application: protection of cables and conduits from sharp edges in sheet metal work or in panels. Has the advantage of being adaptable to sheet thicknesses from 1 to 4 mm.

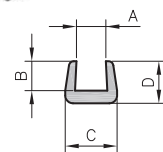
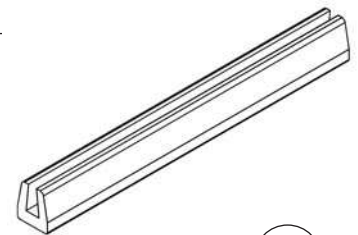


PE



PE AF

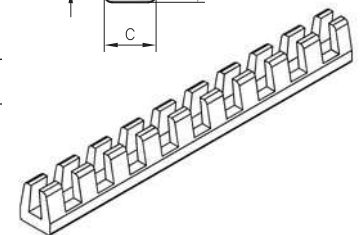
type	article number	type	article number	dimensions (mm)				m
				A	B	C	D	
Profile P plain								
DX 1 P	0826 0021 018	DX 1 PAF	0826 0031 001	1	2	3	3,2	35
DX 1,2 P	0826 0051 018	-	-	1,2	3,2	3,5	4,5	30
DX 1,5 P	0826 0022 018	DX 1,5 PAF	0826 0032 001	1,5	2	3,5	3,2	30
DX 2 P	0826 0023 018	DX 2 PAF	0826 0033 001	2	3	4,3	4,3	25
DX 3 P	0826 0024 018	DX 3 PAF	0826 0034 001	3	3	5,3	4,3	20
DX 4 P	0826 0025 018	DX 4 PAF	0826 0035 001	4	3,5	6,9	5,3	15



DX

Profile C crenellated

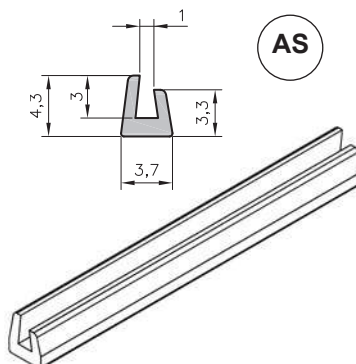
DX 1 C	0826 0001 018	DX 1 CAF	0826 0011 001	1	2	3	3,2	35
DX 1,5 C	0826 0002 018	DX 1,5 CAF	0826 0012 001	1,5	2	3,5	3,2	30
DX 2 C	0826 0003 018	DX 2 CAF	0826 0013 001	2	3	4,3	4,3	25
DX 3 C	0826 0004 018	DX 3 CAF	0826 0014 001	3	3	5,3	4,3	20
DX 4 C	0826 0005 018	DX 4 CAF	0826 0015 001	4	3,5	6,9	5,3	15




PE



type	article number	m
AS 1,5	0826 0041 018	30



AS

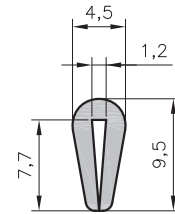


PLIOBORD outside

Material: flexible PVC
Colour: black
Operating temperatures: -20 to +90°C
Hardness Shore A: 90 +/- 5
Tensile strenght at break: 20 MPa
Ultimate elongation: 300 %
Dielectric strenght: 20 kV/mm
Flame resistance: V2 UL94
Application: used for the protection of outside sides until 1,2 mm thickness.



type	artide number	 m
EX 1,2	0826 0060 010	25



EX



SI-303

Material: SI
Colours: black - red
Operating temperatures: -70 to +250°C
Ultimate elongation: >400 %
Dielectric strength: 16 kV/mm
Volume resistivity: 10¹⁵ Ω.cm

Specification:
 After rolling up on the object, the ribbon is welded onto itself by vulcanization and creates a compact and homogeneous insulation.

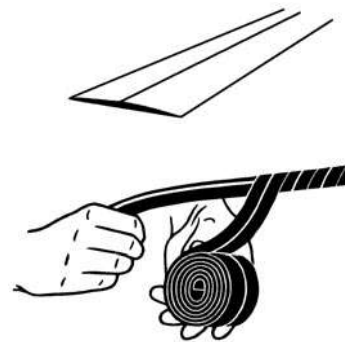


Example for order:

Colours: 007 010

code group	detail article	code colour
02040073	x	x

type	article number	width mm	thickness mm	 m
SI-303 - 2510	0204 0073 ***	25	1	10



The use is simple. The rolling up of the layers must be done by overlapping the preceding one of half. The triangular shape of the ribbon makes it possible to obtain a regular thickness thus.




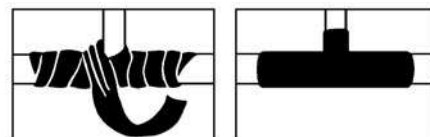
Important! SI-303 is available in small quantities. It must be stored in a fresh place. Ribbon SI-303 is welded onto itself at ambient temperature. It is possible to accelerate the process by means of a gas-fired warm air heater, at a temperature of +150 with 200°C during 5 to 10 minutes.

A-720

Material: cross-linked polyolefin
Colour: black
Operating temperatures: -55 to +105°C
Shrink temperature: >130°C
Dielectric strength: 30 kV/mm
Specification:
 Heat-shrinkable tape forming on the object which it covers a continuous wall, insulating and tight.






type	article number	width mm	thickness mm	 m
A-720	0646 0001 010	20	0,07	50





B

Wire identifica- tion



GROUP B: Marking system

B1 - Code marker cards

B1/1 SES® code marker cards E8

B1/2 SES® code marker cards E14

B1/3 SES® code marker cards E19

B1/4 SES® code marker cards E38

B1/5 SES® code marker cards E92

B1/7 SES® code marker cards EV, EV permanent marker pen

B1/9 SES® code marker books

B1/9 SES® code marker sheets, LASER printable

B1/10 Protective film for SES® code markers

B2 - Code marker label cards

B2/1 S 9 code marker cards with SPOT-IT labels

B2/2 S 13 code marker cards with SPOT-IT labels

B2/3 S 19 code marker cards with SPOT-IT labels

B2/4 S 38 code marker cards with SPOT-IT labels

B2/5 S 58 code marker cards with SPOT-IT labels

B2/6 S 92 code marker cards with SPOT-IT labels

B2/7 Special code marker cards with SPOT-IT labels

B2/8 SES® code marker strips with MYLAR labels

B3 - Code marker cards for fluid pipes

B3/1 SES® code marker cards for fluid pipes on aircrafts

B4/1 SES-MARKERS cassettes

B4 - Code marker strips

B5 - PLIOGRAPH marker system

B5/1 PLIOGRAPH^{Plus}

B5/2 PLIOGRAPH^{Plus} wire markers

B5/2 LMB labels for carriers LASER printable

B5/2 Label and profil for carriers PLIOGRAPH^{Plus}

B5/3 PLIOGRAPH^{Plus} carriers

B5/4 Tools and accessories

B6 - Rubber wire markers

B6/1 HELAVIA TWIN + LASER-ONE markers in pre-cut strings

B6/2 HELAVIA-RELIEF raised surface wire markers

B6/3 SILAVIA-TWIN + LASER-ONE markers in pre-cut strings

B7 - Plastic PLIO® wire markers

B7/1 PLIO-V-MARKERS in pre-cut form

B7/2 PLIO-M-MARKERS

B7/3 Carrier marker system

B7/4 PLIO-TEX-V^{Plus} markers in pre-cut form

B7/5 PLIOFAST marker system

B7/6 OPTO-MARKERS TC marker system

B8 - Identification systems

B8/1 PLIOGRIP identification system

B8/2 PLIO SNAP +® markers

B8/3 PLIO-CLIP markers

B9 - Markers

B9/1 HELAVIA LASER and HELAVIA-TWIN markers

B9/2 SILAVIA LASER and SILAVIA-TWIN silicone markers

B9/3 PLIO® PVC-based markers

B9/4 PLIOFINE and PLIO-R heat shrinkable markers black special print

B10 - Various markers special print

B10/1 Rigid insulating and identification markers ER & EC

B10/2 Printed boots for standard crimp terminals

B11 - Printed carriers with indelible marking

B11/1 Printed carriers PLIO® LASER marking

B11/2 Laser engraved or embossed INOX strips

B11/3 LASER write-on plates

B11/4 Bilyer plates engraved and cut with LASER

B12 - Label holders

B12/1 Carriers, labels and marking labels, LASER printed

B12/1 Label holder PLIO CLICK and LASER printable labels

B12/4 FB strapping label holder for tubes and cables

B12/5 SES-QUICK write-on plates

B12/5 QUICK-MARKERS pens

B12/6 PLIO® label holders

B12/9 PLIOMARK labels MAXI

B12/10 PLIOMARK labels in stainless steel MINOX

B12/11 Identification system MINOX PLUS

B13 - Printing devices

B13/5 SES-PREMO cold printing press

B13/20 Printer for sleeves, profiles and labels LETATWIN

B13/21 Tube printer PLIOSCRIB M-1 Pro

B13/22 Printer PLIOMARK-PRINT EOS5







Featured marking

SES-STERLING, manufacturer and specialist for cable identification.


From letterpress printing to laser printing, via thermal transfer, inkjet printing and hot-printing, SES-STERLING specializes in marking on different types of products, for personal identification of your installation.





Featured marking

Examples of identified products



Printed carriers



SES-QUICK cable ties



Sleeves



Heat shrinkable sleeving



Code marker cards



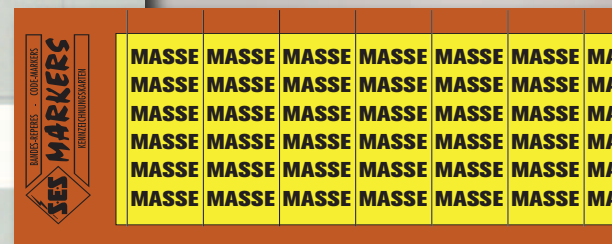
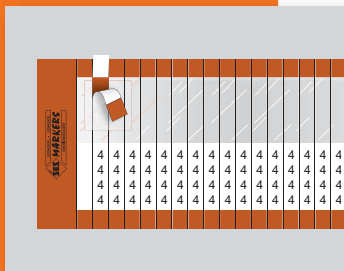

INOX carriers

Please contact our technical services.



B1

Code marker cards



The standard quality of the TEV material used in SES code marker strips results from several years of research in collaboration with domestic and foreign users. It consists of cotton protected by a special transparent film yielding excellent properties with regard to ageing, marking and legibility. Quality is permanently controlled and adapted to latest technical requirements.

The printed reference marks are protected by a varnish which gives them a good friction resistance, with various dust or deposits, like with certain chemical substances. Special cards EV are provided with a self-protection thanks to the covering of their impression by the transparent part of the ribbon.

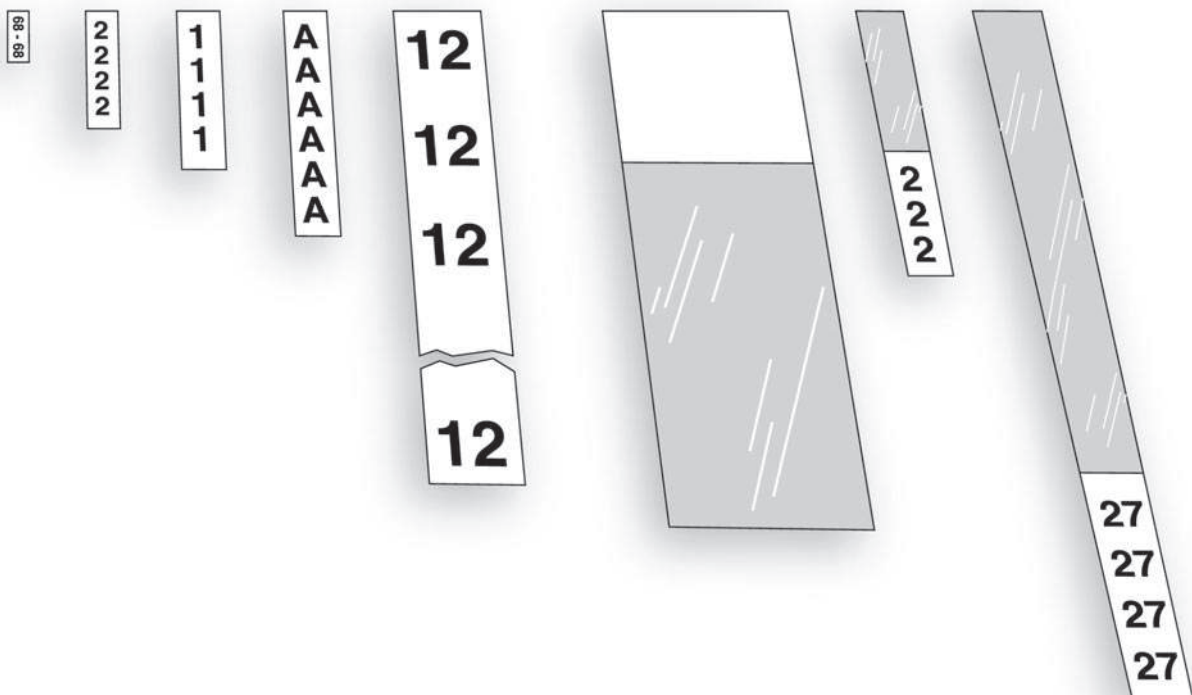
With more than 5000 types of standard reference marks, SES-MARKERS® cards allow a location before or after wiring or connection.


Ideal for work of maintenance and the repair of electric wiring. SES-MARKERS® code markers are a European product manufactured by SES-STERLING.

• Product information:

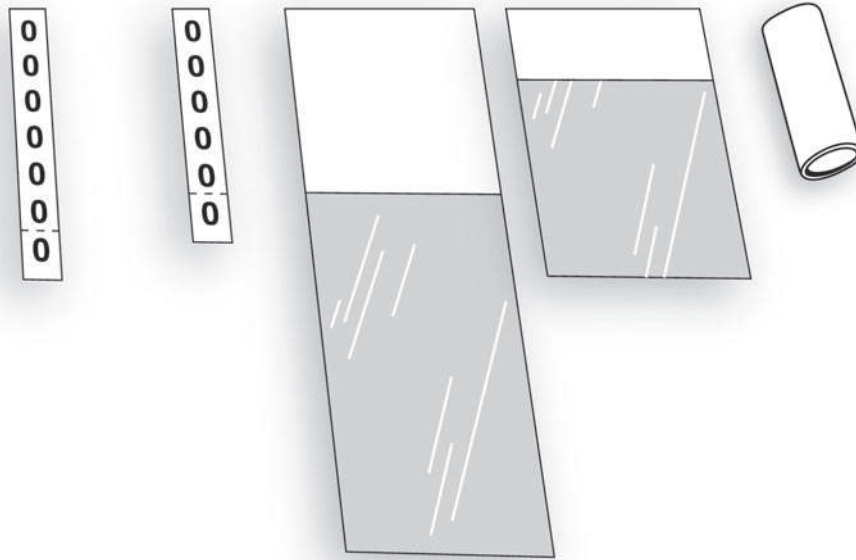
page	B1/1	B1/2	B1/3	B1/4	B1/5		B1/7
type	E8	E14	E19	E38	E92		EV unprinted
standard colour of the strip	white	white yellow colours	white yellow colours	white yellow colours	white yellow colours		white
length of the strip (mm)*	8 12	14	19	38	92		75 112,5 225
width of the strip (mm)*	3	4,5 - 6 7,5	6 - 7 9 - 11	6 - 7 - 9 11 - 14 16 - 18	12 - 14 - 20		25 - 37,5
for cable (mm)	Ø < 2,5	Ø < 4	Ø < 6	Ø < 12	Ø < 28		Ø 16 - 28 - 64*

* according to the model.



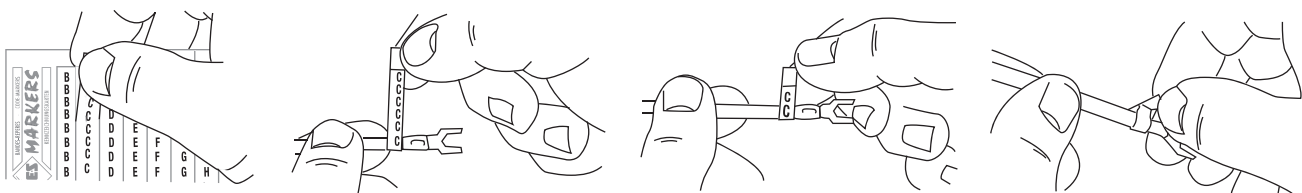
page	B1/9						B1/10
type	book SM	book SMR	book TAB	sheets SES-EV	sheets SES-EV laser	marking sleeves M-MARKERS	Varnish
colour of the strip	white	white	white	white	white - yellow	white	-
length of the strip (mm)*	38	32,5	75 - 150 - 230	38 - 75 150 - 230	35,5 - 142	length: 30 mm	
width of the strip (mm)*	5	5 - 7,5 - 10,5	25	23 - 25 46 - 50	25 - 50	sections: 1,5 to 16 mm ²	
for cable (mm)	Ø < 12	Ø < 9,5	Ø 8 to 63	Ø 3 to 63	Ø 7 to 36	Ø 2,8 to 7,9	

* according to model.



• Specification of the code marker cards:

Each strip is provided with a break-off tab that prevents touching the adhesive with consequent loss of adhesion.



Code marker cards E 8 printed



SES-MARKERS®
Quality TEV



E 8

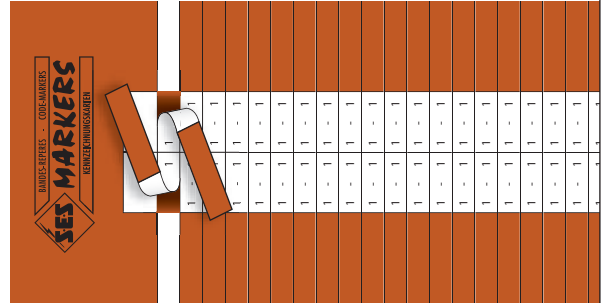
Material: TEV vinyl covered cotton
Operating temperatures: -30 to +105°C (class A)
 -40 to +150°C (short term)
Temperatures of application: +10 to +40°C
Adhesive: special thermal setting adhesive
Adherence on steel: 2,5 N/cm
Tensile strength at break: 80 N/cm

Dimension of the card: 255 x 30 or 40 mm
Print height: 1,6 mm

Strip number: 150 to 156 strips
Strip width: 3 mm
Strip length: 8 and 12 mm (for wires up to Ø 2,5 mm)
Strip thickness: 0,30 mm
Standard colour: white

Packaging: 10 cards same legend (for smaller quantities an extra charge will be applied).

Ø < 2,5 mm



• Product information

Figures and letters repeated	Figures and letters in series

Code marker cards

E 8 printed



SES-MARKERS®

Quality TEV



Article number

Example for order:
E8 white strip - legend M

Ø < 2,5 mm

code group	detail article	code colour	code legend
0:3:0:1	0:0:1:0	0:0:1	x:x:x:x

0:3:0:1	0:0:1:0	0:0:1	M
---------	---------	-------	---

legend	code legend	number strips /card	legend	code legend	number strips /card	legend	code legend	number strips /card
0	0	150	A	A	150	0 → 74	S74	150
1	1	150	B	B	150	75 → 149	S149	150
2	2	150	C	C	150	A → Z	A-Z	156
3	3	150	D	D	150			
4	4	150	E	E	150			
5	5	150	F	F	150			
6.	6	150	G	G	150			
7	7	150	H	H	150			
8	8	150	I	I	150			
9.	9	150	J	J	150			
10	10	150	K	K	150			
11	11	150	L	L	150			
12	12	150	M	M	150			
13	13	150	N	N	150			
14	14	150	O	O	150			
15	15	150	P	P	150			
16	16	150	Q	Q	150			
17	17	150	R	R	150			
18	18	150	S	S	150			
19	19	150	T	T	150			
20	20	150	U	U	150			
			V	V	150			
			W	W	150			
			X	X	150			
			Y	Y	150			
			Z	Z	150			

Other legends upon request with a minimum of order of 10 cards.



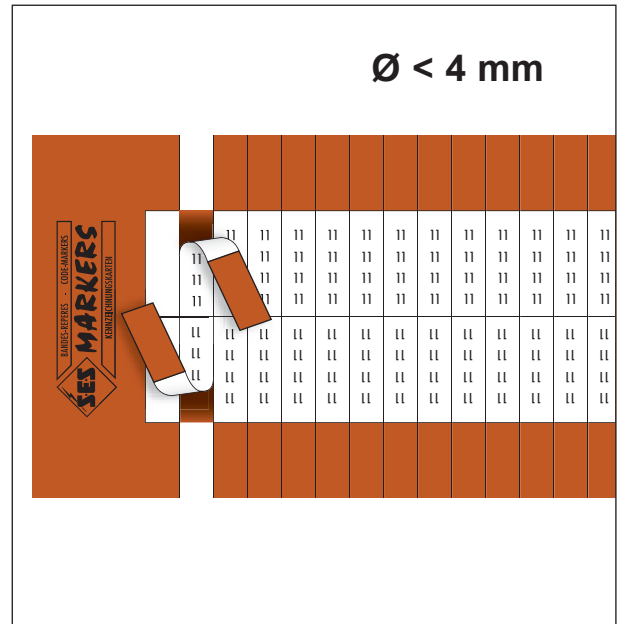
E 14

Material: TEV vinyl covered cotton
Operating temperatures: -30 to +105°C (class A)
 -40 to +150°C (short term)
Temperature of application: +10 to +40°C
Adhesive: special thermosetting adhesive
Adherence on steel: 2,5 N/cm
Tensile strength: 80 N/cm

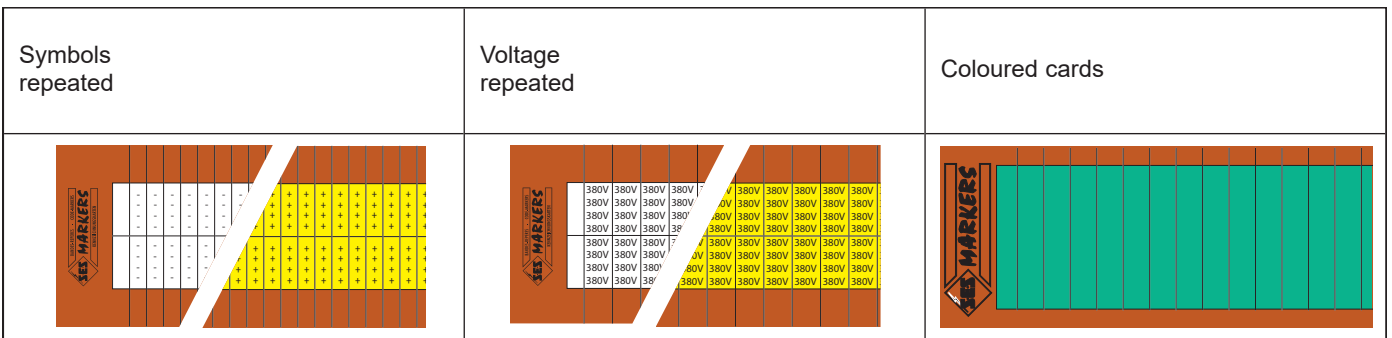
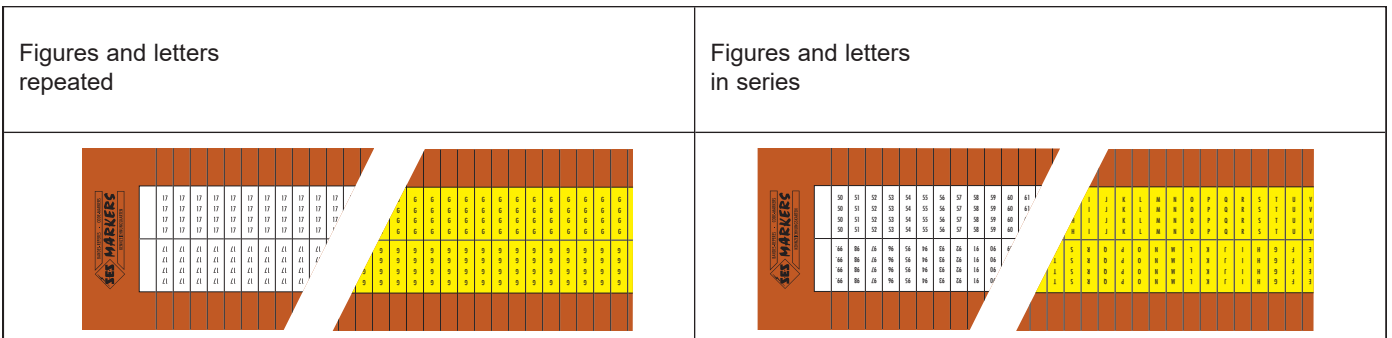
Dimension of the card: 255 x 48 mm
Print height: 1,8 mm

Strip number: 60 to 104 strips
Strip width: 4,5 to 7,5 mm
Strip length: 14 mm (for wires up to Ø 4 mm)
Strip thickness: 0,30 mm
Standard colours: white - yellow

Packaging: 10 cards same legend (for smaller quantities an extra charge will be applied).



• Product information



Code marker cards

E 14 printed



SES-MARKERS®
Quality TEV



Article number white strip

code group	detail article	code colour	code legend
0301	0009	001	x x x x

Article number yellow strip

code group	detail article	code colour	code legend
0301	0009	004	x x x x

Example for order:

E14 white strip - legend 34

0301	0009	001	34
------	------	-----	----

∅ < 4 mm

E14 yellow strip - legend 0 → 49

0301	0009	004	S49
------	------	-----	-----

legend	code legend	number strips /card	legend	code legend	number strips /card	legend	code legend	number strips /card	legend	code legend	number strips /card
0	0	100	34	34	100	68	68	100	A	A	100
1	1	100	35	35	100	69	69	100	B	B	100
2	2	100	36	36	100	70	70	100	C	C	100
3	3	100	37	37	100	71	71	100	D	D	100
4	4	100	38	38	100	72	72	100	E	E	100
5	5	100	39	39	100	73	73	100	F	F	100
6	6	100	40	40	100	74	74	100	G	G	100
7	7	100	41	41	100	75	75	100	H	H	100
8	8	100	42	42	100	76	76	100	I	I	100
9	9	100	43	43	100	77	77	100	J	J	100
10	10	100	44	44	100	78	78	100	K	K	100
11	11	100	45	45	100	79	79	100	L	L	100
12	12	100	46	46	100	80	80	100	M	M	100
13	13	100	47	47	100	81	81	100	N	N	100
14	14	100	48	48	100	82	82	100	O	O	100
15	15	100	49	49	100	83	83	100	P	P	100
16	16	100	50	50	100	84	84	100	Q	Q	100
17	17	100	51	51	100	85	85	100	R	R	100
18	18	100	52	52	100	86	86	100	S	S	100
19	19	100	53	53	100	87	87	100	T	T	100
20	20	100	54	54	100	88	88	100	U	U	100
21	21	100	55	55	100	89	89	100	V	V	100
22	22	100	56	56	100	90	90	100	W	W	100
23	23	100	57	57	100	91	91	100	X	X	100
24	24	100	58	58	100	92	92	100	Y	Y	100
25	25	100	59	59	100	93	93	100	Z	Z	100
26	26	100	60	60	100	94	94	100	L1	L1	100
27	27	100	61	61	100	95	95	100	L2	L2	100
28	28	100	62	62	100	96	96	100	L3	L3	100
29	29	100	63	63	100	97	97	100	24V	24V	74
30	30	100	64	64	100	98	98	100	32V	32V	74
31	31	100	65	65	100	99	99	100	48V	48V	74
32	32	100	66	66	100	100	100	74	110V	110V	60
33	33	100	67	67	100				220V	220V	60
0 → 49	S49	100	A → Z	A-Z	104	+	+	100	230V	230V	60
50 → 99	S99	100				-	-	100	240V	240V	60
100 → 136	S136	74				⏏	SYTE	100	380V	380V	60
137 → 173	S173	74									
174 → 210	S210	74									

Other legends upon request with a minimum of order of 10 cards.



Code marker cards

E 14 unprinted

Coloured strip



SES-MARKERS®

Quality TEV



E 14 unprinted

Material: TEV vinyle covered cotton
Operating temperatures: -30 to +105°C (class A)
 -40 to +150°C (short term)
Temperature of application: +10 to +40°C
Adhesive: special thermosetting adhesive
Adherence on steel: 2,5 N/cm
Tensile strength: 80 N/cm

Dimension of the card: 255 x 48 mm

Strip number: 100 strips
Strip width: 4,5 mm
Strip length: 14 mm (for wires up to Ø 4 mm)
Strip thickness: 0,30 mm

Packaging: 10 cards



Article number

code group	detail article	code colour	code legend
0301	009	x x x	x x x x

Example for order:
E14 violet unprinted

0301	009	008	VT
------	-----	-----	----

code colour	001	002	003	004	005	006	007	008	010	013	015	020	021	022	088	060
code abbreviation	WH	BU	GN	YE	OG	BN	RD	VT	BK	GY	PK	LB	LG	LN	BX	YEGN

These marker cards are available printed upon request.



B1/10-01



B1/7-01



B2/7-02



E 19

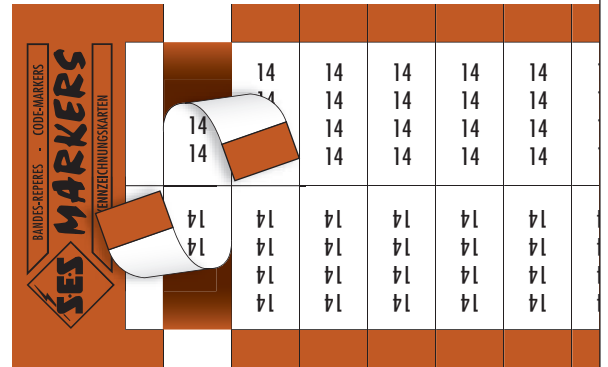
Material: TEV vinyle covered cotton
Operating temperatures: -30 to +105°C (class A)
 -40 to +150°C (short term)
Temperatures of application: +10 to +40°C
Adhesive: special thermosetting adhesive
Adherence on steel: 2,5 N/cm
Tensile strength: 80 N/cm

Dimension of the card: 255 x 48 mm
Print height: 2,6 mm

Strip number: 40 to 74 strips
Strip width: 6 to 11 mm
Strip length: 19 mm (for wires up to Ø 6 mm)
Strip thickness: 0,30 mm
Standard colours: white - yellow

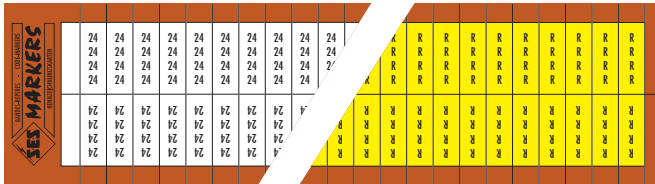
Packaging: 10 cards same legend (for smaller quantities an extra charge will be applied).

Ø < 6 mm

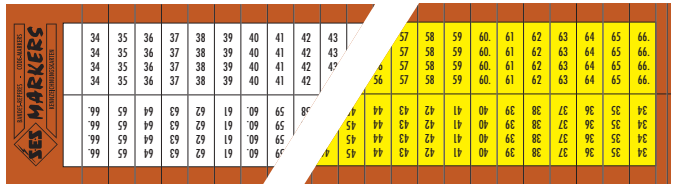


• **Product information**

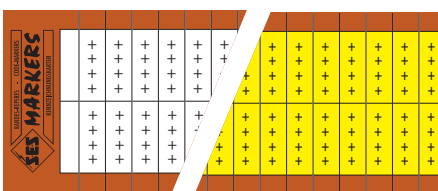
Figures and letters repeated



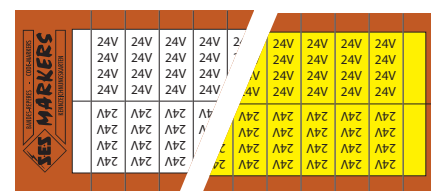
Figures and letters in series



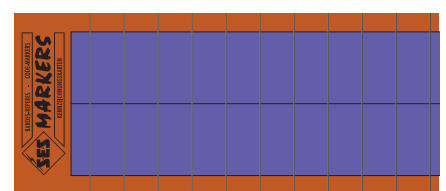
Symbols repeated



Voltage repeated



Coloured cards





Article number white strip

code group	detail article	code colour	code legend
0301	0008	001	x x x x

Article number yellow strip

code group	detail article	code colour	code legend
0301	0008	004	x x x x

Example for order:

E19 strip white - legend 21

0301	0008	001	21
------	------	-----	----

∅ < 6 mm

E19 strip yellow - legend S

0301	0008	004	S
------	------	-----	---

legend	code legend	number strips /card	legend	code legend	number strips /card	legend	code legend	number strips /card	legend	code legend	number strips /card
0	0	66	40	40	66	80	80	66	A	A	66
1	1	66	41	41	66	81	81	66	B	B	66
2	2	66	42	42	66	82	82	66	C	C	66
3	3	66	43	43	66	83	83	66	D	D	66
4	4	66	44	44	66	84	84	66	E	E	66
5	5	66	45	45	66	85	85	66	F	F	66
6	6	66	46	46	66	86	86	66	G	G	66
7	7	66	47	47	66	87	87	66	H	H	66
8	8	66	48	48	66	88	88	66	I	I	66
9	9	66	49	49	66	89	89	66	J	J	66
10	10	66	50	50	66	90	90	66	K	K	66
11	11	66	51	51	66	91	91	66	L	L	66
12	12	66	52	52	66	92	92	66	M	M	66
13	13	66	53	53	66	93	93	66	N	N	66
14	14	66	54	54	66	94	94	66	O	O	66
15	15	66	55	55	66	95	95	66	P	P	66
16	16	66	56	56	66	96	96	66	Q	Q	66
17	17	66	57	57	66	97	97	66	R	R	66
18	18	66	58	58	66	98	98	66	S	S	66
19	19	66	59	59	66	99	99	66	T	T	66
20	20	66	60	60	66	100	100	50	U	U	66
21	21	66	61	61	66				V	V	66
22	22	66	62	62	66				W	W	66
23	23	66	63	63	66	0 → 9.	S9	66	X	X	66
24	24	66	64	64	66	1 → 33	S33	66	Y	Y	66
25	25	66	65	65	66	34 → 66.	S66	66	Z	Z	66
26	26	66	66.	66	66	67 → 99.	S99	66	A → Z	A-Z	66
27	27	66	67	67	66	100 → 124	S124	50	L1	L1	66
28	28	66	68	68	66	125 → 149	S149	50	L2	L2	66
29	29	66	69	69	66	150 → 174	S174	50	L3	L3	66
30	30	66	70	70	66	175 → 199	S199	50	PE	PE	66
31	31	66	71	71	66						
32	32	66	72	72	66	24V	24V	50	+	+	66
33	33	66	73	73	66	32V	32V	50	-	-	66
34	34	66	74	74	66	48V	48V	50	⏏	SYTE	66
35	35	66	75	75	66	110V	110V	40			
36	36	66	76	76	66	220V	220V	40			
37	37	66	77	77	66	230V	230V	40			
38	38	66	78	78	66	240V	240V	40			
39	39	66	79	79	66	380V	380V	40			

Other legends upon request with a minimum of order of 10 cards.



Code marker cards

E 19 unprinted

Coloured strip



SES-MARKERS®

Quality TEV



E 19 unprinted

Material: TEV vinyle covered cotton
Operating temperatures: -30 to +105°C (class A)
 -40 to +150°C (short term)
Temperatures of application: +10 to +40°C
Adhesive: special thermosetting adhesive
Adherence on steel: 2,5 N/cm
Tensile strength: 80 N/cm

Dimension of the card: 255 x 48 mm

Strip number: 66 strips
Strip width: 7 mm
Strip length: 19 mm (for wires up to Ø 6 mm)
Strip thickness: 0,30 mm

Packaging: 10 cards



Article number

code group	detail article	code colour	code legend
0301	0008	x x x	x x x x

Example for order:
E19 strip pink without print

0301	0008	015	PK
------	------	-----	----

code colour	001	002	003	004	005	006	007	008	010	013	015	020	021	022	088	060
code abbreviation	white	blue	green	yellow	orange	brown	red	violet	black	grey	pink	light blue	light grey	light green	maroon	yellow/green
	WH	BU	GN	YE	OG	BN	RD	VT	BK	GY	PK	LB	LG	LN	BX	YEGN

These marker cards are available printed upon request.



B1/10-01



B1/7-01



B2/7-02



E 38

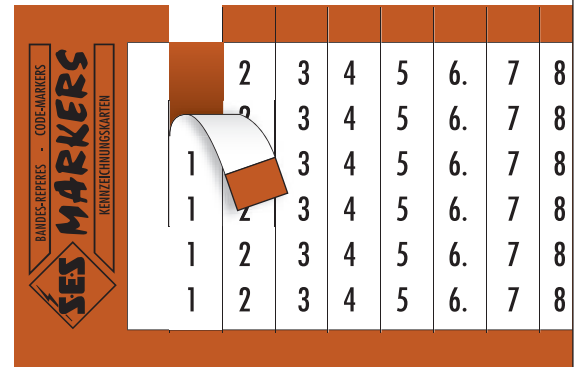
Material: TEV vinyle covered cotton
Operating temperatures: -30 to +105°C (class A)
 -40 to +150°C (short term)
Temperatures of application: +10 to +40°C
Adhesive: special thermosetting adhesive
Adherence on steel: 2,5 N/cm
Tensile strength: 80 N/cm

Dimension of the card: 255 x 48 mm
Print height: 3,1 mm

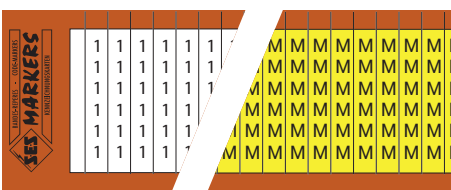
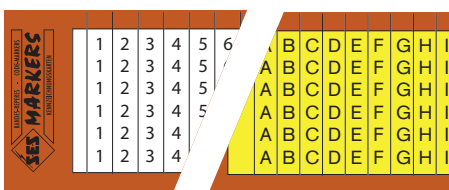
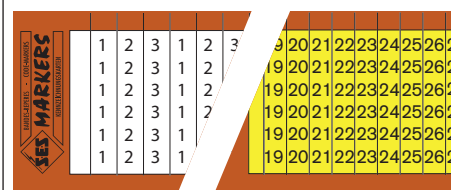
Strip number: 12 to 37 strip
Strip width: 6 to 18 mm
Strip length: 38 mm (for wires up to Ø 12 mm)
Strip thickness: 0,30 mm
Standard colours: white - yellow

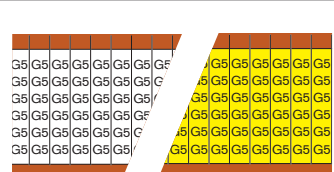
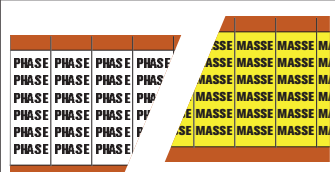
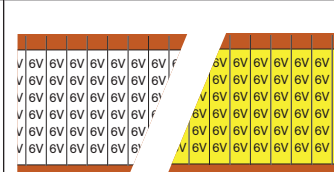
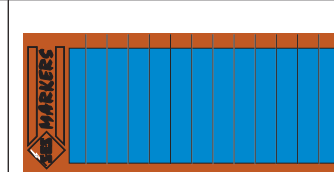
Packaging: 10 cards same legend (for smaller quantities an extra charge will be applied).

Ø < 12 mm



• Product information

Figures and letters repeated	Figures and letters in series	Figures in repetitive groups
		

Figures and letters combined repeated	Phases repeated	Voltages repeated	Coloured cards
			



Article number white strip

code group	detail article	code colour	code legend
0301	0001	001	x x x x

Article number yellow strip

code group	detail article	code colour	code legend
0301	0001	004	x x x x

Example for order:

E38 white strip - legend 09.

0301	0001	001	09
------	------	-----	----

Ø < 12 mm

E38 yellow strip - legend 0 → 9.

0301	0001	004	0-9
------	------	-----	-----

legend	code legend	number strips /card	legend	code legend	number strips /card	legend	code legend	number strips /card	legend	code legend	number strips /card
0	0	37	40	40	37	80	80	37	A	A	37
1	1	37	41	41	37	81	81	37	B	B	37
2	2	37	42	42	37	82	82	37	C	C	37
3	3	37	43	43	37	83	83	37	D	D	37
4	4	37	44	44	37	84	84	37	E	E	37
5	5	37	45	45	37	85	85	37	F	F	37
6	6	37	46	46	37	86	86	37	G	G	37
7	7	37	47	47	37	87	87	37	H	H	37
8	8	37	48	48	37	88	88	37	I	I	37
9	9	37	49	49	37	89	89	37	J	J	37
10	10	37	50	50	37	90	90	33	K	K	37
11	11	37	51	51	37	91	91	37	L	L	37
12	12	37	52	52	37	92	92	37	M	M	37
13	13	37	53	53	37	93	93	37	N	N	37
14	14	37	54	54	37	94	94	37	O	O	37
15	15	37	55	55	37	95	95	37	P	P	37
16	16	37	56	56	37	96	96	37	Q	Q	37
17	17	37	57	57	37	97	97	37	R	R	37
18	18	37	58	58	37	98	98	37	S	S	37
19	19	37	59	59	37	99	99	33	T	T	37
20	20	37	60	60	33	100	100	25	U	U	37
21	21	37	61	61	37				V	V	37
22	22	37	62	62	37	00	00	33	W	W	37
23	23	37	63	63	37	01	01	33	X	X	37
24	24	37	64	64	37	02	02	33	Y	Y	37
25	25	37	65	65	37	03	03	33	Z	Z	37
26	26	37	66	66	33	04	04	33	A → Z	A-Z	37
27	27	37	67	67	37	05	05	33	0 → 9	0-9	37
28	28	37	68	68	37	06	06	33	0 → 10	0-10	33
29	29	37	69	69	37	07	07	33	1 → 3	1-3	36
30	30	37	70	70	37	08	08	33	1 → 4	1-4	36
31	31	37	71	71	37	09	09	33	1 → 5	1-5	35
32	32	37	72	72	37				1 → 6	1-6	36
33	33	37	73	73	37				1 → 8	1-8	32
34	34	37	74	74	37				1 → 9	1-9	36
35	35	37	75	75	37				1 → 12	1-12	36
36	36	37	76	76	37				1 → 16	1-16	32
37	37	37	77	77	37				1 → 18	1-18	36
38	38	37	78	78	37				19 → 36	1936	36
39	39	37	79	79	37						
						1 → 33	S33	33			
						34 → 66	S66	33			
						67 → 99	S99	33			
						100 → 124	S124	25			
						125 → 149	S149	25			
						150 → 174	S174	25			
						175 → 199	S199	25			

Other legends upon request with a minimum of order of 10 cards.





Article number white strip

code group	detail article	code colour	code legend
0301	0001	001	x x x x

Article number yellow strip

code group	detail article	code colour	code legend
0301	0001	004	x x x x

Example for order:

E38 white strip - legend L1

0301	0001	001	L1
------	------	-----	----

Ø < 12 mm

E38 yellow strip - legend 1U1

0301	0001	004	1U1
------	------	-----	-----

legend	code legend	number strips /card	legend	code legend	number strips /card	legend	code legend	number strips /card	legend	code legend	number strips /card
A1	A1	33	H4	H4	33	R3	R3	33	W5	W5	33
A2	A2	33	H5	H5	33	R4	R4	33	W6	W6	33
A3	A3	33	J1	J1	33	R5	R5	33	X1	X1	33
A4	A4	33	J2	J2	33	R6	R6	33	X2	X2	33
A5	A5	33	J3	J3	33	R7	R7	33	X3	X3	33
A6	A6	33	J4	J4	33	R8	R8	33	X4	X4	33
B1	B1	33	K1	K1	33	R9	R9	33	Y1	Y1	33
B2	B2	33	K2	K2	33	R10	R10	25	Y2	Y2	33
B3	B3	33	K3	K3	33	S1	S1	33	Y3	Y3	33
B4	B4	33	K4	K4	33	S2	S2	33	Y4	Y4	33
B5	B5	33	L1	L1	33	S3	S3	33	Z1	Z1	33
C1	C1	33	L2	L2	33	S4	S4	33	Z2	Z2	33
C2	C2	33	L3	L3	33	S5	S5	33	Z3	Z3	33
C3	C3	33	L4	L4	33	S6	S6	33	Z4	Z4	33
C4	C4	33	L5	L5	33	T1	T1	33	1U	1U	33
C5	C5	33	L6	L6	33	T2	T2	33	2U	2U	33
C6	C6	33	L7	L7	33	T3	T3	33	1V	1V	33
D1	D1	33	L8	L8	33	T4	T4	33	2V	2V	33
D2	D2	33	L9	L9	33	T5	T5	33	1W	1W	33
D3	D3	33	M1	M1	33	T6	T6	33	2W	2W	33
D4	D4	33	M2	M2	33	T7	T7	33	1U1	1U1	25
D5	D5	33	M3	M3	33	T8	T8	33	1U2	1U2	25
E1	E1	33	M4	M4	33	T9	T9	33	2U1	2U1	25
E2	E2	33	M5	M5	33	T10	T10	25	2U2	2U2	25
E3	E3	33	M6	M6	33	U1	U1	33	1V1	1V1	25
E4	E4	33	O1	O1	33	U2	U2	33	1V2	1V2	25
E5	E5	33	O2	O2	33	U3	U3	33	2V1	2V1	25
F1	F1	33	O3	O3	33	U4	U4	33	2V2	2V2	25
F2	F2	33	O4	O4	33	U5	U5	33	1W1	1W1	25
F3	F3	33	O5	O5	33	U6	U6	33	1W2	1W2	25
F4	F4	33	O6	O6	33	V1	V1	33	2W1	2W1	25
F5	F5	33	O7	O7	33	V2	V2	33	2W2	2W2	25
G1	G1	33	O8	O8	33	V3	V3	33			
G2	G2	33	O9	O9	33	V4	V4	33			
G3	G3	33	P1	P1	33	V5	V5	33			
G4	G4	33	P2	P2	33	V6	V6	33			
G5	G5	33	P3	P3	33	W1	W1	33			
H1	H1	33	P4	P4	33	W2	W2	33			
H2	H2	33	R1	R1	33	W3	W3	33			
H3	H3	33	R2	R2	33	W4	W4	33			

Other legends upon request with a minimum of order of 10 cards.





Article number white strip

code group	detail article	code colour	code legend
0301	0001	001	xxxxx

Article number yellow strip

code group	detail article	code colour	code legend
0301	0001	004	xxxxx

Example for order:

E38 strip white - legend PHASE

0301	0001	001	PHAS
------	------	-----	------

Ø < 12 mm

E38 strip yellow - legend 230V

0301	0001	004	230V
------	------	-----	------

legend	code legend	number strips /card	legend	code legend	number strips /card	legend	code legend	number strips /card
PHASE	PHAS	17	+	+	33	3V	3V	33
PHASE-1	PHA1	12				5V	5V	33
PHASE-2	PHA2	12				6V	6V	33
PHASE-3	PHA3	12	-	-	33	12V	12V	25
PH	PH	33				24V	24V	25
MASSE	MASS	17				32V	32V	25
PE	PE	33	⏚	SYTE	33	48V	48V	25
NEUT	NEUT	20				110V	110V	20
OUT	OUT	25				220V	220V	20
NEUTRE	NEUE	14				230V	230V	20
TERRE	TERR	17				240V	240V	20
						380V	380V	20

Other legends upon request with a minimum of order of 10 cards.



Code marker cards

E 38 unprinted

Coloured strip



SES-MARKERS®

Quality TEV



E 38 unprinted

Material: TEV vinyle covered cotton
Operating temperatures: -30 to +105°C (class A)
 -40 to +150°C (short term)
Temperatures of application: +10 to +40°C
Adhesive: special thermosetting adhesive
Adherence on steel: 2,5 N/cm
Tensile strength: 80 N/cm

Dimension of the card: 255 x 48 mm

Strip number: 33 strips
Strip width: 7 mm
Strip length: 38 mm (for wires up to Ø 12 mm)
Strip thickness: 0,30 mm

Packaging: 10 cards



Article number

code group	detail article	code colour	code legend
0:3:0:1	0:0:0:1	x:x:x	x:x:x

Example for order:
E38 strip blue unprinted

0:3:0:1	0:0:0:1	0:0:2	B:U
---------	---------	-------	-----

code colour	001	002	003	004	005	006	007	008	010	013	015	020	021	022	088	060
code abbreviation	white	blue	green	yellow	orange	brown	red	violet	black	grey	pink	light blue	pebble gray	light green	maroon	yellow/green
	WH	BU	GN	YE	OG	BN	RD	VT	BK	GY	PK	LB	LG	LN	BX	YEGN

These marker cards are available printed upon request.



B1/10-01



B1/7-01



B2/7-02



Code marker cards

E 92 printed



SES-MARKERS®
Quality TEV



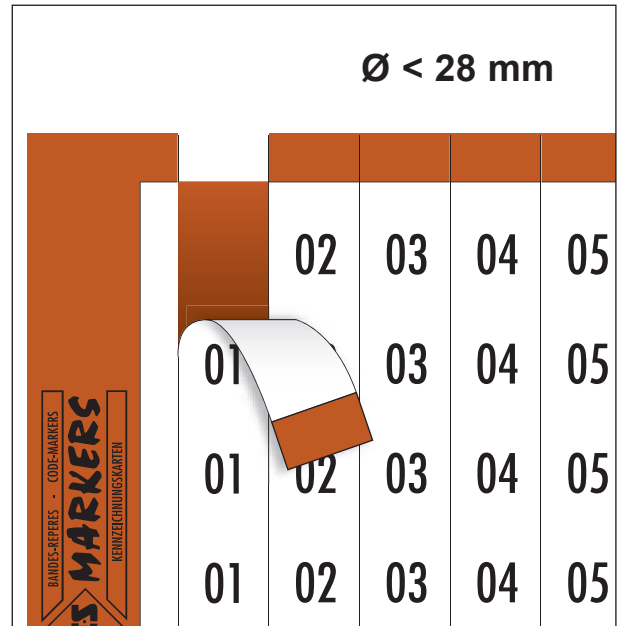
E 92

Material: TEV vinyle covered cotton
Operating temperatures: -30 to +105°C (class A)
 -40 to +150°C (short term)
Temperatures of application: +10 to +40°C
Adhesive: special thermosetting adhesive
Adherence on steel: 2,5 N/cm
Tensile strength: 80 N/cm

Dimension of the card: 255 x 105 mm
Print height: 6,1 mm

Strip number: 11 to 18 strips
Strip width: 12 to 20 mm
Strip length: 92 mm (for wires up to Ø 28 mm)
Strip thickness: 0,30 mm
Standard colours: white - yellow

Packaging: 10 cards same legend (for smaller quantities an extra charge will be applied).



• Product information

Figures and letters repeated	Figures repeated

Voltages repeated	Symbols repeated	Figures and letters combined repeated	Coloured cards





Article number white strip

code group	detail article	code colour	code legend
0301	0002	001	x x x x

Example for order:

E92 strip white - legend 80

0301	0002	001	80
------	------	-----	----

∅ < 28 mm

Article number yellow strip

code group	detail article	code colour	code legend
0301	0002	004	x x x x

E92 strip yellow - legend S

0301	0002	004	S
------	------	-----	---

legend	code legend	number strips /card	legend	code legend	number strips /card	legend	code legend	number strips /card	legend	code legend	number strips /card
0	0	18	40	40	18	80	80	18	A	A	18
1	1	18	41	41	18	81	81	18	B	B	18
2	2	18	42	42	18	82	82	18	C	C	18
3	3	18	43	43	18	83	83	18	D	D	18
4	4	18	44	44	18	84	84	18	E	E	18
5	5	18	45	45	18	85	85	18	F	F	18
6	6	18	46	46	18	86	86	18	G	G	18
7	7	18	47	47	18	87	87	18	H	H	18
8	8	18	48	48	18	88	88	18	I	I	18
9	9	18	49	49	18	89	89	18	J	J	18
10	10	18	50	50	18	90	90	18	K	K	18
11	11	18	51	51	18	91	91	18	L	L	18
12	12	18	52	52	18	92	92	18	M	M	18
13	13	18	53	53	18	93	93	18	N	N	18
14	14	18	54	54	18	94	94	18	O	O	18
15	15	18	55	55	18	95	95	18	P	P	18
16	16	18	56	56	18	96	96	18	Q	Q	18
17	17	18	57	57	18	97	97	18	R	R	18
18	18	18	58	58	18	98	98	18	S	S	18
19	19	18	59	59	18	99	99	18	T	T	18
20	20	18	60	60	18				U	U	18
21	21	18	61	61	18				V	V	18
22	22	18	62	62	18				W	W	18
23	23	18	63	63	18				X	X	18
24	24	18	64	64	18				Y	Y	18
25	25	18	65	65	18				Z	Z	18
26	26	18	66	66	18						
27	27	18	67	67	18	01 → 09.	S9	18	12V	12V	16
28	28	18	68	68	18	1 → 18	S18	18	24V	24V	16
29	29	18	69	69	18	19 → 36	S36	18	48V	48V	16
30	30	18	70	70	18	37 → 54	S54	18	110V	110V	11
31	31	18	71	71	18	55 → 72	S72	18	220V	220V	11
32	32	18	72	72	18	73 → 90.	S90	18	230V	230V	11
33	33	18	73	73	18	91 → 99.	S99	18	380V	380V	11
34	34	18	74	74	18						
35	35	18	75	75	18				+	+	18
36	36	18	76	76	18				-	-	18
37	37	18	77	77	18				⚡	SYMA	18
38	38	18	78	78	18				⚡	SYTE	18
39	39	18	79	79	18						

Other legends upon request with a minimum of order of 10 cards.





Article number white strip

code group	detail article	code colour	code legend
0301	0002	001	x x x x

Example for order:

E92 strip white - legend F3

0301	0002	001	F3
------	------	-----	----

Ø < 28 mm

Article number yellow strip

code group	detail article	code colour	code legend
0301	0002	004	x x x x

E92 strip yellow - legend L2

0301	0002	004	L2
------	------	-----	----

legend	code legend	number strips /card	legend	code legend	number strips /card	legend	code legend	number strips /card	legend	code legend	number strips /card
A1	A1	18	F4	F4	18	M4	M4	18	U3	U3	18
A2	A2	18	F5	F5	18	M5	M5	18	U4	U4	18
A3	A3	18	G1	G1	18	P1	P1	18	U5	U5	18
A4	A4	18	G2	G2	18	P2	P2	18	V1	V1	18
A5	A5	18	G3	G3	18	P3	P3	18	V2	V2	18
B1	B1	18	G4	G4	18	P4	P4	18	V3	V3	18
B2	B2	18	G5	G5	18	R1	R1	18	V4	V4	18
B3	B3	18	H1	H1	18	R2	R2	18	V5	V5	18
B4	B4	18	H2	H2	18	R3	R3	18	V6	V6	18
B5	B5	18	H3	H3	18	R4	R4	18	W1	W1	18
C1	C1	18	H4	H4	18	R5	R5	18	W2	W2	18
C2	C2	18	H5	H5	18	S1	S1	18	W3	W3	18
C3	C3	18	J1	J1	18	S2	S2	18	W4	W4	18
C4	C4	18	J2	J2	18	S3	S3	18	W5	W5	18
C5	C5	18	J3	J3	18	S4	S4	18	W6	W6	18
D1	D1	18	J4	J4	18	S5	S5	18	X1	X1	18
D2	D2	18	K1	K1	18	T1	T1	18	X2	X2	18
D3	D3	18	K2	K2	18	T2	T2	18	X3	X3	18
D4	D4	18	K3	K3	18	T3	T3	18	X4	X4	18
D5	D5	18	K4	K4	18	T4	T4	18	Y1	Y1	18
E1	E1	18	L1	L1	18	T5	T5	18	Y2	Y2	18
E2	E2	18	L2	L2	18	T6	T6	18	Y3	Y3	18
E3	E3	18	L3	L3	18	T7	T7	18	Y4	Y4	18
E4	E4	18	L4	L4	18	T8	T8	18	Z1	Z1	18
E5	E5	18	L5	L5	18	T9	T9	18	Z2	Z2	18
F1	F1	18	M1	M1	18	T10	T10	16	Z3	Z3	18
F2	F2	18	M2	M2	18	U1	U1	18	Z4	Z4	18
F3	F3	18	M3	M3	18	U2	U2	18			

Other legends upon request with a minimum of order of 10 cards.



Code marker cards

E 92 unprinted

Coloured strip



SES-MARKERS®

Quality TEV



E 92 unprinted

Material: TEV vinyle covered cotton
Operating temperatures: -30 to +105°C (class A)
 -40 to +150°C (short term)
Temperatures of application: +10 to +40°C
Adhesive: special thermosetting adhesive
Adherence on steel: 2,5 N/cm
Tensile strength: 80 N/cm

Dimension of the card: 255 x 105 mm

Strip number: 18 strips
Strip width: 12 mm
Strip length: 92 mm (for wires up to Ø 28 mm)
Strip thickness: 0,30 mm

Packaging: 10 cards



Article number

code group	detail article	code colour	code legend
0:3:0:1	0:0:0:2	x:x:x	x:x:x

Example for order:
E92 strip green without print

0:3:0:1	0:0:0:2	0:0:3	G:N
---------	---------	-------	-----

code colour	001	002	003	004	005	006	007	008	010	013	015	020	021	022	088	060
code abbreviation	white WH	blue BU	green GN	yellow YE	orange OG	brown BN	red RD	violet VT	black BK	grey GY	pink PK	light blue LB	pebble gray LG	light green LN	maroon BX	yellow/green YEGN

These marker cards are available printed upon request.



B1/10-01



B1/7-01



B2/7-02



Code marker cards

Self adhesive, self protected EV strips white marking area



SES-MARKERS®

Quality EV



EV

Material: PVC transparent
Operating temperatures: -20 to +70°C
Application temperatures: +5 to +40°C
Adhesive: rubber
Adhesion to steel: > 3 N/cm
Tensile strength: 25 N/cm


Dimension of the card: 255 x 82 mm


Strip thickness: 0,15 mm
Standard colour: white

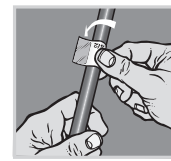
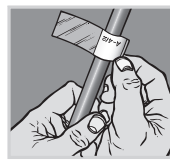

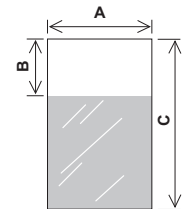
Packaging: 1 card

Specification:

- Marking by hand (with Nylon-point pen, biro or pencil).
- Self protection by foil strip.
- Resistant to oils and light solvents.
- Possibility of LASER marking for a readable and indelible marking (please contact us).




type	article number	dimensions of the strip A x C (mm)	for cable Ø (mm)	printing surface A x B (mm)	quantity of strips/card	 pce
EV 75/9	0307 0001 001	25 x 75	8 - 16	25 x 22	9	1
EV 112/6	0307 0002 001	25 x 112,5	8 - 28	25 x 22	6	1
EV 112/4	0307 0003 001	37,5 x 112,5	8 - 28	37,5 x 22	4	1
EV 225/2	0307 0004 001	37,5 x 225	8 - 64	37,5 x 22	2	1



Other colours upon request.

Permanent marker pen QUICK-MARKERS

type	article number	colour	point	 pce
EV-permanent	0307 0501 010	black	medium	1
PLIO-404 permanent	0307 0502 010	black	fine	1
PLIO-404 permanent	0307 0503 007	red	fine	1
PLIO-780 opaque	0307 0504 001	white	fine	1



Code marker books SM and SMR printed



SES-MARKERS®

Quality TEV



SM - SMR


Material: TEV vinyl-coated cloth
Operating temperatures: -30 to +105°C (class A)
 -40 to +150°C (short term)
Application temperatures: +10 to +40°C
Adhesive: special rubber, thermosetting
Adhesion to steel: 2,5 N/cm
Tensile strength: 80 N/cm

Strip dimensions:
 - **SM:** 38 x 5 mm (for cables Ø < 12 mm)
 - **SMR:** 32,5 x 5 mm (for cables Ø < 9,5 mm)

Strip thickness: 300 µm
Pages per book: 10
Standard colour: white
Packaging: 1 book

Legend: 6 or 7 repeated legends are printed on each strip. The last one can be removed to mark the corresponding terminal.

SM
 Ø < 12 mm



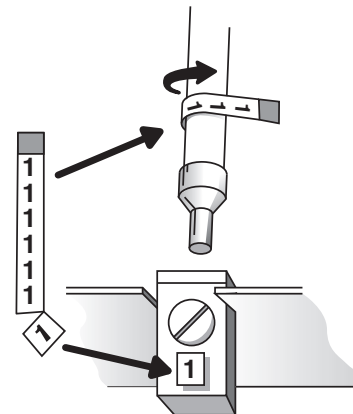
SMR
 Ø < 9,5 mm

• SM booklets

type	article number	legend	quantity of strips per legend
SM - 0-9	0305 0010 000	0 → 9, blank	40
SM - 0-43	0305 0011 000	0 → 43	10
SM - 44-87	0305 0012 000	44 → 87	10
SM - AZ	0305 0013 000	A → Z, +, -, 0 → 15	10
SM - 1-33	0305 0014 000	1 → 33, +, -, A, B, C, R, S, T, U, V, W	10
SM - 0	0305 0015 000	0	440
SM - 1	0305 0016 000	1	440
SM - 2	0305 0017 000	2	440
SM - 3	0305 0018 000	3	440
SM - 4	0305 0019 000	4	440
SM - 5	0305 0020 000	5	440
SM - 6	0305 0021 000	6.	440
SM - 7	0305 0022 000	7	440
SM - 8	0305 0023 000	8	440
SM - 9	0305 0024 000	9.	440

• SMR booklets

SMR - A-Z	0305 0050 000	0 → 9, A → Z, L1, L2	10
		+, -, ~, L3	20
SMR - BK01	0305 0110 000	0 → 9	46
SMR - BK02	0305 0120 000	A → Z, 0 → 15, +, -, /	10
SMR - BK03	0305 0130 000	1 → 45	10
SMR - BK07	0305 0170 000	L1, L2, L3	150
		1 → 15	6
SMR - BK08	0305 0180 000	16 → 90	4
		A → Z, +, -, /, 0	2
SMR - BK11	0305 0210 000	1 → 30	15
SMR - BK12	0305 0220 000	A → Z	15
		+, -	9



TAB code marker books

Self adhesive and self protected strips
with white marking area




SES-MARKERS®
Quality EV

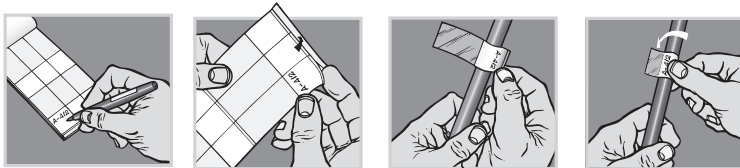
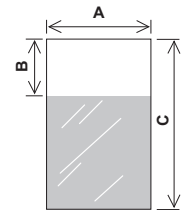


TAB

Material: PVC transparent
Operating temperatures: -30 to +80°C
Application temperatures: +5 to +40°C
Adhesive: acryl
Adhesion to steel: >4 N/cm
Ultimate elongation: 150 %
Strip thickness: 120 µm
Specification:
 - Marking by hand
 - Self protection by foil strip.
 - Resistant to oils and light solvents.



type	artide number	dimensions of the strip A x C (mm)	for cable Ø (mm)	printing surface A x B (mm)	quantity of strips/book	 pce
TAB 75 EV 25-75	0307 0052 000	25 x 75	8 - 14	25 x 25	60	1
TAB 150 EV 25-150	0307 0051 000	25 x 150	8 - 38	25 x 25	30	1
TAB 230 EV 25-230	0307 0050 000	25 x 230	8 - 63	25 x 25	30	1



➔ B1/7-01



SES-EV code marker sheet
Self adhesive, self protected EV strips unprinted
with white marking area





SES-EV
Quality EV

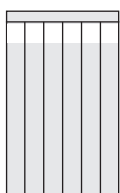
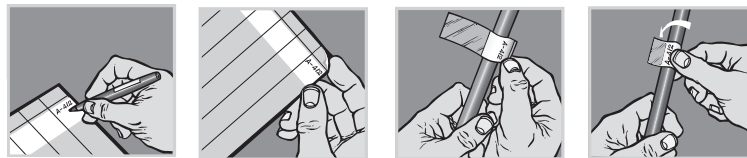
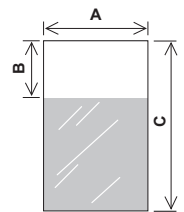


SES-EV

Material: PVC
Operating temperatures: -30 to +80°C
Application temperatures: +5 to +40°C
Adhesive: acryl
Adhesion to steel: >4 N/cm
Ultimate elongation: 150 %
Strip thickness: 110 µm
Specification:
 - Marking by hand.
 - Self protection by foil strip.
 - Resistant to oils and light solvents.




type	artide number	dimensions of the strip A x C (mm)	for cables of Ø (mm)	printing surface A x B (mm)	quantity of strips/sheet	dimension of the sheet (mm)	 pce
EV 25-230-6	0307 0071 000	25 x 230	8 - 63	25 x 25	6	150 x 245	1
EV 50-230-3	0307 0072 000	50 x 230	8 - 63	50 x 25	3	150 x 245	1
EV 23-150-10	0307 0073 000	23 x 150	8 - 38	23 x 25	10	165 x 230	1
EV 46-150-5	0307 0074 000	46 x 150	8 - 38	46 x 25	5	165 x 230	1
EV 23-75-20	0307 0075 000	23 x 75	8 - 14	23 x 25	20	165 x 230	1
EV 46-75-10	0307 0076 000	46 x 75	8 - 14	46 x 25	10	165 x 230	1
EV 23-38-40	0307 0077 000	23 x 38	3 - 8	23 x 10	40	165 x 230	1




EV 25-230-6



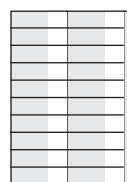
EV 50-230-3



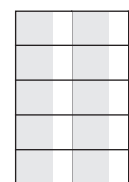
EV 23-150-10



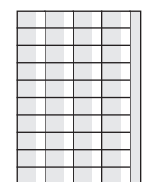
EV 46-150-5



EV 23-75-20



EV 46-75-10



EV 23-38-40

SES-EV code marker sheet
Self adhesive, self protected EV strips unprinted
LASER printable

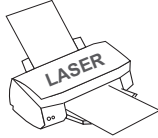


SES-EV
Quality EV




SES-EV

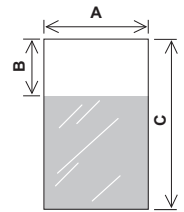
Material: PET
Operating temperatures: -40 to +125°C
Application temperatures: +10 to +40°C
Adhesive: acryl
Adhesion to steel: >3 N/cm
Strip thickness: 80 µm
Dimension of the sheet: A4 (210 x 297 mm)
Colours: white - yellow



- Specification:**
- Marking by laser printer.
 - Self protection by foil strip.
 - Resistant to oils and light solvents.



type	article number		dimension of the strip A x C (mm)	maxi. Ø of the cable mm	printing surface A x B (mm)	quantity of strips/sheet	sheets
	white 001	yellow 004					
EV 25-35-64	0307 0100 001	0307 0100 004	25 x 35,5	7	25 x 12,7	64	10
EV 25-57-40	0307 0101 001	0307 0101 004	25 x 57	12	25 x 19	40	10
EV 25-95-24	0307 0102 001	0307 0102 004	25 x 95	21	25 x 25,4	24	10
EV 25-142-16	0307 0103 001	0307 0103 004	25 x 142	36	25 x 25,4	16	10
EV 34-95-18	0307 0104 001	0307 0104 004	34 x 95	21	34 x 25,4	18	10
EV 50-57-20	0307 0105 001	0307 0105 004	50 x 57	12	50 x 19	20	10
EV 50-95-12	0307 0106 001	0307 0106 004	50 x 95	21	50 x 25,4	12	10
EV 50-142-8	0307 0107 001	0307 0107 004	50 x 142	36	50 x 25,4	8	10



You can download the printing software PLIOMARK-PRINT for these labels on our web site:
www.ses-sterling.com, choose **Products**, then **Software and Media**.

Free version for printing text only or full version (30-day trial) for printing text, image, logo, barcode and QR-code
 (full licence: item code 0317 0003 000).

Marking sleeves M-MARKERS without print



M-MARKERS





M-MARKERS

Material:	flexible PVC
Colour:	white
Operating temperatures:	-20 to +90°C
Hardness Shore A:	80 ± 5
Tensile strength at break:	18 MPa
Ultimate elongation:	250 %
Dielectric strength:	>20 kV/mm
Flame resistance:	V0 UL94

Applications: Marking of wire and cables from 2,8 to 7,9 mm ext. Ø. Used with our self-protected EV-labels or all other labels, these sleeves allow a fast and reusable cable marking.




type	artide number	for cables Ø mm	sections mm ²	length mm	 pcs
M-40 x 30	0362 0327 001	2,8 - 4,2	1,5 - 2,5 - 4	30	1000
M-50 x 30	0362 0328 001	3,4 - 4,9	4 - 6	30	1000
M-60 x 30	0362 0329 001	3,9 - 5,7	6 - 10	30	1000
M-65 x 30	0362 0330 001	4,2 - 6,6	10 -16	30	1000
M-80 x 30	0362 0331 001	4,6 - 7,9	16	30	1000



Code marker cards with strips
TEV




Self-adhesive, self protected strips
SES-EV



Self adhesive label
PLIOSCRIB



B1/4-01



B1/9-04



B13/21-03





Protecting varnish can be applied with a spray gun or a brush. Use the very soft brush in the lid to avoid mechanical damage of SES-MARKERS® printing.

It is not to be used in the proximity of fire or an incandescent source, and working premises must be well ventilated.

All safety regulations relative to solvent containing lacquers or flammable liquids are to be respected when using protective varnish.

• Protective varnish SES-LACK


**Especially conceived in respect of the safety requirements of the users
(directive 67/548/CE and decree CMR 2001-37)**

This varnish, the formulation of which was especially established using solvents "not poisons", brings to SES-MARKERS® marker cards a completely transparent over-protection. It leaves a film, not yellowing, which is not scaled and does not crack.

It prevents corrosion, and provides an additional protection with respect to the harmful atmospheric agents (moisture, salt spray).

Especially formulated in respect of the directives on the dangerous products, the SES-LACK varnish can be used safely, in accordance with the requirements of safety standard relating to the use of lacquers or flammable liquids (refer to safety data card).



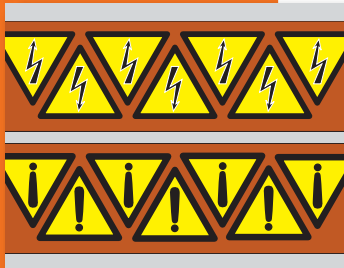





type	article number	 pce	packaging
SES-LACK varnish	0706 0011 000	1	bottle of 50 ml without brush



B2

Code marker cards with strips





Building on our great experience with SES-MARKERS®-code marker cards as wire markers, we have developed Vinyl covered cotton labels in the "SPOT-IT" series with the following properties:

Label protection with semi-rigid support cards on which markers are attached.

Labels can usually be removed without contamination of the adhesive due to a break-off tab or a pre-cut support.

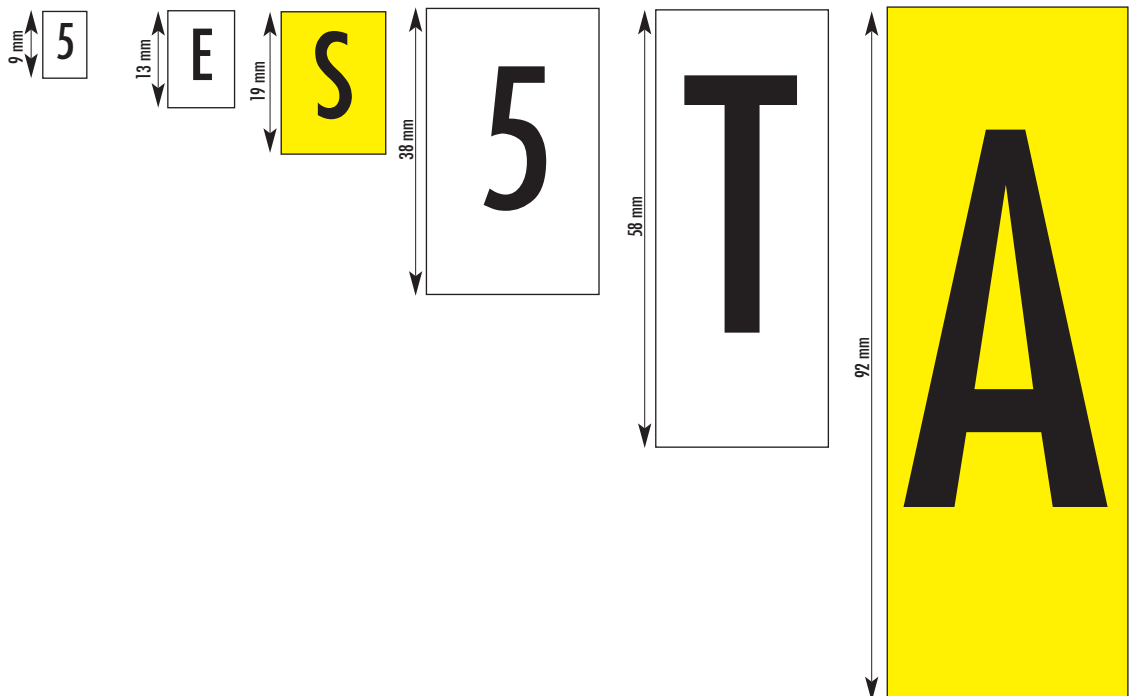
The support card is processed so that small and large labels can be easily removed.

"SPOT-IT" markers are available in many different standard sizes (detail in the following pages).

"SPOT-IT" markers can also be supplied in special sizes for a minimum order quantity of 10 per size and print.

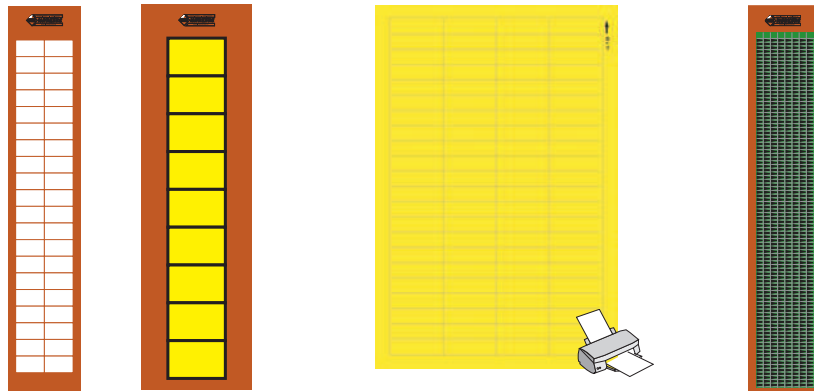
page	B2/1	B2/2	B2/3	B2/4	B2/5	B2/6
type	S9	S13	S19	S38	S58	S92
standard colour of the strip	white yellow	white yellow	white yellow	white yellow	white yellow	white yellow
dimension of the strip (mm)*	6 x 9 9 x 9	9 x 13 11 x 13 15 x 13 16 x 13	14 x 19 16 x 19 19 x 19	23 x 38 32 x 38	23 x 58 29 x 58	32 x 92 38 x 92 45 x 92

* according to the legend.






page	B2/7					
type	Code marker cards SPOT-IT unprinted			Code marker sheets SPOT-IT unprinted	Code marker cards SPOT-IT printed circuit boards	
	S19	S38	S58			
colour of the strip	white - yellow			yellow	white - blue - green yellow - red	
dimension of the strips (mm)*	19 x 11	38 x 6 38 x 9 38 x 11 38 x 16 38 x 23	58 x 13 58 x 23	12 x 9 15 x 9 18 x 6 19 x 11 20 x 8 28 x 11 38 x 11 56 x 22 60 x 34	2,45 x 4,75	



page	B2/7		B2/8	
type	Code marker cards SPOT-IT high tension danger / danger triangular labels	Code marker cards SPOT-IT high tension danger	Labels MYLAR high tension danger	Code marker cards MYLAR high tension danger / danger triangular labels
	yellow	yellow	yellow	yellow
dimension of the strips (mm)*	Heights 16 24 42 80	5 x 7,5 9 x 13 14 x 19 20 x 38 25 x 58 35 x 92 54 x 92	14 x 19 12 x 24 16 x 30 21 x 38 22 x 45 26 x 58 32 x 70 40 x 88 50 x 110 60 x 135 75 x 170 91 x 214 120 x 262	Heights 16 24 42 80

* according to type.



S 9

Material: TEV vinyle covered cotton

Operating temperatures: -30 to +105°C (class A)
-40 to +150°C (short duration)

Temperature of application: +10 to +40°C

Adhesive: special thermal setting adhesive

Adherence on steel: 2,5 N/cm

Tensile strength at break: 80 N/cm

Dimension of the card: 255 x 48 mm

Print height: 6,3 mm


Quantity strips per card: 100 to 152 (according to legend)

Strip size: 6 to 9 x 9 mm (according to legend)

Strip thickness: 0,30 mm


Standard colours: white - yellow

Pack: 10 cards same legend (for smaller quantities an extra charge will be applied).

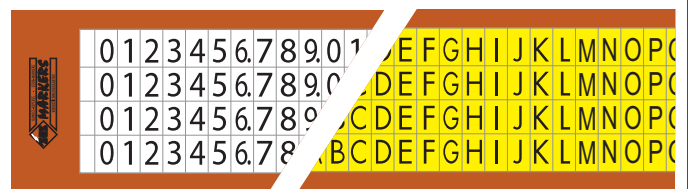


• Product information

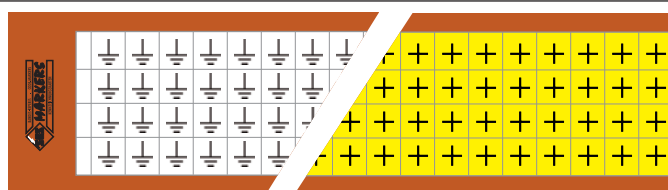
Figures and letters repeated



Figures and letters in series



Symbols repeated





Article number white strip

code group	detail article	code colour	code legend
0301	0013	001	x x x x

Example for order:

Strip S9 white - legend 5

0301	0013	001	5
------	------	-----	---

5

6 x 9 mm

Article number yellow strip

code group	detail article	code colour	code legend
0301	0013	004	x x x x

Strip S9 yellow - legend 0 → 9.

0301	0013	004	0 - 9
------	------	-----	-------

M

9 x 9 mm

legend	code legend	number strips /card	legend	code legend	number strips /card	legend	code legend	number strips /card
0	0	152	A	A	152	A → Z	A-Z	148
1	1	152	B	B	152	0 → 9.	0-9	152
2	2	152	C	C	152			
3	3	152	D	D	152	+	+	100
4	4	152	E	E	152	-	-	100
5	5	152	F	F	152	⊥	TERN	100
6.	6	152	G	G	152	⊥	TERV	100
7	7	152	H	H	152	⊕	TEPN	100
8	8	152	I	I	152	⊕	TEPV	100
9.	9	152	J	J	152	⚡	MAS	100
			K	K	152			
			L	L	152			
			M	M	100			
			N	N	152			
			O	O	152			
			P	P	152			
			Q	Q	152			
			R	R	152			
			S	S	152			
			T	T	152			
			U	U	152			
			V	V	152			
			W	W	100			
			X	X	152			
			Y	Y	152			
			Z	Z	152			

Other legends upon request with a minimum of order of 10 cards.




S 13

Material: TEV vinyle covered cotton
Operating temperatures: -30 to +105°C (class A)
 -40 to +150°C (short duration)
Temperatures of application: +10 to +40°C
Adhesive: special thermal setting adhesive
Adherence on steel: 2,5 N/cm
Tensile strength at break: 80 N/cm

Dimension of the card: 255 x 48 mm
Print height: 9 mm

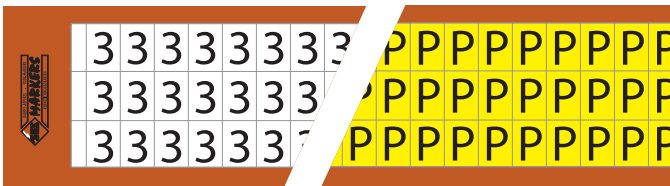
Quantity strips per card: 42 to 78 (according to legend)
Strip size: 9 to 16 x 13 mm (according to legend)
Strip thickness: 0,30 mm
Standard colours: white - yellow

Pack: 10 cards same legend (for smaller quantities an extra charge will be applied).

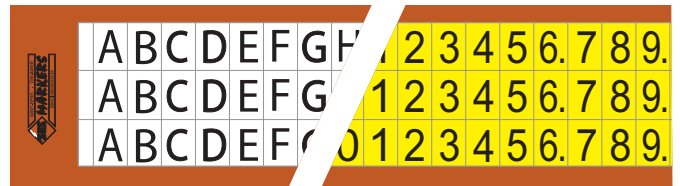


• Product information

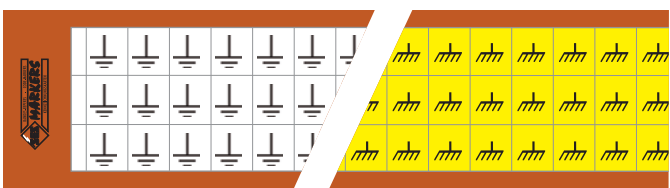
Figures and letters repeated



Figures and letters in series



Symboles repeated





Article number white strip

code group	detail article	code colour	code legend
0301	0003	001	x x x x

Article number yellow strip

code group	detail article	code colour	code legend
0301	0003	004	x x x x

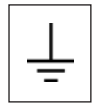
Example for order:

Strip S13 white - legend D

0301	0003	001	D
------	------	-----	---



9 x 13 mm



11 x 13 mm

Strip S13 yellow - legend CE

0301	0003	004	CE
------	------	-----	----



15 x 13 mm



16 x 13 mm

legend	code legend	quantity strips /card	legend	code legend	quantity strips /card	legend	code legend	quantity strips /card
0	0	78	A	A	78	A → Z	A-Z	78
1	1	78	B	B	78	0 → 9.	0-9	78
2	2	78	C	C	78			
3	3	78	D	D	78		TERN	60
4	4	78	E	E	78		TERV	60
5	5	78	F	F	78		TEPN	60
6.	6	78	G	G	78		TEPV	60
7	7	78	H	H	78		MAS	60
8	8	78	I	I	78		CE	45
9.	9	78	J	J	78		EQUI	60
10	10	42	K	K	78			
11	11	42	L	L	78			
12	12	42	M	M	60			
13	13	42	N	N	78			
14	14	42	O	O	78			
15	15	42	P	P	78			
16	16	42	Q	Q	78			
17	17	42	R	R	78			
18	18	42	S	S	78			
19	19	42	T	T	78			
20	20	42	U	U	78			
21	21	42	V	V	78			
22	22	42	W	W	60			
23	23	42	X	X	78			
24	24	42	Y	Y	78			
25	25	42	Z	Z	78			
26	26	42						

Other legends upon request with a minimum of order of 10 cards.




S 19

Material: TEV vinyle covered cotton
Operating temperatures: -30 to +105°C (class A)
 -40 to +150°C (short duration)
Temperatures of application: +10 to +40°C
Adhesive: special thermal setting adhesive
Adherence on steel: 2,5 N/cm
Tensile strength at break: 80 N/cm

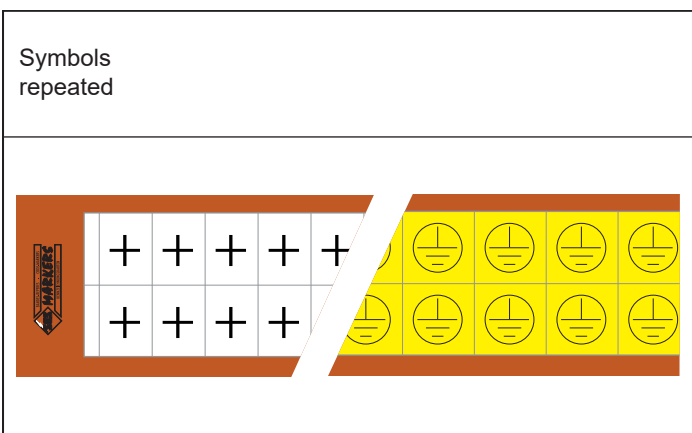
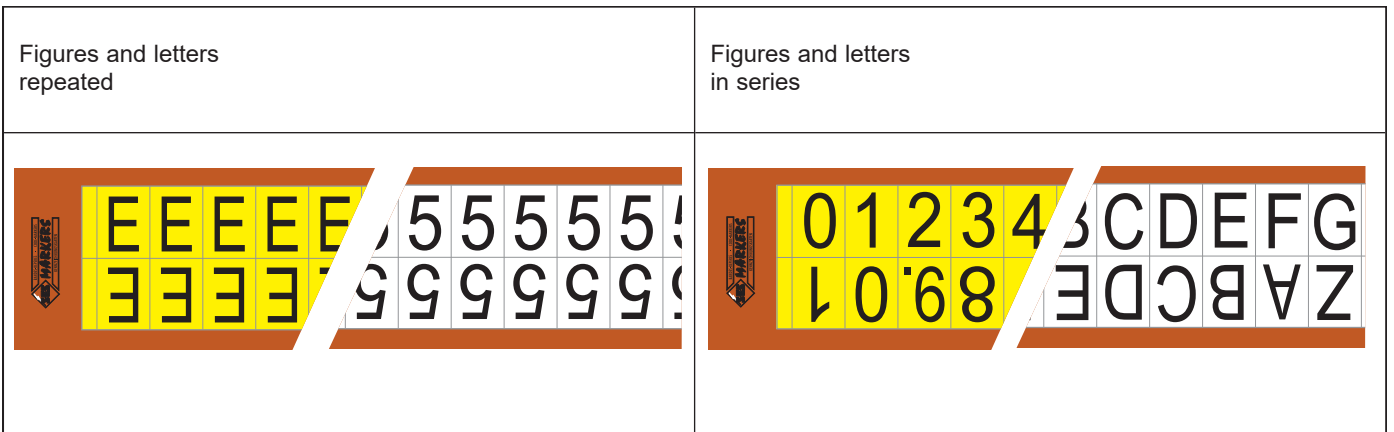
Dimension of the card: 255 x 48 mm
Print height: 15 mm

Quantity strips per card: 24 to 32 (according to legend)
Strip size: 14, 16 and 19 x 19 mm
 (according to legend)
Strip thickness: 0,30 mm
Standard colours: white - yellow

Pack: 10 cards same legend (for smaller quantities an extra charge will be applied).



• Product information



Code marker cards
S 19 printed
 White or yellow strip, black print



SES-MARKERS®
 Quality TEV



Article number white strip

code group	détail article	code colour	code legend
0301	0004	001	XXXXX

Article number yellow strip

code group	détail article	code colour	code legend
0301	0004	004	XXXXX

Example for order:

Strip S19 white - legend S

0301	0004	001	S				
------	------	-----	---	--	--	--	--



14 x 19 mm



16 x 19 mm

Strip S19 yellow - legend protected earth

0301	0004	004	TEPV				
------	------	-----	------	--	--	--	--



19 x 19 mm

legend	code legend	number strips /card	legend	code legend	number strips /card	legend	code legend	number strips /card
0	0	32	A	A	32	A → Z	A-Z	32
1	1	32	B	B	32	0 → 9.	0-9	32
2	2	32	C	C	32			
3	3	32	D	D	32	+	+	32
4	4	32	E	E	32	-	-	32
5	5	32	F	F	32	⏏	TERN	32
6.	6	32	G	G	32	⏏	TERV	32
7	7	32	H	H	32	⏏	TEPN	24
8	8	32	I	I	32	⏏	TEPV	24
9.	9	32	J	J	32	CE	CE	32
			K	K	32	⏏	EQUI	32
			L	L	32			
			M	M	32			
			N	N	32			
			O	O	32			
			P	P	32			
			Q	Q	32			
			R	R	32			
			S	S	32			
			T	T	32			
			U	U	32			
			V	V	32			
			W	W	28			
			X	X	32			
			Y	Y	32			
			Z	Z	32			

Other legends upon request with a minimum of order of 10 cards.

S 38

Material: TEV vinyle covered cotton
Operating temperatures: -30 to +105°C (class A)
 -40 to +150°C (short duration)
Temperatures of application: +10 to +40°C
Adhesive: special thermal setting adhesive
Adherence on steel: 2,5 N/cm
Tensile strength at break: 80 N/cm



Dimension of the card: 255 x 48 mm
Print height: 25 mm

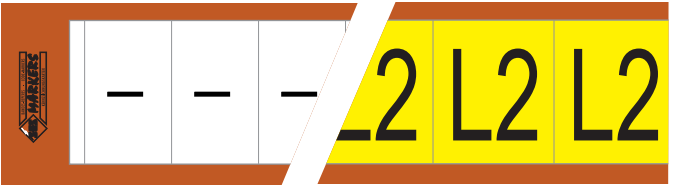
Strips per card: 7 and 10 (according to legend)
Strip size: 23 to 32 x 38 mm (according to legend)
Strip thickness: 0,30 mm
Standard colours: white - yellow

Pack: 10 cards same legend (for smaller quantities an extra charge will be applied).



• **Product information**

Figures and letters repeated	Figures and letters in series
	

Symbols repeated




Article number white strip

code group	detail article	code colour	code legend
0301	0005	001	x x x x

Article number yellow strip

code group	detail article	code colour	code legend
0301	0005	004	x x x x

Example for order:

Strip S38 white - legend 5

0301	0005	001	5
------	------	-----	---

Strip S38 yellow - legend L1

0301	0005	004	L1
------	------	-----	----




23 x 38 mm

legend	code legend	number strips /card	legend	code legend	number strips /card	legend	code legend	number strips /card
0	0	10	A	A	10	A → J	A-J	10
1	1	10	B	B	10	K → T	K-T	10
2	2	10	C	C	10	U → Z	U-Z	10
3	3	10	D	D	10	0 → 9.	0-9	10
4	4	10	E	E	10			
5	5	10	F	F	10	+	+	10
6.	6	10	G	G	10	-	-	10
7	7	10	H	H	10	⏏	TERN	10
8	8	10	I	I	10	⏏	TERV	10
9.	9	10	J	J	10	⏏	TEPN	10
10	10	7	K	K	10	⏏	TEPV	10
			L	L	10	⏏	EQUI	10
			M	M	10			
			N	N	10	L1	L1	7
			O	O	10	L2	L2	7
			P	P	10	L3	L3	7
			Q	Q	10			
			R	R	10			
			S	S	10			
			T	T	10			
			U	U	10			
			V	V	10			
			W	W	10			
			X	X	10			
			Y	Y	10			
			Z	Z	10			



23 x 38 mm



32 x 38 mm

Other legends upon request with a minimum of order of 10 cards.

S 58

Material:	TEV vinyle covered cotton
Operating temperatures:	-30 to +105°C (class A) -40 to +150°C (short duration)
Temperatures of application:	+10 to +40°C
Adhesive:	special thermal setting adhesive
Adherence on steel:	2,5 N/cm
Tensile strength at break:	80 N/cm
Dimension of the card:	255 x 75 mm
Print height:	45 mm
Quantity strips per card:	8 to 10 (according to legend)
Strip size:	23 and 29 x 58 mm (according to legend)
Strip thickness:	0,30 mm
Standard colours:	white - yellow
Pack:	10 cards same legend (for smaller quantities an extra charge will be applied).



• Product information

Figures and letters repeated



Figures and letters in series



Legend for voltage repeated





Article number white strip

code group	detail article	code colour	code legend
0301	0006	001	x x x x

Article number yellow strip

code group	detail article	code colour	code legend
0301	0006	004	x x x x

Example for order:

Strip S58 white - legend T

0301	0006	001	T
------	------	-----	---

Strip S58 yellow - legend 230V


0301	0006	004	230V
------	------	-----	------



23 x 58

legend	code legend	number strips /card	legend	code legend	number strips /card	legend	code legend	number strips /card
0	0	10	A	A	10	A → J	A-J	10
1	1	10	B	B	10	K → T	K-T	10
2	2	10	C	C	10	U → Z	U-Z	10
3	3	10	D	D	10	0 → 9	0-9	10
4	4	10	E	E	10			
5	5	10	F	F	10	110V*	110V	10
6	6	10	G	G	10	220V*	220V	10
7	7	10	H	H	10	230V*	230V	10
8	8	10	I	I	10	380V*	380V	10
9	9	10	J	J	10	400V*	400V	10
			K	K	10			
			L	L	10			
			M	M	8			
			N	N	10			
			O	O	10			
			P	P	10			
			Q	Q	10			
			R	R	10			
			S	S	10			
			T	T	10			
			U	U	10			
			V	V	10			
			W	W	8			
			X	X	10			
			Y	Y	10			
			Z	Z	10			

* Horizontal print, print height 15 mm.



29 x 58

Other legends upon request with a minimum of order of 10 cards.

S 92

Material: TEV vinyle covered cotton

Operating temperatures: -30 to +105°C (class A)
-40 to +150°C (short duration)

Temperatures of application: +10 to +40°C

Adhesive: special thermal setting adhesive

Adherence on steel: 2,5 N/cm

Tensile strength at break: 80 N/cm

Dimension of the card: 255 x 105 mm

Print height: 66 mm

Quantity strips per card: 5 to 7 (according to legend)

Strip size: 32 to 45 x 92 mm (according to legend)

Strip thickness: 0,30 mm

Standard colours: white - yellow

Pack: 10 cards same legend (for smaller quantities an extra charge will be applied).



• **Product information**

Figures and letters repeated



Figures and letters in series



Legends for voltage repeated





Article number white strip

code group	detail article	code colour	code legend
0301	0007	001	xxxxx

Article number yellow strip

code group	detail article	code colour	code legend
0301	0007	004	xxxxx

Example for order:

Strip S92 white - legend A

0301	0007	001	A				
------	------	-----	---	--	--	--	--

Strip S92 yellow - legend 0 → 6.

0301	0007	004	0-6				
------	------	-----	-----	--	--	--	--



32 x 92 mm

legend	code legend	number strips /card	legend	code legend	number strips /card	legend	code legend	number strips /card
0	0	7	A	A	7	A → G	A-G	7
1	1	7	B	B	7	H → N	H-N	7
2	2	7	C	C	7	O → U	O-U	7
3	3	7	D	D	7	V → Z	V-Z	5
4	4	7	E	E	7	0 → 6.	0-6	7
5	5	7	F	F	7	7 → 9.	7-9	6
6.	6	7	G	G	7	230V*	230V	7
7	7	7	H	H	7	400V*	400V	7
8	8	7	I	I	7	* Horizontal print, print height 15 mm.		
9.	9	7	J	J	7			
			K	K	7			
			L	L	7			
			M	M	6			
			N	N	7			
			O	O	7			
			P	P	7			
			Q	Q	7			
			R	R	7			
			S	S	7			
			T	T	7			
			U	U	7			
			V	V	7			
			W	W	5			
			X	X	7			
			Y	Y	7			
			Z	Z	7			

Other legends upon request with a minimum of order of 10 cards.



38 x 92 mm



45 x 92 mm



SPOT-IT

Material: TEV vinyl-coated cloth

Operating temperatures: -30 to +105°C (class A)
-40 to +150°C (short term)

Application temperatures: +10 to +40°C

Adhesive: special rubber, thermosetting

Adherence to steel: 2,5 N/cm


Tensile strength at break: 80 N/cm

Dimension of the card: S19: 255 x 48 mm
S38: 255 x 73 mm
S58: 255 x 105 mm


Strip thickness: 0,30 mm

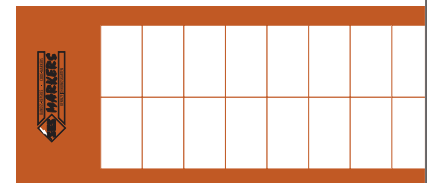
Standard colours: white - yellow

Specification: available with or without frame. For an individual marking by hand (with nylon point pen, ball point pen, or pencil).




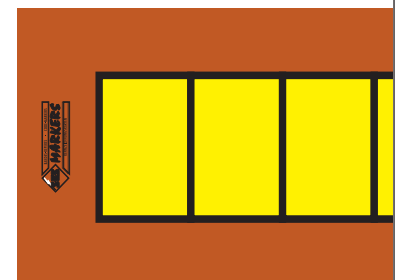
• Code marker cards SPOT-IT unprinted unframed

type	article number		size of the strip mm	quantity strips/card	 pces
	001	004			
SPOT-IT S19/11 S	0301 0340 001	0301 0440 004	19 x 11	40	1
SPOT-IT S38/06 S	0301 0350 001	0301 0450 004	38 x 6	37	1
SPOT-IT S38/09 S	0301 0351 001	0301 0451 004	38 x 9	25	1
SPOT-IT S38/11 S	0301 0352 001	0301 0452 004	38 x 11	20	1
SPOT-IT S38/16 S	0301 0353 001	0301 0453 004	38 x 16	14	1
SPOT-IT S38/22 S	0301 0354 001	0301 0454 004	38 x 23	10	1
SPOT-IT S58/13 S	0301 0360 001	0301 0460 004	58 x 13	18	1
SPOT-IT S58/22 S	0301 0362 001	0301 0462 004	58 x 23	10	1



• Code marker cards SPOT-IT unprinted framed

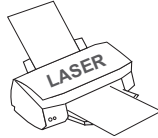
type	article number		size of the strip mm	quantity strips/card	 pces
	001	004			
SPOT-IT S19/11 A	0301 0341 001	0301 0441 004	19 x 11	40	1
SPOT-IT S38/11 A	0301 0358 001	0301 0458 004	38 x 11	20	1
SPOT-IT S58/22 A	0301 0368 001	0301 0468 004	58 x 23	10	1




Other colours upon request.

SPOT-IT


Material: TEV vinyl-coated cloth
Operating temperatures: -30 to +80°C
Application temperatures: +10 to +40°C
Adhesive: acrylic
Adherence to steel: 4,5 N/cm
Standard colour: yellow




Specification: available with or without frame. For a LASER or an individual marking by hand (with nylon point pen, ball point pen, or pencil).




• **Sheet with strips SPOT-IT unprinted unframed**

type	article number	size of the strip mm	quantity strips/sheet	 pces
SPOT-IT S 12/09	0301 0473 004	12 x 9	405	10
SPOT-IT S 15/09	0301 0474 004	15 x 9	324	10
SPOT-IT S 18/06	0301 0471 004	18 x 6	400	10
SPOT-IT S 20/08	0301 0472 004	20 x 8	270	10



• **Sheet with strips SPOT-IT unprinted with frame**

type	article number	size of the strip mm	quantity strips/sheet	 pces
SPOT-IT A 15/09	0301 0481 004	15 x 9	324	10
SPOT-IT A 19/11	0301 0482 004	19 x 11	198	10
SPOT-IT A 28/11	0301 0483 004	28 x 11	132	10
SPOT-IT A 38/11	0301 0484 004	38 x 11	88	10
SPOT-IT A 56/22	0301 0485 004	56 x 22	33	10
SPOT-IT A 60/34	0301 0486 004	60 x 34	21	10

Laser printing: By using the Word™ software, it is possible, thanks to the function "envelopes and labels" under "tools", to print labels SPOT-IT starting from your computer. You can download the document templates for these labels on our web site: www.ses-sterling.com, choose **Products**, then **Software and Media**.

• **Protection of the print**

For the protection of the Laser print, please use the protecting varnish in aerosol cans:

Protecting varnish 0706 0010 000 contents: 400 ml



 B1/7-01



**Code marker cards
with strips SPOT-IT
for printed circuits boards**




SES-MARKERS®
Quality TEV




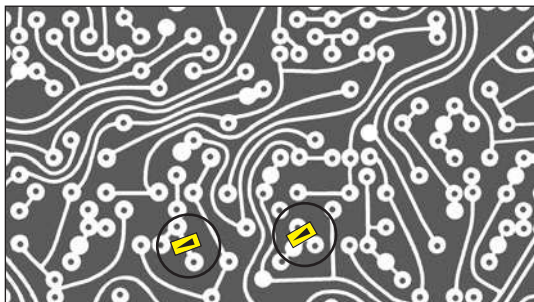

SPOT-IT

Material: TEV vinyl-coated cloth
Operating temperatures: -30 to +105°C (class A)
 -40 to +150°C (short term)
Application temperatures: +10 to +40°C
Adhesive: special rubber, thermosetting
Adherence to steel: 2,5 N/cm
Tensile strength at break: 80 N/cm

Dimensions of the strip: 2,45 x 4,75 mm
Dimensions of the card: 255 x 48 mm
Strip thickness: 0,30 mm
Standard colours: white - blue - green - yellow - red
Pack: 1 card
Specification: used for the location on printed circuits.



type	article number	strip colour	quantity strips/card	 pces
S 5/01	0301 0200 001	white	752	1
S 5/02	0301 0200 002	blue	752	1
S 5/03	0301 0200 003	green	752	1
S 5/04	0301 0200 004	yellow	752	1
S 5/07	0301 0200 007	red	752	1



Code marker cards
with triangular strips SPOT-IT
Electrical danger - Danger



SES-MARKERS®
Quality TEV





SPOT-IT


Material: TEV vinyl-coated cloth
Operating temperatures: -30 to +105°C (class A)
 -40 to +150°C (short term)
Application temperatures: +10 to +40°C
Adhesive: special rubber, thermosetting
Adherence to steel: 2,5 N/cm
Tensile strength at break: 80 N/cm


Strip thickness: 0,30 mm
Standard colour: yellow


Specifications: used for the warning of the electric dangers and general danger.



type	article number	strip height mm	quantity strips/card	 pces
V-17 EL	0301 0091 004 ELE	16	20	1
V-26 EL	0301 0092 004 ELE	24	12	1
V-45 EL	0301 0093 004 ELE	42	7	1
V-85 EL	0301 0094 004 ELE	80	3	1



type	article number	strip height mm	quantity strips/card	 pces
V-17 D	0301 0091 004 !	16	20	1
V-26 D	0301 0092 004 !	24	12	1
V-45 D	0301 0093 004 !	42	7	1
V-85 D	0301 0094 004 !	80	3	1



**Code marker cards
with strips SPOT-IT
HIGH TENSION FLASH SYMBOL**



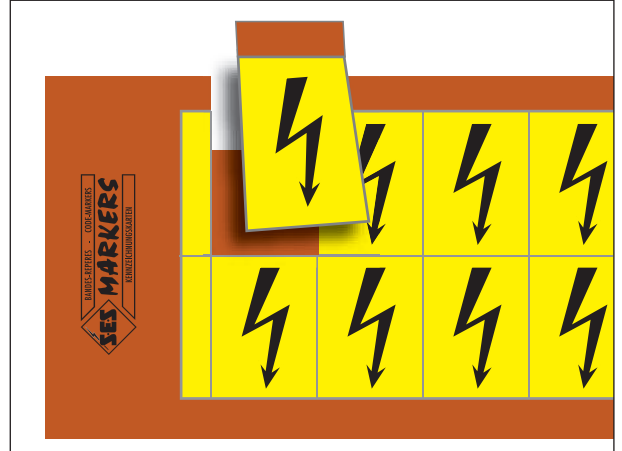
**SES-MARKERS®
Quality TEV**








SPOT-IT

Material: TEV vinyl-coated cloth
Operating temperatures: -30 to +105°C (class A)
 -40 to +150°C (short term)
Application temperatures: +10 to +40°C
Adhesive: special rubber, thermosetting
Adherence to steel: 2,5 N/cm
Tensile strength at break: 80 N/cm
Strip thickness: 0,30 mm
Standard colour: yellow

Specifications: used for the warning of the electric dangers.



type	artide number	dimension of the strip mm	quantity strips/cards	 pcs
S 8 TEN	0301 0041 004	5 x 7,5	225	1
S 13 TEN	0301 0042 004	9 x 13	78	1
S 19 TEN	0301 0043 004	14 x 19	32	1
S 38 TEN	0301 0044 004	20 x 38	11	1
S 58 TEN	0301 0045 004	25 x 58	9	1
S 92 TEN	0301 0046 004	35 x 92	6	1
S 93 TEN	0301 0047 004	54 x 92	4	1



S 38 TEN

S 58 TEN

S 92 TEN

S 93 TEN

SES-MARKERS® bands
with strip in laminated Mylar
HIGH TENSION FLASH SYMBOL




SES-MARKERS®





MYLAR

Material: polyester
Adhesive: permanent acrylic
Operating temperatures: -40 to +150°C
Application temperature: > +10°C
Adherence on inox: 5,20 N/cm
Flame resistance: self-extinguished
Strip thickness: 60 µm
Standard colour: yellow
Print colours: black - red
Similar to the standards: NFC 03-417 and IEC 417 symbol 5036
 DIN 40008/4844
 ISO 3864

Specifications: these labels, in laminated Mylar, have a very good adherence and offer a good resistance to the chemical agents and the atmospheric conditions.



type		article number black print	article number red print	arrow height mm	quantity strips/band	 pce
MYLAR	14 x 19	0308 0001 000	0308 0021 004	16	12	1
MYLAR	12 x 24	0308 0002 000	0308 0022 004	20	10	1
MYLAR	16 x 30	0308 0003 000	0308 0023 004	25	8	1
MYLAR	21 x 38	0308 0004 000	0308 0024 004	32	6	1
MYLAR	22 x 45	0308 0005 000	0308 0025 004	40	5	1
MYLAR	26 x 58	0308 0006 000	0308 0026 004	50	4	1
MYLAR	32 x 70	0308 0007 000	0308 0027 004	63	3	1
MYLAR	40 x 88	0308 0008 000	0308 0028 004	80	3	1
MYLAR	50 x 110	0308 0009 000	0308 0029 004	100	1	1
MYLAR	60 x 135	0308 0010 000	0308 0030 004	125	1	1
MYLAR	75 x 170	0308 0011 000	0308 0031 004	160	1	1
MYLAR	91 x 214	0308 0012 000	0308 0032 004	200	1	1
MYLAR	120 x 262	0308 0013 000	0308 0033 004	250	1	1



**Code marker cards
with triangular strips Mylar**
Electrical danger - Danger



SES-MARKERS®


Mylar





MYLAR

Material: polyester
Adhesive: permanent acrylic
Operating temperatures: -40 to +150°C
Application temperature: > +10°C
Adherence on inox: 5,20 N/cm
Flame resistance: self-extinguished
Strip thickness: 60 µm
Standard colour: yellow
Print colour: black
Similar to the standards: NFC 03-417 et IEC 417
 DIN 40008/4844 - ISO 3864


Specifications: these labels, in laminated Mylar, have a very good adherence and offer a good resistance to the chemical agents and the atmospheric conditions.




type	article number	strip height mm	quantity strips/band	 pce
MYLAR V-17 EL	0308 0091 004 ELE	16	20	1
MYLAR V-26 EL	0308 0092 004 ELE	24	12	1
MYLAR V-45 EL	0308 0093 004 ELE	42	7	1
MYLAR V-85 EL	0308 0094 004 ELE	80	3	1



Scale 1/1

type	article number	strip height mm	quantity strips/band	 pce
MYLAR V-17 D	0308 0091 004 !	16	20	1
MYLAR V-26 D	0308 0092 004 !	24	12	1
MYLAR V-45 D	0308 0093 004 !	42	7	1
MYLAR V-85 D	0308 0094 004 !	80	3	1

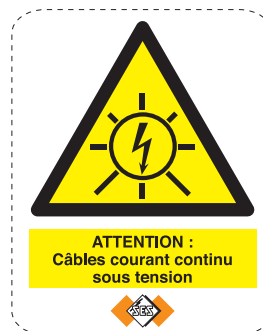


Scale 1/1



					pces
PV-10	0307 0200 000	132 x 200	10		10



					pces
PV-20 CC	0307 0201 000	148 x 210	12		10
PV-20 CHARGE	0307 0202 000	148 x 210	12		10





B3

Code marker cards
for fluid pipes



Wrap-round tapes
to identify fluid pipes on aircraft
to NF ISO 12 standard
(Klassifikation Index: L40-201A)



SES-MARKERS®
Grade TEV



Properties and advantages of cards for fluid circuits on aircraft

Self-adhesive strips on TEV (vinyl covered cotton) cards. To identify fluids with colours and conventional symbols to NF L 40-200 standard.

They are available in width of 25 mm (7 mm for the symbol) and in lengths of 58 - 140 and 280 mm.

For ease of reading, alternate texts are inverted. Additional legends are available to indicate flow direction or danger (width 13 and 10,5 mm for the 3 lengths).

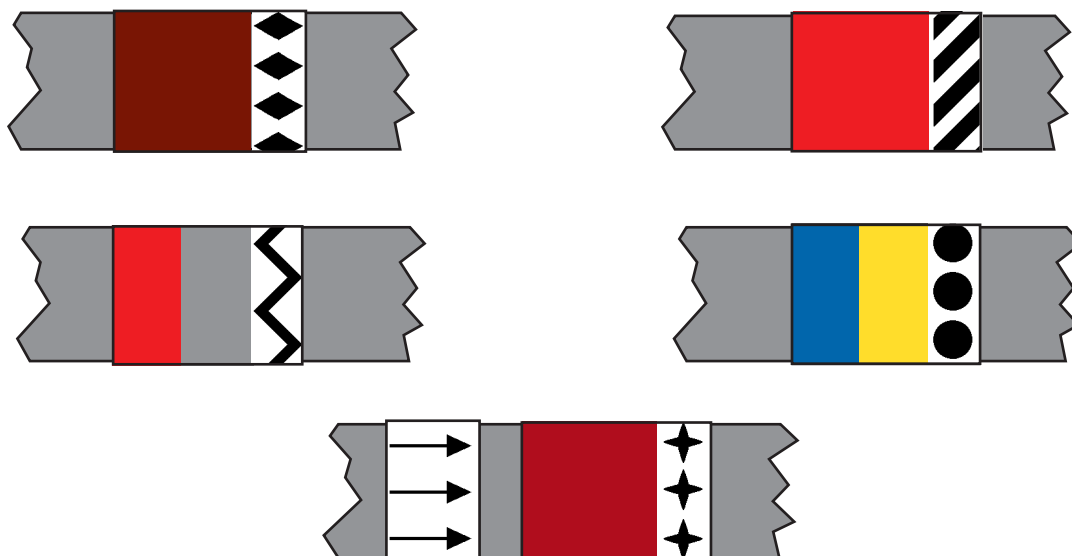
Every strip is fitted with a snap-off tab to avoid adhesive contamination when used .

Strips per card: **2- 4 and 11 strips***
 Strip width: **25 mm**
 Strip lengths: **58- 140 and 280 mm**
 Strip thickness: **0,3 mm**
 Material: **TEV (vinyl covered cotton)**
 Adhesive: **special, thermo setting latex**
 Adhesion: **2,5 N/cm**

Tensile strength: **80 N/cm**
 Operating temperatures: **-30 to +105°C**
 (class A)
-40 to +150°C
 (short duration)
 Temperatures of application: **+10 to +40°C**

Minimum per type, fluid group and double exposure: **10 cards**

* according to legend.



LOCATION OF MARKERS:

"Markers shall be located at both ends of a pipeline component and at intervals along the pipeline. Identification points shall be selected so that when the pipeline is installed at least one marker is located adjacent to each servicing point and inspection door. Where a length of pipeline is less than 600mm and the installed pipeline may be readily traced, only one marker need be used."

(Extract from BS 5M 23 : 1987)

Fluid circuit identification on aircraft

The numbers in brackets are the international identification code for the relevant marker, e.g. hydraulic is BS 5M 23/6



SES-MARKERS®



Fluid	Samples of Supplementary text (optional)	Fluid	Samples of Supplementary text (optional)	Fluid	Samples of Supplementary text (optional)
Fuel (1) 	PETROL KEROSENE AUXIL. ENG. HEATER	Rocket oxidiser (2) 	NITRIC	Rocket fuel (3) 	FURALINE
Water injection (4) 		Lubrication (5) 	SECONDARY JET ENGINE	Hydraulic (6) 	BRAKES FLAPS AEROFOIL TAB. DIREC. TAB. PROF. TAB. AUTOPILOT PROPELLER TURRET EXIT DOOR
Pneumatic (7) 	BRAKES EXIT DOOR FLAPS	Instrument air (8) 	STATIC DYNAMIC PRESSURE	Coolant (9) 	WATER GLYCOL ETH WATER GLY. ETH
Breathing oxygen (10) 	HIGH PRES. LOW PRES.	Air conditioning (11) 	COLD HOT CONDITION. UNDER PRES.	Fire protection (12) 	CO2 METHYL BROMIDE
De-icing (13) 	PROPELLER CARBU. WINDSCREEN WINGS STABILIZER ALCOHOL	Rocket catalyst (15) 		Compressed gas (16) 	PROPANE



Fluid circuit identification on aircraft



SES-MARKERS®



Fluid

Samples of Supplementary text (optional)


Fluid

Samples of Supplementary text (optional)

Fluid


Samples of Supplementary text (optional)

Electrical conduit (17)



ENG. IGNITION
WEAPONS
BOMBS
ROCKETS
RADIO
ECL. FORCE
SUPPL.

Inerting (19)



Solvent (20)




Monopropellant (21)



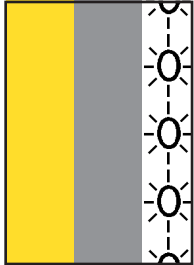
Rain repellent (22)




Vacuum (23)




Battery activator (24)



Drinking water (25)



Waste (26)



Filtered air (27)

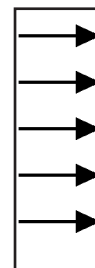


Further symbols

Warning symbol (14)



Direction of flow (18)



Wrap-round tapes

to identify fluid pipes on aircraft
conform to NF ISO 12
(classification index: L 40-201A)



SES-MARKERS®
Grade TEV

With graphic symbols, colour and text
Print height 1,85 mm - minimum of 10 identical cards

FLUID	card of 11 strips 25 x 58 mm		card of 4 strips 25 x 140 mm		card of 2 strips 25 x 280 mm		colours	
	type	article number	type	article number	type	article number	of strips	of print
FUEL	AF 11-01	0303 0001 000	AF 4-01	0303 0101 000	AF 2-01	0303 0201 000	burgundy	black
ROCKET OXIDISER	AF 11-02	0303 0002 000	AF 4-02	0303 0102 000	AF 2-02	0303 0202 000	green/grey	black
ROCKET FUEL	AF 11-03	0303 0003 000	AF 4-03	0303 0103 000	AF 2-03	0303 0203 000	burgundy/grey	black
WATER INJECTION	AF 11-04	0303 0007 000	AF 4-04	0303 0107 000	AF 2-04	0303 0207 000	burg./grey/burg.	black
LUBRICATION	AF 11-05	0303 0008 000	AF 4-05	0303 0108 000	AF 2-05	0303 0208 000	yellow	black
HYDRAULIC	AF 11-06	0303 0009 000	AF 4-06	0303 0109 000	AF 2-06	0303 0209 000	blue/yellow	black
PNEUMATIC	AF 11-07	0303 0011 000	AF 4-07	0303 0111 000	AF 2-07	0303 0211 000	orange/blue	black
INSTRUMENT AIR	AF 11-08	0303 0012 000	AF 4-08	0303 0112 000	AF 2-08	0303 0212 000	orange/grey	black
COOLANT	AF 11-09	0303 0013 000	AF 4-09	0303 0113 000	AF 2-09	0303 0213 000	blue	black
BREATHING OXYGEN	AF 11-10	0303 0014 000	AF 4-10	0303 0114 000	AF 2-10	0303 0214 000	green	black
AIR CONDITIONING	AF 11-11	0303 0018 000	AF 4-11	0303 0118 000	AF 2-11	0303 0218 000	brown/grey	black
FIRE PROTECTION	AF 11-12	0303 0015 000	AF 4-12	0303 0115 000	AF 2-12	0303 0215 000	brown	black
DE-ICING	AF 11-13	0303 0016 000	AF 4-13	0303 0116 000	AF 2-13	0303 0216 000	grey	black
ROCKET CATALYST	AF 11-15	0303 0004 000	AF 4-15	0303 0104 000	AF 2-15	0303 0204 000	yellow/green	black
COMPRESSED GAS	AF 11-16	0303 0010 000	AF 4-16	0303 0110 000	AF 2-16	0303 0210 000	red	black
ELECTRICAL CONDUIT	AF 11-17	0303 0017 000	AF 4-17	0303 0117 000	AF 2-17	0303 0217 000	brown/orange	black
INERTING	AF 11-19	0303 0019 000	AF 4-19	0303 0119 000	AF 2-19	0303 0219 000	orange/green	black
SOLVENT	AF 11-20	0303 0006 000	AF 4-20	0303 0106 000	AF 2-20	0303 0206 000	blue/brown	black
MONOPROPELLANT	AF 11-21	0303 0005 000	AF 4-21	0303 0105 000	AF 2-21	0303 0205 000	yellow/orange	black
RAIN REPELLANT	AF 11-22	0303 0020 000	AF 4-22	0303 0120 000	AF 2-22	0303 0220 000	blue/grey	black
VACUUM	AF 11-23	0303 0021 000	AF 4-23	0303 0121 000	AF 2-23	0303 0221 000	grey/orange/grey	black
BATTERY ACTIVATOR	AF 11-24	0303 0022 000	AF 4-24	0303 0122 000	AF 2-24	0303 0222 000	yellow/grey	black
DRINKING WATER	AF 11-25	0303 0023 000	AF 4-25	0303 0123 000	AF 2-25	0303 0223 000	blue/green	black
WASTE	AF 11-26	0303 0024 000	AF 4-26	0303 0124 000	AF 2-26	0303 0224 000	burgundy/blue	black
FILTERED AIR	AF 11-27	0303 0025 000	AF 4-27	0303 0125 000	AF 2-27	0303 0225 000	green/red	black

• with further symbol - minimum of 10 identical cards

indication	card of 26 strips 10,5 x 58 mm		card of 10 strips 10,5 x 140 mm		card of 5 strips 10,5 x 280 mm		colours	
	type	article number	type	article number	type	article number	of strips	of symbol
WARNING SYMBOL (Skull and crossbones)	AF 26-14	0303 0320 000	AF 10-14	0303 0420 000	AF 5-14	0303 0520 000	white	black

• with further symbol - minimum of 10 identical cards

indication	card of 20 strips 13 x 58 mm		card of 8 strips 13 x 140 mm		card of 4 strips 13 x 280 mm		colours	
	type	article number	type	article number	type	article number	of strips	of symbol
DIRECTION OF FLOW (Directional arrow)	AF 20-18	0303 0621 000	AF 8-18	0303 0721 000	AF 4-18	0303 0821 000	white	black

Mylar SES-MARKERS®
for fluids on aircraft
to NF L 40-200 and BS 5M 23 : 1987
(ISO/12 and STRABAG 3104 recommended)



SES-MARKERS®
in laminated Mylar



With graphic symbols, colours and text - Print height 1,85 mm - minimum of 50 identical strips

FLUID	strip 25 x 280 mm		colours	
	type	article number	of strips	of print
FUEL	ML 1-01	0306 0006 000	burgundy	black
ROCKET OXIDISER	ML 1-02	0306 0007 000	green/grey	black
ROCKET FUEL	ML 1-03	0306 0008 000	burgundy/grey	black
WATER INJECTION	ML 1-04	0306 0012 000	burg./grey /burg.	black
LUBRICATION	ML 1-05	0306 0001 000	yellow	black
HYDRAULIC	ML 1-06	0306 0013 000	blue/yellow	black
PNEUMATIC	ML 1-07	0306 0014 000	orange/blue	black
INSTRUMENT AIR	ML 1-08	0306 0015 000	orange/grey	black
COOLANT	ML 1-09	0306 0003 000	blue	black
BREATHING OXYGEN	ML 1-10	0306 0004 000	green	black
AIR CONDITIONING	ML 1-11	0306 0019 000	brown/grey	black
FIRE PROTECTION	ML 1-12	0306 0016 000	brown	black
DE-ICING	ML 1-13	0306 0005 000	grey	black
ROCKET CATALYST	ML 1-15	0306 0009 000	yellow/green	black
COMPRESSED GAS	ML 1-16	0306 0002 000	red	black
ELECTRICAL CONDUIT	ML 1-17	0306 0018 000	brown/orange	black
INERTING	ML 1-19	0306 0017 000	orange/green	black
SOLVENT	ML 1-20	0306 0011 000	blue/brown	black
MONOPROPELLANT	ML 1-21	0306 0010 000	yellow/orange	black
RAIN REPELLANT	ML 1-22	0306 0020 000	blue/grey	black
VACUUM	ML 1-23	0306 0021 000	grey/orange/grey	black
BATTERY ACTIVATOR	ML 1-24	0306 0022 000	yellow/grey	black
DRINKING WATER	ML 1-25	0306 0023 000	blue/green	black
WASTE	ML 1-26	0306 0024 000	burgundy/blue	black
FILTERED AIR	ML 1-27	0306 0025 000	green/red	black

• with further symbol - minimum of 50 identical strips

indication	strip 10 x 280 mm		colours	
	type	article number	of strips	of symbol
WARNING SYMBOL (skull and crossbones)	ML 1-14	0306 0030 000	alu	black



• with further symbol - minimum of 50 identical strips

indication	strip 13 x 280 mm		colours	
	type	article number	of strips	of symbols
DIRECTION OF FLOW (Directional arrow)	ML 1-18	0306 0040 000	alu	black



B4

Wire marker cassettes
SES-MARKERS®



Wire marker cassettes, modular



SES-MARKERS®




SES-MARKERS®

SES-MARKERS® wire marker cassettes

Material: polypropylene (PP)
 Capacity: 5 marker rolls
 Dimensions: L 50 mm - Ø 30 mm
 Weight: 24 g (with 5 marker rolls)

Tapes in rolls

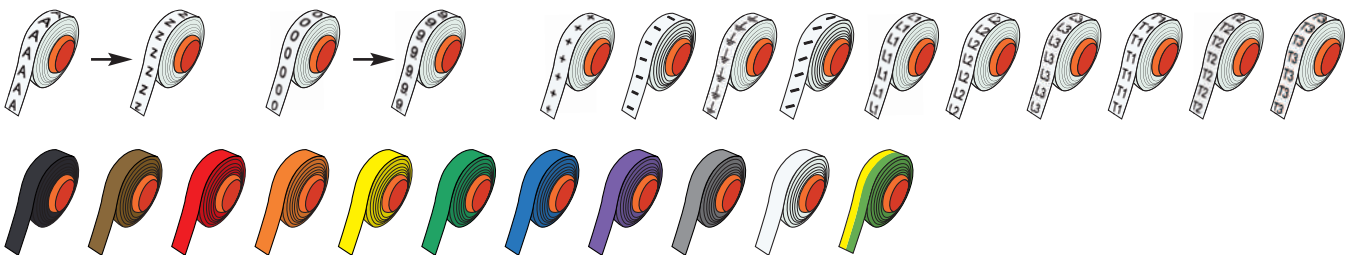
Material: Polyester (PET)
 Length: 2,70 m
 Width: 5,5 mm
 Number of legends: 600 per roll (approx.)



- Compact, light and handy cassette.
- The cassettes can be clipped end to end so that legends are combined in multiples of 5.
- Allows identification of cables of any diameter.
- Cutting blade built in.
- Self-adhesive tape of superior tack.
- White tape with black printed alpha, numeric, alphanumeric legend or symbols.
- Non printed coloured tapes (10 colours available).
- Special symbols produced on request.

type	article number	designation	pcs
2400/0-9	0736 0010 000	set of 2 cassettes with legends from 0 to 9	1
2400	0736 0020 000	empty dispenser with axle	1
2410/0-4	0736 0030 000	dispenser with figures 0 to 4	1
2410/5-9	0736 0040 000	dispenser with figures 5 to 9	1
2410/COLOR	0736 0110 000	dispenser with 5 coloured rolls: red-yellow-green-blue-black	1

ROLLS (SINGLE)



code colours

010	006	007	005	004	003	002	008	013	001	060
black	brown	red	orange	yellow	green	blue	violet	grey	white	yellow/green


code markers

A 0736 0120 001 A	N 0736 0120 001 N	0 0736 0120 001 0	+ 0736 0120 001 +	0736 0130 010
B 0736 0120 001 B	O 0736 0120 001 O	1 0736 0120 001 1	- 0736 0120 001 -	0736 0130 006
C 0736 0120 001 C	P 0736 0120 001 P	2 0736 0120 001 2	⊥ 0736 0120 001 SYTE	0736 0130 007
D 0736 0120 001 D	Q 0736 0120 001 Q	3 0736 0120 001 3	/ 0736 0120 001 /	0736 0130 005
E 0736 0120 001 E	R 0736 0120 001 R	4 0736 0120 001 4	L1 0736 0120 001 L1	0736 0130 004
F 0736 0120 001 F	S 0736 0120 001 S	5 0736 0120 001 5	L2 0736 0120 001 L2	0736 0130 003
G 0736 0120 001 G	T 0736 0120 001 T	6. 0736 0120 001 6	L3 0736 0120 001 L3	0736 0130 002
H 0736 0120 001 H	U 0736 0120 001 U	7 0736 0120 001 7	T1 0736 0120 001 T1	0736 0130 008
I 0736 0120 001 I	V 0736 0120 001 V	8 0736 0120 001 8	T2 0736 0120 001 T2	0736 0130 013
J 0736 0120 001 J	W 0736 0120 001 W	9. 0736 0120 001 9	T3 0736 0120 001 T3	0736 0130 001
K 0736 0120 001 K	X 0736 0120 001 X			0736 0130 060
L 0736 0120 001 L	Y 0736 0120 001 Y			
M 0736 0120 001 M	Z 0736 0120 001 Z			



B5

Identification systems PLIOGRAPH^{PLUS}





Designed for marking electrical conductors, wires and cables, the PLIOGRAPH^{PLUS} process includes different types of markers to be mounted in our tubes and marker holders.

Advantages of the PLIOGRAPH^{PLUS} identification system:

- Preparation of the marking in the **workshop or on site**.
- Identification **before or after connection**, without dismantling the cable, provided that the empty marker holders are fixed to the cable beforehand.
- Marker holders are **integral with the conductor** and fit perfectly on it.
- Completely **transparent** marker holders ensure excellent readability.

page	type	material	operating temperatures	specifications	halogene free	
Case PLIOGRAPH^{PLUS}						
B5/1-01	Identification case PLIOGRAPH ^{PLUS}					
Identification system PLIOGRAPH^{PLUS}						
B5/2-01	Marking rings types 150 and 200	PVC	-20 to +90°C	2 width available	-	
B5/2-03	Labels LMB	PET	-20 to +60°C	printable with LASER printer	yes	
B5/2-04	Label 14-1177	PC/ASA	-20 to +60°C	LASER marking UL94 V0	yes	
B5/2-04	Profil M1P-M45	PVC souple	-20 to +90°C	printable with PLIOSCRIB printer	-	
Marking carriers PLIOGRAPH^{PLUS}						
B5/3-01	Simple marking carriers	PVC	-20 to +90°C	for wires and cables from Ø 1,1 to 30 mm	-	
B5/3-02	Double marking carriers	PVC	-20 to +90°C	for wires and cables from Ø 1,5 à 30 mm	-	
B5/3-03	Marking carriers serie PR	EVA	-10 to +65°C	for wires and cables from Ø 1 à 9 mm	yes	
B5/3-03	Marking carriers serie PRA	PVC	-20 to +90°C	fixing with cable ties	-	
B5/3-04	Marking carriers serie PRB	PVC	-10 to +65°C	fixing with adhesive	-	
B5/3-04	Marking carriers serie PRC	PVC	-30 to +70°C	for cables up to 3.1 mm Ø.	-	
Accessories PLIOGRAPH^{PLUS}						
B5/4-01	Mounting tool		-	to compose the marker rings	-	
B5/4-01	Plate		-	for the distribution of marker rings	-	
B5/4-01	Empty comb		-	for 48 carrier holders	-	
B5/4-01	White marking pen		-	for the identification of the plates	-	



Special prints, logos... on request, on rings of 3, 7, 11, 14 or 22 mm length.

PLIOGRAPH^{PLUS}


Dimensions: 445 x 350 x 95 mm
Weight: 1,6 kg

Application: The PLIOGRAPH^{PLUS} case is designed to store PLIOGRAPH^{PLUS} marker rings, marker holders and accessories. With its basic equipment, it is the ideal solution to facilitate marking in the workshop or on site. It is delivered without marker rings and marker holders to allow the user to adapt it to his needs.




type	article number	 pce
PLIOGRAPH ^{PLUS} case	0373 0010 000	1


Composition of the case:




1 short mounting tool
0373 0181 000




1 long mounting tool
0373 0182 000



1 double mounting tool
0373 0183 000




1 demounting tool
0373 0184 000



5 empty plates
0373 0176 000



1 plastic box with 4 compartments*
for storage of marker rings



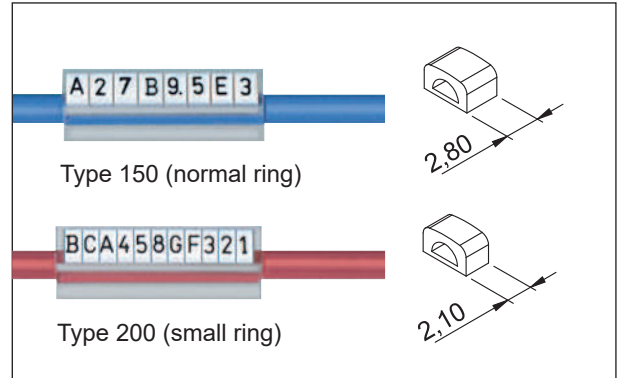
2 crystal boxes*
for storing marker holders

* These items are not sold separately.

Types 150 et 200

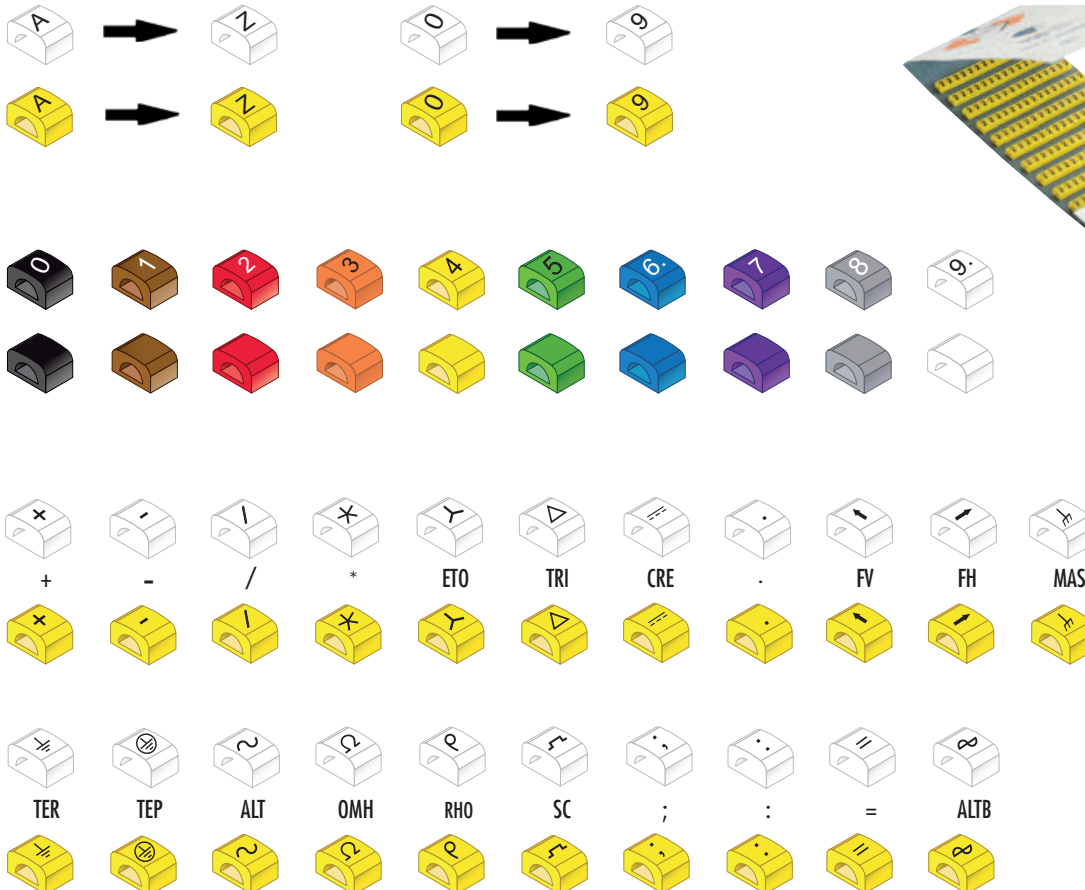

Material: PVC
Operating temperatures: -20 to +90°C

Application: Designed to be mounted in our various PLIOGRAPH^{PLUS} marker tubes, the marker rings are protected against friction, dust, dirt, fluids and chemicals. The marking can be changed at any time without disconnecting the cable.



Marker booklet

	Type 150	Type 200
Quantity of markers per booklet	150	200
Marker width	2,8 mm	2,1 mm
Marker height	3,8 mm	3,8 mm
Print height	2,1 mm	2,1 mm
Capacity of an marker tube length 25 mm	8	11





Example for order:

code group	detail article	code colour	code marker
0373	01XXXX	XXXX	XXXX

Type 150 **2** 0:3:7:3 0:0:6:1 0:0:7:2

Type 200 **E** 0:3:7:3 0:0:6:5 0:0:4:E

code colour

010	006	007	005	004	003	002	008	013	001	015
black	brown	red	orange	yellow	green	blue	purple	grey	white	pink

code marker



	Type 150	Type 200
A	A 0373 0060 ***A	0373 0065 ***A
B	B 0373 0060 ***B	0373 0065 ***B
C	C 0373 0060 ***C	0373 0065 ***C
D	D 0373 0060 ***D	0373 0065 ***D
E	E 0373 0060 ***E	0373 0065 ***E
F	F 0373 0060 ***F	0373 0065 ***F
G	G 0373 0060 ***G	0373 0065 ***G
H	H 0373 0060 ***H	0373 0065 ***H
I	I 0373 0060 ***I	0373 0065 ***I
J	J 0373 0060 ***J	0373 0065 ***J
K	K 0373 0060 ***K	0373 0065 ***K
L	L 0373 0060 ***L	0373 0065 ***L
M	M 0373 0060 ***M	0373 0065 ***M
N	N 0373 0060 ***N	0373 0065 ***N
O	O 0373 0060 ***O	0373 0065 ***O
P	P 0373 0060 ***P	0373 0065 ***P
Q	Q 0373 0060 ***Q	0373 0065 ***Q
R	R 0373 0060 ***R	0373 0065 ***R
S	S 0373 0060 ***S	0373 0065 ***S
T	T 0373 0060 ***T	0373 0065 ***T
U	U 0373 0060 ***U	0373 0065 ***U
V	V 0373 0060 ***V	0373 0065 ***V
W	W 0373 0060 ***W	0373 0065 ***W
X	X 0373 0060 ***X	0373 0065 ***X
Y	Y 0373 0060 ***Y	0373 0065 ***Y
Z	Z 0373 0060 ***Z	0373 0065 ***Z

	Type 150	Type 200
0	0 0373 0061 ***0	0373 0066 ***0
1	1 0373 0061 ***1	0373 0066 ***1
2	2 0373 0061 ***2	0373 0066 ***2
3	3 0373 0061 ***3	0373 0066 ***3
4	4 0373 0061 ***4	0373 0066 ***4
5	5 0373 0061 ***5	0373 0066 ***5
6	6 0373 0061 ***6	0373 0066 ***6
7	7 0373 0061 ***7	0373 0066 ***7
8	8 0373 0061 ***8	0373 0066 ***8
9	9 0373 0061 ***9	0373 0066 ***9

	Type 150	Type 200
0	0373 0061 0100	0373 0066 0100
1	0373 0061 0061	0373 0066 0061
2	0373 0061 0072	0373 0066 0072
3	0373 0061 0053	0373 0066 0053
4	0373 0061 0044	0373 0066 0044
5	0373 0061 0035	0373 0066 0035
6	0373 0061 0026	0373 0066 0026
7	0373 0061 0087	0373 0066 0087
8	0373 0061 0138	0373 0066 0138
9	0373 0061 0019	0373 0066 0019

	Type 150	Type 200
+	0373 0063 *** +	0373 0068 *** +
-	0373 0063 *** -	0373 0068 *** -
/	0373 0063 *** /	0373 0068 *** /
*	0373 0063 *** *	0373 0068 *** *
△	0373 0063 *** ETO	0373 0068 *** ETO
△	0373 0063 *** TRI	0373 0068 *** TRI
≡	0373 0063 *** CRE	0373 0068 *** CRE
.	0373 0063 *** .	0373 0068 *** .
↑	0373 0063 *** FV	0373 0068 *** FV
→	0373 0063 *** FH	0373 0068 *** FH
≡	0373 0063 *** MAS	0373 0068 *** MAS
⊥	0373 0063 *** TER	0373 0068 *** TER
⊕	0373 0063 *** TEP	0373 0068 *** TEP
∞	0373 0063 *** ALT	0373 0068 *** ALT
∞	0373 0063 *** ALTB	0373 0068 *** ALTB
Ω	0373 0063 *** OHM	0373 0068 *** OHM
ρ	0373 0063 *** RHO	0373 0068 *** RHO
∫	0373 0063 *** SC	0373 0068 *** SC
:	0373 0063 *** ,	0373 0068 *** ,
:	0373 0063 *** .	0373 0068 *** .
≡	0373 0063 *** =	0373 0068 *** =

	Type 150	Type 200
	0373 0062 010	0373 0067 010
	0373 0062 006	0373 0067 006
	0373 0062 007	0373 0067 007
	0373 0062 005	0373 0067 005
	0373 0062 004	0373 0067 004
	0373 0062 003	0373 0067 003
	0373 0062 002	0373 0067 002
	0373 0062 008	0373 0067 008
	0373 0062 013	0373 0067 013
	0373 0062 001	0373 0067 001
	0373 0062 015	0373 0067 015



Labels for carriers

LASER printed


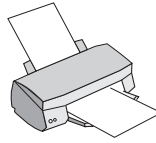


PLIOGRAPH^{PLUS}



LMB



Material: PET
Standard colours: 1 side white - 1 side yellow
Operating temperatures: -40 to +125°C
Label thickness: 0,195 mm
Specification: halogene free
Application:
 - printed on a LASER printer
 - double sided printing: 1 side colour white and 1 side colour yellow



Type	artide number	dimensions label (mm)	no. labels / card	size of the card	pcs
LMB 30/4,6	0373 0100 000	30 x 4,6	48	A5	10



Label LMB allows a personalised marking of your cables on a LASER printer. It slips easily into all our carriers PLIOGRAPH^{PLUS} thanks to its adapted form, and is maintained inside after installation and cut of the strip.



You can download the printing software PLIOMARK-PRINT for these labels on our web site: www.ses-sterling.com, choose **Products**, then **Software and Media**.

Free version for printing text only or full version (30-day trial) for printing text, image, logo, barcode and QR-code (full licence: item code 0317 0003 000).



B5/3



B13/22: Licence Software PLIOMARK-PRINT V10.0



Label and profil for carriers PLIOGRAPH^{PLUS}




PLIOGRAPH^{PLUS}



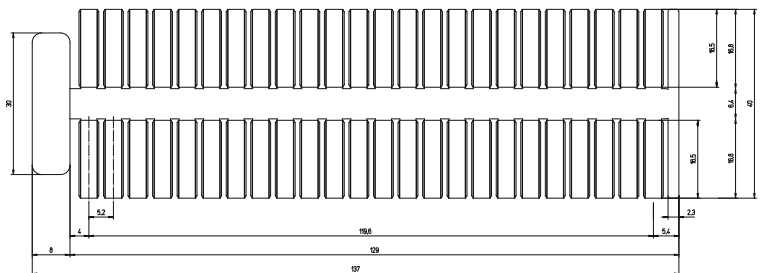
14-1177

Material: PC/ASA
Colour: white
Operating temperatures: -20 to +60°C
Specification: halogene free



Application: The 14-1177 labels are mounted in the 18 mm long PLIOGRAPH-PLUS marker tubes (pages B5/3)
 They can be marked with our indelible marker pens QUICK-MARKERS (page B1/7-01) or LASER engraved on request.

type	article number	designation	pcs
14-1177	0378 0010 000	Label with 48 markers to print	20



LASER engraving in our workshops on request

M1P-M45

Material: PVC
Operating temperatures: -20 to +90°C

Application: This M1P-M45 profile, printable with our PLIOSCRIB printers, is mounted in the PLIOGRAPH^{PLUS} marker tubes and allows the identification of cables Ø 1.1 to 30 mm.



code colours	001	002	003	004	005	007
	white	blue	green	yellow	orange	red

Example for order:

code group	detail article	code colour
0378	0507	xxx

type	article number	m
M1P-M45	0378 0507 xxx	25



B5/3



B1/7-01




B13/21



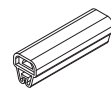
PLIOGRAPH^{PLUS}

Material: PVC
Colour: transparent
Operating temperatures: -20 to +90°C

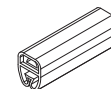

Application: PLIOGRAPH^{PLUS} carriers can be used to mark cables with PLIOGRAPH^{PLUS} rings and labels, 14-1177 plates or M1P-M45 profiles.
 Available in boxes, in lengths of 0.60 m for cutting as required.



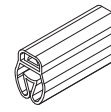
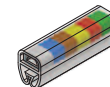
type	artide number	Ø wire o.d. mm	for number max. of legends		pcs
			Type 150	Type 200	
Transparent carriers length 10 mm (supplied in bags)					
33-100	0365 0101 000	1,1 - 3,3	3	4	100
45-100	0365 0102 000	1,5 - 4,5	3	4	100
80-100	0365 0103 000	3 - 8	3	4	100
130-100	0365 0104 000	6 - 13	3	4	100
220-100	0365 0105 000	10 - 22	3	4	100
Transparent carriers length 18 mm (supplied in bags)					
33-180	0365 0111 000	1,1 - 3,3	6	8	100
45-180	0365 0112 000	1,5 - 4,5	6	8	100
80-180	0365 0113 000	3 - 8	6	8	100
130-180	0365 0114 000	6 - 13	6	8	100
220-180	0365 0115 000	10 - 22	6	8	100
Transparent carriers length 25 mm (supplied in bags)					
33-250	0365 0121 000	1,1 - 3,3	8	11	100
45-250	0365 0122 000	1,5 - 4,5	8	11	100
80-250	0365 0123 000	3 - 8	8	11	100
130-250	0365 0124 000	6 - 13	8	11	100
220-250	0365 0125 000	10 - 22	8	11	100
Transparent carriers length 32 mm (supplied in bags)					
33-320	0365 0131 000	1,1 - 3,3	10	14	100
45-320	0365 0132 000	1,5 - 4,5	10	14	100
80-320	0365 0133 000	3 - 8	10	14	100
130-320	0365 0134 000	6 - 13	10	14	100
220-320	0365 0135 000	10 - 22	10	14	100
300-320	0365 0136 000	13 - 30	10	14	100
Transparent carriers in length 0,60 m for markings requiring lengths greater than shown above (supplied in boxes)					
33-0	0365 0151 000	1,1 - 3,3			45
45-0	0365 0152 000	1,5 - 4,5			28
80-0	0365 0153 000	3 - 8			18
130-0	0365 0154 000	6 - 13			12
220-0	0365 0155 000	10 - 22			6
300-0	0365 0156 000	13 - 30			3



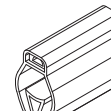
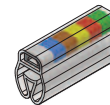
33-180



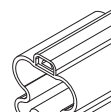
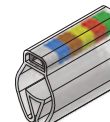
45-180



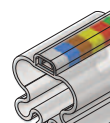
80-180



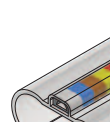
130-180



220-180



300-180



B5/2-01



B5/2-03



B5/2-04




B5/2-04



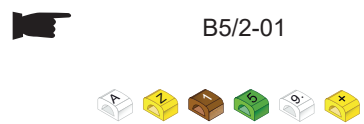
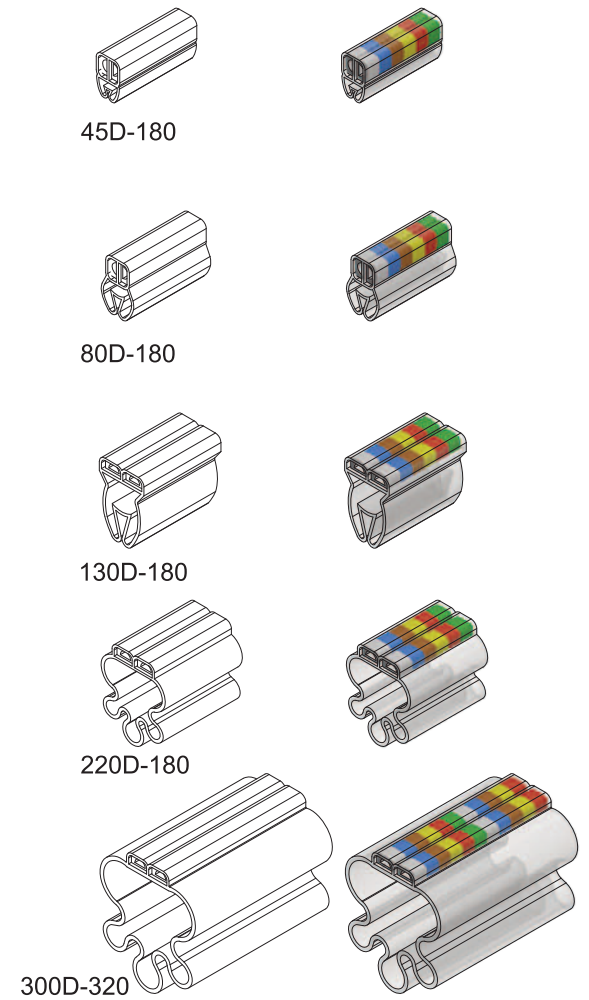
PLIOGRAPH^{PLUS}

Material: PVC
Colours: transparent
Operating temperatures: -20 bis +90°C

Application: PLIOGRAPH^{PLUS} carriers can be used to mark cables with PLIOGRAPH^{PLUS} rings and labels, 14-1177 plates or M1P-M45 profiles.
 This double system allows for 2-sided marking.



type	artide number	Ø wire o.d. mm	for number max. of legends		pcs
			Type 150	Type 200	
Transparent carriers length 10 mm					
45D-100	0365 0302 000	1,5 - 4,5	2x 3	2x 4	100
80D-100	0365 0303 000	3 - 8	2x 3	2x 4	100
130D-100	0365 0304 000	6 - 13	2x 3	2x 4	100
220D-100	0365 0305 000	10 - 22	2x 3	2x 4	100
Transparent carriers length 18 mm					
45D-180	0365 0312 000	1,5 - 4,5	2x 6	2x 8	100
80D-180	0365 0313 000	3 - 8	2x 6	2x 8	100
130D-180	0365 0314 000	6 - 13	2x 6	2x 8	100
220D-180	0365 0315 000	10 - 22	2x 6	2x 8	100
Transparent carriers length 25 mm					
45D-250	0365 0322 000	1,5 - 4,5	2x 8	2x 11	100
80D-250	0365 0323 000	3 - 8	2x 8	2x 11	100
130D-250	0365 0324 000	6 - 13	2x 8	2x 11	100
220D-250	0365 0325 000	10 - 22	2x 8	2x 11	100
Transparent carriers length 32 mm					
45D-320	0365 0332 000	1,5 - 4,5	2x 10	2x 14	100
80D-320	0365 0333 000	3 - 8	2x 10	2x 14	100
130D-320	0365 0334 000	6 - 13	2x 10	2x 14	100
220D-320	0365 0335 000	10 - 22	2x 10	2x 14	100
300D-320	0365 0336 000	13 - 30	2x 10	2x 14	100




Carriers series PR and PRA



PLIOGRAPH^{PLUS}




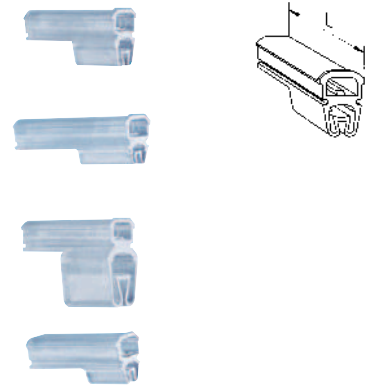
PR

Material: EVA 
Colours: transparent
Operating temperatures: -10 to +65°C
Specification: halogen free

Application: The design of these PR marker holders is such that the marking always remains straight, even if the cable is bent at the exit of the connection.
 They have a ring rib for wires and cables from 1 to 9 mm Ø.



type	article number	Ø wire o.d. mm	for number max. of legends		length L mm	 pces
			Type 150	Type 200		
PR 30-17	0373 0910 000	1 - 3	6	8	17	100
PR 30-22	0373 0911 000	1 - 3	7	9	22	100
PR 50-17	0373 0912 000	2 - 5	6	8	17	100
PR 90-17	0373 0913 000	4 - 9	6	8	17	100




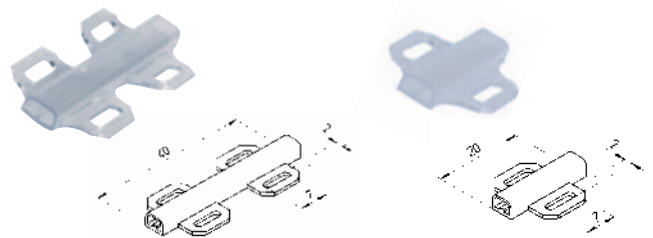
PRA

Material: PVC
Colour: transparent
Operating temperatures: -20 to + 90°C

Application : PRA marker tube for marking large diameter cable bundles and tubes. Fastened with clips less than 7 mm wide.



type	code article	for number max. of legends		Length mm	 pces
		Type 150	Type 200		
PRA 20-6	0373 0930 000	6	9	20	100
PRA 40-12	0373 0931 000	13	18	40	100



B5/2-01



B5/2-03



B5/2-04



B5/2-04

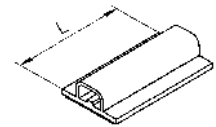


PRB

Material: PVC
Colour: base: white
holder: transparent
Fixation: double-sided adhesive tape (supplied)
Operating temperatures: -10 to +65°C
Applications: adhesive carriers for marking bollards, conduits, equipment, etc.



type	article number	for number max. of legends		length L mm	 pcs
		Type 150	Type 200		
PRB 10-3	0373 0932 000	3	4	10	100
PRB 18-5	0373 0933 000	6	8	18	100



B5/2-01



B5/2-03



B5/2-04



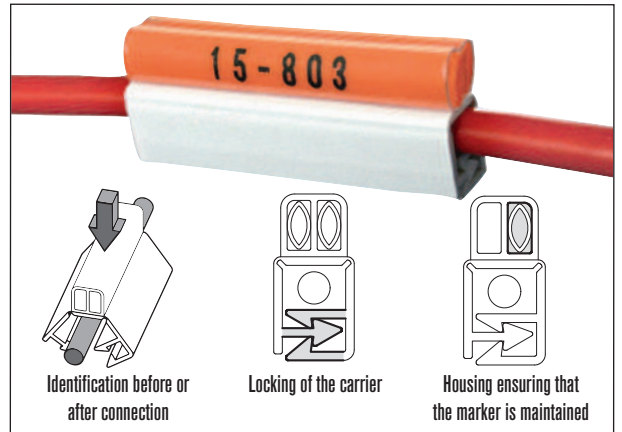
B5/2-04



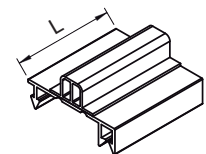
PRC

Material: PVC
Colour: base: white
holder: transparent
Operating temperatures: -30 to +70°C
Installation temperatures: > +10°C

Application: PRC carriers have a rigid part for fixing and locking to the cable and a transparent flexible part for inserting the markers. They are composed of two housings for double marking, before or after connection with a guarantee of hold over time by the locking system. Available in 2 lengths, they can be used to identify cables from Ø 0.5 to 3.1 mm.



type	article number	Ø wire o.d. mm	length L mm	 pcs
PRC 32	0377 0802 000	0,5 - 3,1	32	100



B13/20-01



B5/2-04



B5/4-01






• **Mounting and demounting tool PLIOGRAPH^{PLUS}**

- with a prong of 17 mm, to mount **up to 5 markers.**
- with a prong of 25 mm, to mount **up to 8 markers.**
- with two prongs of 17 mm, to mount **simultaneous 2 markers.**
- with two prongs of 25 mm, to mount **simultaneous 2 markers.**

Demounting tool to remove markers for modifications.

type	article number	 pce
Short mounting tool (17 mm) PLIOGRAPH ^{PLUS}	0373 0181 000	1
Long mounting tool (25 mm) PLIOGRAPH ^{PLUS}	0373 0182 000	1
Double mounting tool (17 mm) PLIOGRAPH ^{PLUS}	0373 0183 000	1
Double mounting tool (25 mm) PLIOGRAPH ^{PLUS}	0373 0185 000	1
Demounting tool PLIOGRAPH ^{PLUS}	0373 0184 000	1




• **PLIOGRAPH^{PLUS} plate**
for the distribution of PLIOGRAPH^{PLUS} markers

Empty plate


One plate is available for 40 rows

type	article number	 pce
Empty plate PLIOGRAPH ^{PLUS}	0373 0176 000	1



• **Double comb for 48 carriers**

Double naked comb for the preparation of the marking outside the installation site.

type	article number	designation	 pce
45	0373 0341 000	Empty comb for carriers 45-100 / 45-180 / 45-250	10
80	0373 0342 000	Empty comb for carriers 80-100 / 80-180 / 80-250	10



• **White marking pen**

White marker pen PLIO-780 for the identification of the comb.


type	article number	colour	Nylon point	 pce
PLIO-780	0307 0504 001	blanc	fine	1



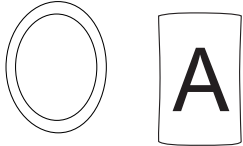

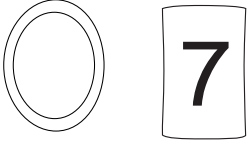


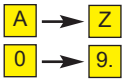

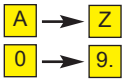

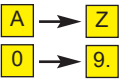
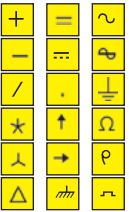
B6

Polychloroprene wire markers





Pages	B6/1	B6/2	B6/3
Profile	<p>HELAVIA-TWIN HELAVIA® LASER-ONE</p> 	<p>HELAVIA-RELIEF</p> 	<p>SILAVIA-TWIN SILAVIA LASER-ONE</p> 
	Material	polychloroprene	polychloroprene
Operating temperatures	-40 to +90°C	-40 to +90°C	-80 to +200°C
For wires Ø	1,2 to 14 mm (HELAVIA-TWIN) 1,2 to 5,5 mm (HELAVIA® LASER-ONE)	2 to 14 mm	1,3 to 13 mm (HELAVIA-TWIN) 1,3 to 5 mm (HELAVIA® LASER-ONE)

Marking and colour of the wire marker	 	 	 

Markers polychloroprene semi-cut



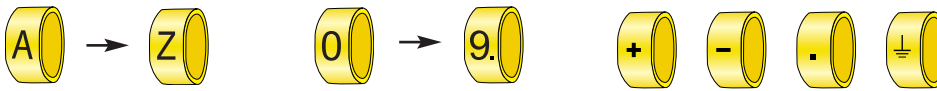
HELAVIA®-TWIN



HELAVIA-TWIN

Material: polychloroprene
Standard colour: yellow
Temperature of use: -40 to +90°C
Shore hardness A: 40 ±5
Resistance to light : good
to ozone : good
to petrol: good
to tearing: good
Flame resistance: V0 UL94
Dielectric strength: > 13 kV/mm
Specifications: black print on both sides protected by a coat

Application: the markers give a neat professional appearance. Due to their great elasticity and thin wall, they close fit the cable and remain firmly in position.



Example for order:

code group	detail article	code colour	code marker
0352	0xxx	004	xxxx

HT-0 standard pack **B** 03520011004B

detail article

type	standard pack ⁽¹⁾		bulk pack ⁽¹⁾		for wires Ø (mm)	width of the markers mm	print height mm
	article number	pcs	article number	pcs			
HT-0	0352 0011 004 ***	100	0352 0001 004 ***	1000	1,2 ... 2	3,8	1,8
HT-1	0352 0012 004 ***	100	0352 0002 004 ***	1000	2 ... 3,5	3,8 ... 5,5	2,6
HT-1bis ⁽²⁾	0352 0017 004 ***	100	0352 0007 004 ***	1000	2,5 ... 3,5	3,8 ... 5,5	2,6
HT-2	0352 0013 004 ***	100	0352 0003 004 ***	1000	3 ... 5,5	3,8 ... 5,5	2,6
HT-3	0352 0014 004 ***	100	0352 0004 004 ***	500	5 ... 8	4,9 ... 6,5	3,7
HT-4	0352 0015 004 ***	100	0352 0005 004 ***	500	7,5 ... 11	4,9 ... 6,5	3,7
HT-5	0352 0016 004 ***	100	0352 0006 004 ***	500	10 ... 14	6 ... 7,9	6,3

⁽¹⁾ pack per type and legend ⁽²⁾ with reinforced wall

code markers

A 0352 0*** 004 A	N 0352 0*** 004 N	0 0352 0*** 004 0	+ 0352 0*** 004 +
B 0352 0*** 004 B	O 0352 0*** 004 O	1 0352 0*** 004 1	- 0352 0*** 004 -
C 0352 0*** 004 C	P 0352 0*** 004 P	2 0352 0*** 004 2	. 0352 0*** 004 .
D 0352 0*** 004 D	Q 0352 0*** 004 Q	3 0352 0*** 004 3	⊥ 0352 0*** 004 TER
E 0352 0*** 004 E	R 0352 0*** 004 R	4 0352 0*** 004 4	
F 0352 0*** 004 F	S 0352 0*** 004 S	5 0352 0*** 004 5	
G 0352 0*** 004 G	T 0352 0*** 004 T	6 0352 0*** 004 6	
H 0352 0*** 004 H	U 0352 0*** 004 U	7 0352 0*** 004 7	
I 0352 0*** 004 I	V 0352 0*** 004 V	8 0352 0*** 004 8	
J 0352 0*** 004 J	W 0352 0*** 004 W	9 0352 0*** 004 9	
K 0352 0*** 004 K	X 0352 0*** 004 X		
L 0352 0*** 004 L	Y 0352 0*** 004 Y		
M 0352 0*** 004 M	Z 0352 0*** 004 Z		

Other symbols on request

D1/0



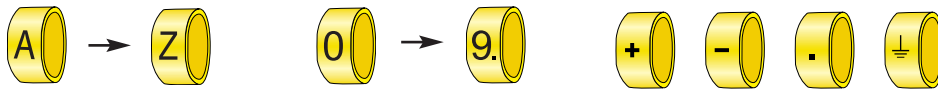


HELAVIA® LASER-ONE

Material: polychloroprene
Standard colour: yellow
Temperature of use: -40 to +90°C
Shore hardness A: 40 ±5
Resistance to light : good
to ozone : good
to petrol: good
to tearing: good
Flame resistance: V0 UL94
Dielectric strength: > 13 kV/mm
Specifications: LASER engraved on 1 side



Application: LASER-ONE marking rings allow cable identification prior to connection. The identification is clean, indelible and unalterable.



Example for order:

code group	detail article	code colour	code marker
0332	0xxx	004	xxxx

HLO-1 **F** 033200020002004F

detail article

detail article	code group	detail article	code colour	code marker	length	quantity
HLO-0	0332 0001 004 ***	1,2 ... 2	4	1,5	100	
HLO-1	0332 0002 004 ***	2 ... 3,5	4	2	100	
HLO-1bis ⁽²⁾	0332 0007 004 ***	2,5 ... 3,5	5	2,1	100	
HLO-2	0332 0003 004 ***	3 ... 5,5	5	2,3	100	



code markers

A 0332 0*** 004 A	N 0332 0*** 004 N	0 0332 0*** 004 0	+ 0332 0*** 004 +
B 0332 0*** 004 B	O 0332 0*** 004 O	1 0332 0*** 004 1	- 0332 0*** 004 -
C 0332 0*** 004 C	P 0332 0*** 004 P	2 0332 0*** 004 2	. 0332 0*** 004 .
D 0332 0*** 004 D	Q 0332 0*** 004 Q	3 0332 0*** 004 3	⊥ 0332 0*** 004 TER
E 0332 0*** 004 E	R 0332 0*** 004 R	4 0332 0*** 004 4	
F 0332 0*** 004 F	S 0332 0*** 004 S	5 0332 0*** 004 5	
G 0332 0*** 004 G	T 0332 0*** 004 T	6. 0332 0*** 004 6	
H 0332 0*** 004 H	U 0332 0*** 004 U	7 0332 0*** 004 7	
I 0332 0*** 004 I	V 0332 0*** 004 V	8 0332 0*** 004 8	
J 0332 0*** 004 J	W 0332 0*** 004 W	9. 0332 0*** 004 9	
K 0332 0*** 004 K	X 0332 0*** 004 X		
L 0332 0*** 004 L	Y 0332 0*** 004 Y		
M 0332 0*** 004 M	Z 0332 0*** 004 Z		

Other symbols on request

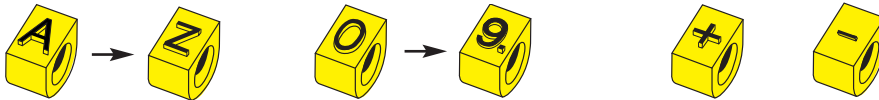


HELAVIA-RELIEF

Material: polychloroprene
Standard colour: yellow
Temperatures of use: -40 to +90°C
Shore hardness A: 30 +/-5
Resistance to light: good
to ozone: good
to tearing: good
Dielectric strength: > 13 kV/mm
Specification: HB UL94 - FMVSS302
Specifications: raised legends on 1 side - black-colour-red



Application: HELAVIA markers are moulded with raised legends. Legends can even be read when they are covered with dust deposits, ink, coloured liquids or other products.




Example for order:

code group	detail article	code colour	code marker
0251	0xxx	004	xxxx

HR-1 c 025100010001004C

detail article

type	article number	for wires Ø (mm)	marker width mm	print height mm	 pces
HR-1	0251 0001 004 ***	2 ... 3,5	3	3	100
HR-2	0251 0002 004 ***	3 ... 6	4	3,8	100
HR-3	0251 0003 004 ***	6 ... 8,5	5	5,5	100
HR-4	0251 0004 004 ***	8,5 ... 10,5	6	6,5	100
HR-5	0251 0005 004 ***	10,5 ... 14	8	9	100

code markers

A 0251 0*** 004 A	N 0251 0*** 004 N	0 0251 0*** 004 0	+ 0251 0*** 004 +
B 0251 0*** 004 B	O 0251 0*** 004 O	1 0251 0*** 004 1	- 0251 0*** 004 -
C 0251 0*** 004 C	P 0251 0*** 004 P	2 0251 0*** 004 2	
D 0251 0*** 004 D	Q 0251 0*** 004 Q	3 0251 0*** 004 3	
E 0251 0*** 004 E	R 0251 0*** 004 R	4 0251 0*** 004 4	
F 0251 0*** 004 F	S 0251 0*** 004 S	5 0251 0*** 004 5	
G 0251 0*** 004 G	T 0251 0*** 004 T	6 0251 0*** 004 6	
H 0251 0*** 004 H	U 0251 0*** 004 U	7 0251 0*** 004 7	
I 0251 0*** 004 I	V 0251 0*** 004 V	8 0251 0*** 004 8	
J 0251 0*** 004 J	W 0251 0*** 004 W	9 0251 0*** 004 9	
K 0251 0*** 004 K	X 0251 0*** 004 X		
L 0251 0*** 004 L	Y 0251 0*** 004 Y		
M 0251 0*** 004 M	Z 0251 0*** 004 Z		

 D1/0






SILAVIA-TWIN

Material: silicone
Standard colour: yellow
Temperatures of use: -80 to +200°C
Shore hardness A: 40+5
Dielectric strength: 18 kV / mm
Resistance to light: good
Resistance to ozone: very good
Specifications: black print on both sides protected by a coat

Application: the markers give a neat professional appearance. Due to their great elasticity and thin wall, they close fit the cable and remain firmly in position.



Example for order:

code group	detail article	code colour	code marker
03640	x x x x	004	x x x x

ST-5



036400060004TER

detail article

type	article number	for wires Ø (mm)	marker width mm	print height mm	pcs
ST-0	0364 0001 004 ***	1,3 ... 2	3,9	1,8	100
ST-1	0364 0002 004 ***	1,8 ... 3	3,9 ... 5,7	2,6	100
ST-2	0364 0003 004 ***	3 ... 5	3,9 ... 5,7	2,6	100
ST-3	0364 0004 004 ***	5 ... 7,5	4,9 ... 6,5	3,7	100
ST-4	0364 0005 004 ***	7,5 ... 10	4,9 ... 6,5	3,7	100
ST-5	0364 0006 004 ***	10 ... 13	6 ... 7,9	6,3	100

code markers

A 0364 0*** 004 A	N 0364 0*** 004 N	0 0364 0*** 004 0	+ 0364 0*** 004 +
B 0364 0*** 004 B	O 0364 0*** 004 O	1 0364 0*** 004 1	- 0364 0*** 004 -
C 0364 0*** 004 C	P 0364 0*** 004 P	2 0364 0*** 004 2	. 0364 0*** 004 .
D 0364 0*** 004 D	Q 0364 0*** 004 Q	3 0364 0*** 004 3	⊥ 0364 0*** 004 TER
E 0364 0*** 004 E	R 0364 0*** 004 R	4 0364 0*** 004 4	
F 0364 0*** 004 F	S 0364 0*** 004 S	5 0364 0*** 004 5	
G 0364 0*** 004 G	T 0364 0*** 004 T	6 0364 0*** 004 6	
H 0364 0*** 004 H	U 0364 0*** 004 U	7 0364 0*** 004 7	
I 0364 0*** 004 I	V 0364 0*** 004 V	8 0364 0*** 004 8	
J 0364 0*** 004 J	W 0364 0*** 004 W	9 0364 0*** 004 9	
K 0364 0*** 004 K	X 0364 0*** 004 X		
L 0364 0*** 004 L	Y 0364 0*** 004 Y		
M 0364 0*** 004 M	Z 0364 0*** 004 Z		

Other symbols on request

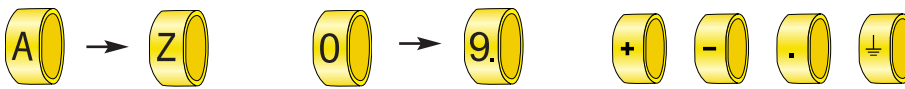

D1/0



SILAVIA LASER-ONE

Material: silicone
Standard colour: yellow
Temperatures of use: -80 to +200°C
Shore hardness A: 40+5
Dielectric strength: 18 kV / mm
Resistance to light: good
Resistance to ozone: very good
Specifications: laser engraved on 1 side

Application: The SILAVIA LASER-ONE marking rings allow cable identification prior to connection, in extreme temperature environments or for outdoor applications. The identification is clean, indelible and unalterable.



Example for order:

code group	detail article	code colour	code marker
0334	0xxx	004	xxxx

SLO-2 0:3:3:4:0:0:3:0:0:4:TER

detail article

type	article number	for wires Ø (mm)	marker width mm	print height mm	pcs ⁽¹⁾
SLO-0	0334 0001 004 ***	1,3 ... 2	4	1,5	100
SLO-1	0334 0002 004 ***	1,8 ... 3	4	2	100
SLO-2	0334 0003 004 ***	3 ... 5	5	2,3	100

⁽¹⁾ pack per type and legend

code markers

A 0334 0*** 004 A	N 0334 0*** 004 N	0 0334 0*** 004 0	+ 0334 0*** 004 +
B 0334 0*** 004 B	O 0334 0*** 004 O	1 0334 0*** 004 1	- 0334 0*** 004 -
C 0334 0*** 004 C	P 0334 0*** 004 P	2 0334 0*** 004 2	. 0334 0*** 004 .
D 0334 0*** 004 D	Q 0334 0*** 004 Q	3 0334 0*** 004 3	⊥ 0334 0*** 004 TER
E 0334 0*** 004 E	R 0334 0*** 004 R	4 0334 0*** 004 4	
F 0334 0*** 004 F	S 0334 0*** 004 S	5 0334 0*** 004 5	
G 0334 0*** 004 G	T 0334 0*** 004 T	6 0334 0*** 004 6	
H 0334 0*** 004 H	U 0334 0*** 004 U	7 0334 0*** 004 7	
I 0334 0*** 004 I	V 0334 0*** 004 V	8 0334 0*** 004 8	
J 0334 0*** 004 J	W 0334 0*** 004 W	9 0334 0*** 004 9	
K 0334 0*** 004 K	X 0334 0*** 004 X		
L 0334 0*** 004 L	Y 0334 0*** 004 Y		
M 0334 0*** 004 M	Z 0334 0*** 004 Z		


Other symbols on request





B7

PLIO® wire markers



Oval markers in semi-cut pull-off form




PLIO-V-MARKERS



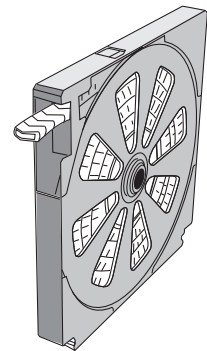
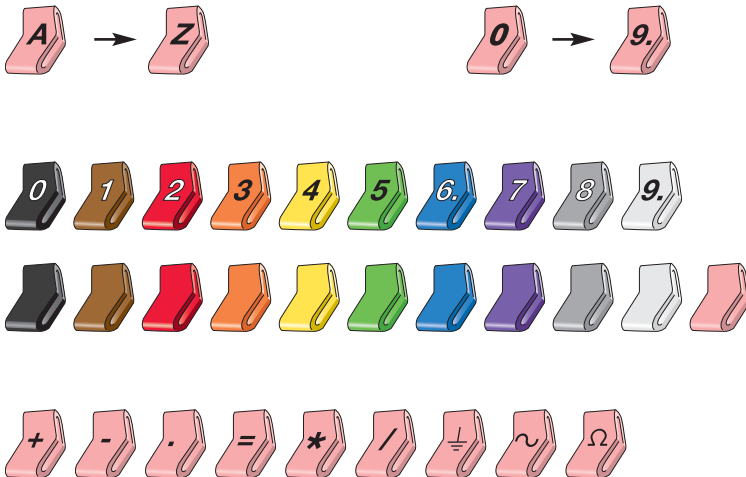

PLIO-V-MARKERS

Material:	flexible PVC
Operating temperatures:	-20 to +90°C
Hardness Shore A:	80 ± 3
Tensile strength at break:	18 MPa
Ultimate elongation:	250 %
Dielectric strength:	> 20 kV/mm
Flame resistance:	V0 UL94

Application: to identify wires and cables of o.d. 0,6 to 8 mm.



- Can be easily applied due to their **oval shape**.
- **No tool** is required.
- The **chevron edge** allows **exact lining up of the legends**.
- Marking of the cable can be done **before and during the connection**.
- Available **in flat reels** which can be placed side by side to allow easy storage and ensure protection of the markers.
- **Dispensers** are available to group reels together, ideal for **on site use**.



Other symbols upon request.

B7/3-01



only for V-65

B7/4-05



Oval markers in semi-cut pull-off form



PLIO-V-MARKERS




PLIO-V-MARKERS oval markers

Example for order:

code group	detail article	code colour	code marker
0360	00XXXXXX	XXXXXX	XXXXXX

V-09		0360010101015F
V-16		0360010301015TER
V-37		0360020700053
V-65		036003110004



detail article

type	pink	article number international code	unprinted markers	for cablesØ mm	sections mm ²	sections rings
V-09	0360 0101 015 ***	0360 0201 *** **	0360 0301 ***	0,6 - 0,8	0,4	1000
V-11	0360 0102 015 ***	0360 0202 *** **	0360 0302 ***	0,8 - 1,1	0,4	1000
V-16	0360 0103 015 ***	0360 0203 *** **	0360 0303 ***	1,1 - 1,5	0,4	1000
V-22	0360 0104 015 ***	0360 0204 *** **	0360 0304 ***	1,3 - 2	0,5	1000
V-27	0360 0105 015 ***	0360 0205 *** **	0360 0305 ***	1,6 - 2,5	0,75 - 1	500
V-30	0360 0112 015 ***	0360 0206 *** **	0360 0306 ***	2,1 - 2,8	0,75 - 1	1000
V-37	0360 0106 015 ***	0360 0207 *** **	0360 0307 ***	2,3 - 3,4	1 - 1,5 - 2,5	500
V-40	0360 0107 015 ***	0360 0208 *** **	0360 0308 ***	2,8 - 4,2	1,5 - 2,5 - 4	500
V-50	0360 0108 015 ***	0360 0209 *** **	0360 0309 ***	3,4 - 4,9	4 - 6	500
V-60	0360 0109 015 ***	0360 0210 *** **	0360 0310 ***	3,9 - 5,7	6 - 10	500
V-65	0360 0110 015 ***	0360 0211 *** **	0360 0311 ***	4,2 - 6,6	10 - 16	500
V-80*	0360 0111 015 ***	0360 0212 *** **	0360 0312 ***	4,6 - 7,9	16	100

* available in bags of 5 bars with 20 markers.

code colours

010	006	007	005	004	003	002	008	013	001	015
black	brown	red	orange	yellow	green	blue	violet	grey	white	pink


code markers

A	0360 0*** 015 A	0	0360 0*** 015 0	0	0360 0*** 010 0		0360 0*** 010
B	0360 0*** 015 B	1	0360 0*** 015 1	1	0360 0*** 006 1		0360 0*** 006
C	0360 0*** 015 C	2	0360 0*** 015 2	2	0360 0*** 007 2		0360 0*** 007
D	0360 0*** 015 D	3	0360 0*** 015 3	3	0360 0*** 005 3		0360 0*** 005
E	0360 0*** 015 E	4	0360 0*** 015 4	4	0360 0*** 004 4		0360 0*** 004
F	0360 0*** 015 F	5	0360 0*** 015 5	5	0360 0*** 003 5		0360 0*** 003
G	0360 0*** 015 G	6	0360 0*** 015 6	6	0360 0*** 002 6		0360 0*** 002
H	0360 0*** 015 H	7	0360 0*** 015 7	7	0360 0*** 008 7		0360 0*** 008
I	0360 0*** 015 I	8	0360 0*** 015 8	8	0360 0*** 013 8		0360 0*** 013
J	0360 0*** 015 J	9	0360 0*** 015 9	9	0360 0*** 001 9		0360 0*** 001
K	0360 0*** 015 K						0360 0*** 015
L	0360 0*** 015 L						
M	0360 0*** 015 M						
N	0360 0*** 015 N	+	0360 0*** 015 +	+	0360 0*** 007+		
O	0360 0*** 015 O	-	0360 0*** 015 -	-	0360 0*** 002-		
P	0360 0*** 015 P	.	0360 0*** 015 .				
Q	0360 0*** 015 Q	=	0360 0*** 015 =				
R	0360 0*** 015 R	*	0360 0*** 015 *				
S	0360 0*** 015 S	/	0360 0*** 015 /				
T	0360 0*** 015 T	⊥	0360 0*** 015 TER				
U	0360 0*** 015 U	~	0360 0*** 015 ALT				
V	0360 0*** 015 V	Ω	0360 0*** 015 OHM				
W	0360 0*** 015 W						
X	0360 0*** 015 X						
Y	0360 0*** 015 Y						
Z	0360 0*** 015 Z						

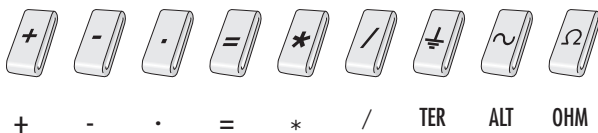


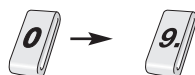
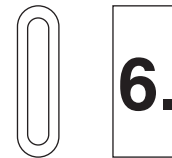
PLIO-M-MARKERS

Material:	flexible PVC
Operating temperatures:	-20 to +90°C
Hardness Shore A:	80 ± 3
Tensile strength at break:	18 MPa
Ultimate elongation:	250 %
Dielectric strength:	> 20 kV/mm
Flame resistance:	V0 UL94

Application: to identify wires and cables of o.d. 0,6 to 8 mm.



- Can be easily applied due to their **oval shape**.
- **No tool** is required: their form makes it possible to obtain **self-alignment**.
- **Interdependent** of the conductor to which they adapt perfectly, marking with rings PLIO-M-MARKERS must be done **before the connection** of the conductors.
- SES-STERLING offers **special LASER printing** direct from computer data (please consult us).
- The PLIO-M-MARKERS oval markers can be delivered in TPU, quality flame resistant, halogen-free (see characteristics on page B7/3-06).



Other symbols upon request.

B7/3-02



only for M-65

B7/4-05





PLIO-M-MARKERS oval markers

Example for order:

code group	detail article	code colour	code marker
0362	0XXXXXX	XXXXXX	XXXXXX

M-09		036200001001F
M-16		036200009001TER
M-37		0362000150053
M-65		036202500004



6.

detail article

type	white	artide number international code	unprinted markers	for cablesØ mm	sections mm ²	rings
M-09	0362 0001 001 ***	0362 0011 *** ***	0362 0111 ***	0,6 - 0,8	0,4	1000
M-11	0362 0002 001 ***	0362 0012 *** ***	0362 0112 ***	0,8 - 1,1	0,4	1000
M-16	0362 0009 001 ***	0362 0019 *** ***	0362 0119 ***	1,1 - 1,5	0,4	1000
M-22	0362 0003 001 ***	0362 0013 *** ***	0362 0113 ***	1,3 - 2,0	0,5	1000
M-27	0362 0004 001 ***	0362 0014 *** ***	0362 0114 ***	1,6 - 2,5	0,75 - 1	1000
M-37	0362 0005 001 ***	0362 0015 *** ***	0362 0115 ***	2,3 - 3,4	1 - 1,5 - 2,5	1000
M-40	0362 0006 001 ***	0362 0016 *** ***	0362 0116 ***	2,8 - 4,2	1,5 - 2,5 - 4	1000
M-50	0362 0007 001 ***	0362 0017 *** ***	0362 0117 ***	3,4 - 4,9	4 - 6	1000
M-60	0362 0008 001 ***	0362 0018 *** ***	0362 0118 ***	3,9 - 5,7	6 - 10	100
M-65	0362 0050 001 ***	0362 0150 *** ***	0362 0250 ***	4,2 - 6,6	10 - 16	100
M-80	0362 0060 001 ***	0362 0160 *** ***	0362 0260 ***	4,6 - 7,9	16	100

code colours

010	006	007	005	004	003	002	008	013	001	015
black	brown	red	orange	yellow	green	blue	violet	grey	white	pink

code markers

A	0362 0*** 001 A	0	0362 0*** 001 0		0362 0*** 010 0	
B	0362 0*** 001 B	1	0362 0*** 001 1		0362 0*** 006 1	
C	0362 0*** 001 C	2	0362 0*** 001 2		0362 0*** 007 2	
D	0362 0*** 001 D	3	0362 0*** 001 3		0362 0*** 005 3	
E	0362 0*** 001 E	4	0362 0*** 001 4		0362 0*** 004 4	
F	0362 0*** 001 F	5	0362 0*** 001 5		0362 0*** 003 5	
G	0362 0*** 001 G	6.	0362 0*** 001 6		0362 0*** 002 6	
H	0362 0*** 001 H	7	0362 0*** 001 7		0362 0*** 008 7	
I	0362 0*** 001 I	8	0362 0*** 001 8		0362 0*** 013 8	
J	0362 0*** 001 J	9.	0362 0*** 001 9		0362 0*** 001 9	
K	0362 0*** 001 K					
L	0362 0*** 001 L					
M	0362 0*** 001 M					
N	0362 0*** 001 N					
O	0362 0*** 001 O					
P	0362 0*** 001 P					
Q	0362 0*** 001 Q					
R	0362 0*** 001 R					
S	0362 0*** 001 S					
T	0362 0*** 001 T					
U	0362 0*** 001 U					
V	0362 0*** 001 V					
W	0362 0*** 001 W					
X	0362 0*** 001 X					
Y	0362 0*** 001 Y					
Z	0362 0*** 001 Z					
		+	0362 0*** 001 +		0362 0*** 007 +	
		-	0362 0*** 001 -		0362 0*** 002 -	
		.	0362 0*** 001 .			
		=	0362 0*** 001 =			
		*	0362 0*** 001 *			
		/	0362 0*** 001 /			
		⊥	0362 0*** 001 TER			
		~	0362 0*** 001 ALT			
		Ω	0362 0*** 001 OHM			



Identification system with strapping for marker carriers PLIO-M-MARKERS M-60



PLIO®



PLIOSTRAP-8

Material: strapping: PVC
marking ring: PVC
locking stud: PS
cable tie: PA 6.6

Operating temperatures: -20 to +60°C

Applications: system for the identification of cables in the field of lighting, light signals and various other installations of outdoor space supplied at low voltage.

Identification in compliance with standard NF C 17-200



• Complete box PLIOSTRAP-8

type	art. no.		pcs
PLIOSTRAP-8 YE	0362 8800 000	with yellow strapping	1
PLIOSTRAP-8 BK	0362 8900 000	with white strapping	1
PLIOSTRAP-8 GN	0362 9000 000	with green strapping	1
PLIOSTRAP-8 RD	0362 9100 000	with red strapping	1



Composition of the identification box PLIOSTRAP-8:

- 100 strappings PLIO-8 Lg 200 mm pre-assembled with a loop and 1 locking stud N°2 PS
- 100 locking studs N°2 PS
- 100 cable-ties SES-QUICK SX 155/30 colour black
- 100 marking rings PLIO-M-MARKERS M-60 colour white of each character A to Z and 0 to 9
- 1 clamp 2022 PLIOSTRAP-8 for placing locking studs

Component for the restocking of the box

• Identification system PLIOSTRAP-8

code colour	004	007	010	061
	yellow	red	black	green
type	art. no.			pcs
PLIOSTRAP-8	0362 8200 ***			100



Composition of the PLIOSTRAP-8* identification system:

- 100 strappings PLIO-8 Lg 200 mm pre-assembled with a loop and 1 locking stud N°2 PS
- 100 locking studs N°2 PS
- 100 cable-ties SES-QUICK SX 155/30 colour black

* The identification carriers PLIO-M-MARKERS M-60 must be ordered separately (see page B7/2-01).

• Clamp for placing locking studs

type	art. no.	pcs
2022 PLIOSTRAP-8	0362 8000 000	1



B7/2-01



C9/1-01



C9/1-03



C12/4-01



Identification system

with marker carriers

Accessories



PLIO-MARKERS



PLIO® M-***

Material:	PVC	PE	
Operating temperatures:	-20 to +95°C	-50 to +85°C	
Shore hardness:	95 ±5 (Shore A)	44 (Shore D)	
Tensile strength at break:	20 MPa	16 MPa	
Ultimate elongation:	300 %	550 %	
Application:	for the identification of large cables and tubes.		




• Identification carrier PLIO® in PVC coloured for carrier markers M-65 + V-65

code colour	001	002	003	004	005	007	010
	white	blue	green	yellow	orange	red	black

type	article number	useful dimensions L x W (mm)	quant. of markers M-65/carrier		
				pcs	
M-008 PVC	0140 0011 ***	42 x 9,5	8	100	
M-012 PVC	0140 0012 ***	62 x 9,5	12	100	
M-024 PVC	0140 0013 ***	122 x 9,5	24	100	

Example for order:

code group	detail article	code colour
0140	00XXXXXX	XX



• Identification carrier PLIO® in PE natural halogene free for carrier markers M-65 + V-65

type	article number	useful dimensions L x W (mm)	quant. of markers M-65/carrier		
				pcs	
M-008 PE	0140 0001 018	42 x 9,5	8	100	
M-012 PE	0140 0002 018	62 x 9,5	12	100	
M-024 PE	0140 0003 018	122 x 9,5	24	100	



• Identification carrier PLIO® in PE natural halogene free for carrier markers M-40 - V-40

type	article number	useful dimensions L x W (mm)	quant. of markers M-40/barrette		
				pcs	
M-008/40 PE	0140 0004 018	48,5 x 4,7	8	100	



• Cable strapping PLIO® in flexible PVC for PLIO-MARKERS carriers

type	article number	width (mm)	colours		
				M	
PLIO® 8 mm	0811 0001 010	8	black	50	
PLIO® 8 mm	0811 0001 013	8	grey	50	
PLIO® 8 mm	0811 0001 011	8	natural	50	



• PLIO® fixing studs for PLIO® cable strapping

type	article number	material		
			pcs	
n°1 PS	0103 0001 010	polystyrene choc black	500	
n°1 PA	0104 0009 010	polyamide black	500	
n°1 PE	0130 0001 018	polyethylene natural	500	



• Clamp for placing locking studs

type	art. no.		
		pcs	
2022 PLIOSTRAP-8	0362 8000 000	1	

B1/7-01



B7/3-05



C12/1-01 maxi width 4,7 mm



Markers PLIO® M-65 standard to identify PLIO® carriers



PLIO-M-MARKERS



PLIO® M-65

Material: PVC
Operating temperatures: -20 to +90°C
Hardness Shore A: 80 ± 3
Tensile strength at break: 18 MPa
Ultimate elongation: 250 %
Dielectric strength: > 20 kV/mm
Flame resistance: V0 UL94
Pack: reels with 500 markers
Application: to identify PLIO® carriers.



Example for order:

code group	detail article	code colour	code legend
03620070		XXXXXX	XXXXXX

F 03620070001F

5 036200700045



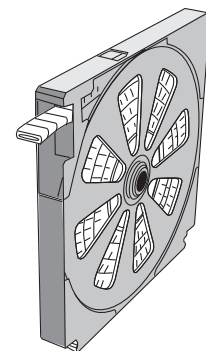
6.

code colour

010	006	007	005	004	003	002	008	013	001	015
black	brown	red	orange	yellow	green	blue	violet	grey	white	pink

code legends

A	A	0362 0070 *** A
B	B	0362 0070 *** B
C	C	0362 0070 *** C
D	D	0362 0070 *** D
E	E	0362 0070 *** E
F	F	0362 0070 *** F
G	G	0362 0070 *** G
H	H	0362 0070 *** H
I	I	0362 0070 *** I
J	J	0362 0070 *** J
K	K	0362 0070 *** K
L	L	0362 0070 *** L
M	M	0362 0070 *** M
N	N	0362 0070 *** N
O	O	0362 0070 *** O
P	P	0362 0070 *** P
Q	Q	0362 0070 *** Q
R	R	0362 0070 *** R
S	S	0362 0070 *** S
T	T	0362 0070 *** T
U	U	0362 0070 *** U
V	V	0362 0070 *** V
W	W	0362 0070 *** W
X	X	0362 0070 *** X
Y	Y	0362 0070 *** Y
Z	Z	0362 0070 *** Z
0	0	0362 0070 *** 0
1	1	0362 0070 *** 1
2	2	0362 0070 *** 2
3	3	0362 0070 *** 3
4	4	0362 0070 *** 4
5	5	0362 0070 *** 5
6.	6.	0362 0070 *** 6
7	7	0362 0070 *** 7
8	8	0362 0070 *** 8
9.	9.	0362 0070 *** 9
+	+	0362 0070 *** +
-	-	0362 0070 *** -
.	.	0362 0070 *** .
=	=	0362 0070 *** =
*	*	0362 0070 *** *
/	/	0362 0070 *** /
⊥	⊥	0362 0070 *** TER
~	~	0362 0070 *** ALT
Ω	Ω	0362 0070 *** OHM
+	+	0362 0070 007 +
-	-	0362 0070 002 -
		0362 0070 010 0
		0362 0070 006 1
		0362 0070 007 2
		0362 0070 005 3
		0362 0070 004 4
		0362 0070 003 5
		0362 0070 002 6
		0362 0070 008 7
		0362 0070 013 8
		0362 0070 001 9
		0362 0070 010 0
		0362 0070 006 1
		0362 0070 007 2
		0362 0070 005 3
		0362 0070 004 4
		0362 0070 003 5
		0362 0070 002 6
		0362 0070 008 7
		0362 0070 013 8
		0362 0070 001 9
		0362 0070 010 0
		0362 0070 006 1
		0362 0070 007 2
		0362 0070 005 3
		0362 0070 004 4
		0362 0070 003 5
		0362 0070 002 6
		0362 0070 008 7
		0362 0070 013 8
		0362 0070 001 9
		0362 0070 015



reel with 500 markers

B7/4-05



Identification system M2
with marker carriers M2
PLIO-M-MARKERS




PLIO-MARKERS






PLIO® M-*-M2**

Material: PVC
Operating temperatures: -20 to +95°C
Colour: yellow
Hardness Shore A: 95 ±5 (Shore A)
Tensile strength at break: 20 MPa
Ultimate elongation: 300 %
Flame resistance: V0 UL94
M2 CSTB
Application: for the identification of large cables and tubes.



• **Identification carrier PLIO-M2 yellow virtual non-flame grade for M-65-M2 marker carriers**

type	artide number	useful dimensions L x W (mm)	quant. of markers M-65 per carrier	 pces
M-008-M2	0369 0011 004	42 x 9,5	8	100
M-012-M2	0369 0012 004	62 x 9,5	12	100
M-024-M2	0369 0013 004	122 x 9,5	24	100



Markers M-65 M2

on reels to identify carriers PLIO-M2




PLIO-M-MARKERS



PLIO® M-65 M2

Material: flexible PVC
Operating temperatures: -20 to +90°C
Hardness Shore A: 80 ±5
Tensile strength at break: 18 MPa
Ultimate elongation: 280 %
Dielectric strength: > 20 kV/mm
Flame resistance: V0 UL94
M2 CSTB
Pack: reel with 500 markers
Application: for a use on PLIO® M2 carriers.



Example for order:

code group	detail article	code colour	code legend
03690001	X	X	X

A	03690001004A
+	03690001001+



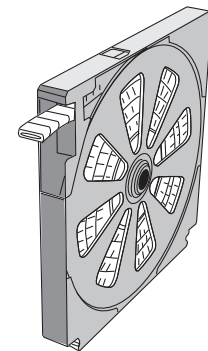
6.

code colour

010	006	007	005	004	003	002	008	013	001	015
black	brown	red	orange	yellow	green	blue	purple	grey	white	pink

code legends

A	A	0369 0001 *** A
B	B	0369 0001 *** B
C	C	0369 0001 *** C
D	D	0369 0001 *** D
E	E	0369 0001 *** E
F	F	0369 0001 *** F
G	G	0369 0001 *** G
H	H	0369 0001 *** H
I	I	0369 0001 *** I
J	J	0369 0001 *** J
K	K	0369 0001 *** K
L	L	0369 0001 *** L
M	M	0369 0001 *** M
N	N	0369 0001 *** N
O	O	0369 0001 *** O
P	P	0369 0001 *** P
Q	Q	0369 0001 *** Q
R	R	0369 0001 *** R
S	S	0369 0001 *** S
T	T	0369 0001 *** T
U	U	0369 0001 *** U
V	V	0369 0001 *** V
W	W	0369 0001 *** W
X	X	0369 0001 *** X
Y	Y	0369 0001 *** Y
Z	Z	0369 0001 *** Z
0	0	0369 0001 *** 0
1	1	0369 0001 *** 1
2	2	0369 0001 *** 2
3	3	0369 0001 *** 3
4	4	0369 0001 *** 4
5	5	0369 0001 *** 5
6	6	0369 0001 *** 6
7	7	0369 0001 *** 7
8	8	0369 0001 *** 8
9	9	0369 0001 *** 9
+	+	0369 0001 *** +
-	-	0369 0001 *** -
.	.	0369 0001 *** .
=	=	0369 0001 *** =
*	*	0369 0001 *** *
/	/	0369 0001 *** /
TER	TER	0369 0001 *** TER
ALT	ALT	0369 0001 *** ALT
OHM	OHM	0369 0001 *** OHM
010	010	0369 0001 010 0
006	006	0369 0001 006 1
007	007	0369 0001 007 2
005	005	0369 0001 005 3
004	004	0369 0001 004 4
003	003	0369 0001 003 5
002	002	0369 0001 002 6
008	008	0369 0001 008 7
013	013	0369 0001 013 8
001	001	0369 0001 001 9
015	015	0369 0001 015
+	+	0369 0001 007 +
-	-	0369 0001 002 -



reel with 500 markers

B7/4-05



Identification system with marker carriers

flame resistant, halogene free




PLIO-MARKERS



Marker carriers PLIO® M-*** PP

Material: PP
Colours: white - black
Operating temperatures: -20 to +90°C
Ultimate elongation: 22 MPa
Flame resistance: V0 UL94
Application: identification in halogen free applications requiring high fire resistance (ex: tunnel, rolling material, rail ...).




type	article number		useful dimensions L x B (mm)	quant. markers M-65/carrier	pces
	white	black			
M-008 PP	0140 0201 001	0140 0201 010	42 x 9,5	8	100
M-012 PP	0140 0202 001	0140 0202 010	62 x 9,5	12	100
M-024 PP	0140 0203 001	0140 0203 010	122 x 9,5	24	100



Markers PLIO® M-65 TPU

Material: TPU
Colours: white - yellow
Operating temperatures: -30 to +90°C
Hardness Shore A: 77 ±5
Tensile strength at break: 30 MPa
Ultimate elongation: 600%
Flame resistance: V0 UL94
Pack: reel with 500 markers
Application: with our PP marker carriers or directly on cables with Ø 4,2 to 6,6 mm. In halogen free applications requiring a high flame resistance (ex: tunnel, rolling material, rail ...).



Ejemplo para pedido:

Code Colour

004 yellow	001 white
----------------------	---------------------

code group	detail article	code colour	code legend
0368	0001	xx	xx

1	036800010041
---	--------------

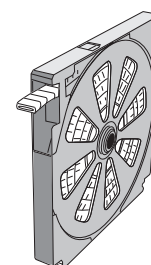


code legends

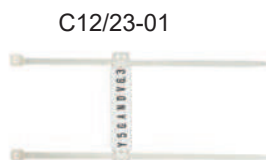
A A 0368 0001 *** A	N N 0368 0001 *** N	0 0 0368 0001 *** 0	+ + 0368 0001 *** +
B B 0368 0001 *** B	O O 0368 0001 *** O	1 1 0368 0001 *** 1	- - 0368 0001 *** -
C C 0368 0001 *** C	P P 0368 0001 *** P	2 2 0368 0001 *** 2	. . 0368 0001 *** .
D D 0368 0001 *** D	Q Q 0368 0001 *** Q	3 3 0368 0001 *** 3	= = 0368 0001 *** =
E E 0368 0001 *** E	R R 0368 0001 *** R	4 4 0368 0001 *** 4	* * 0368 0001 *** *
F F 0368 0001 *** F	S S 0368 0001 *** S	5 5 0368 0001 *** 5	/ / 0368 0001 *** /
G G 0368 0001 *** G	T T 0368 0001 *** T	6. 6. 0368 0001 *** 6.	⊥ ⊥ 0368 0001 *** TER
H H 0368 0001 *** H	U U 0368 0001 *** U	7 7 0368 0001 *** 7	~ ~ 0368 0001 *** ALT
I I 0368 0001 *** I	V V 0368 0001 *** V	8 8 0368 0001 *** 8	Ω Ω 0368 0001 *** OHM
J J 0368 0001 *** J	W W 0368 0001 *** W	9. 9. 0368 0001 *** 9.	
K K 0368 0001 *** K	X X 0368 0001 *** X		
L L 0368 0001 *** L	Y Y 0368 0001 *** Y		
M M 0368 0001 *** M	Z Z 0368 0001 *** Z		

Other sizes of markers
 PLIO-M-MARKERS TPU on request.

reel with 500 markers



B1/7-01



C12/23-01

Identification system sensitive to metal detectors



PLIO-M-MARKERS



PLIO® PP MDE


Material: PP with metal particles
Colour: metal blue
Operating temperatures: -20 to +70°C
Chemical resistance: good resistance to acids, bases and detergents.
Specifications: halogen free
 adapted to the success of a HACCP* processes.

Application: The presence of metal particles in the identification carriers or markers allows easy detection thanks to any metal detector. This identification system is thus used in electrical equipment boxes or chains of production in food and pharmaceutical industries to limit the risks of product contamination.



* HACCP : Hazard Analysis Critical Control Point


● Identification carrier PLIO® M-*** PP MDE

type	art. no.	useful dimensions L x l (mm)	quant. of markers M-65/carrier	 pcs
M-008 PP MDE	0140 1001 093	42 x 9,5	8	100
M-012 PP MDE	0140 1002 093	62 x 9,5	12	100
M-024 PP MDE	0140 1003 093	122 x 9,5	24	100



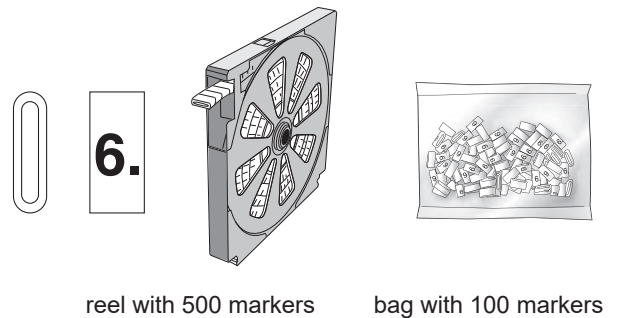
● Markers PLIO® M-65 PP MDE

for identification carrier PLIO® M-*** PP MDE

type	artide number		 pcs
M-65 PP MDE	0368 0100 093 *	in reals	500
M-65 PP MDE EG	0368 0200 093 *	in bags	100




A	0368 xxxx 093 A	N	0368 xxxx 093 N	0	0368 xxxx 093 0
B	0368 xxxx 093 B	O	0368 xxxx 093 O	1	0368 xxxx 093 1
C	0368 xxxx 093 C	P	0368 xxxx 093 P	2	0368 xxxx 093 2
D	0368 xxxx 093 D	Q	0368 xxxx 093 Q	3	0368 xxxx 093 3
E	0368 xxxx 093 E	R	0368 xxxx 093 R	4	0368 xxxx 093 4
F	0368 xxxx 093 F	S	0368 xxxx 093 S	5	0368 xxxx 093 5
G	0368 xxxx 093 G	T	0368 xxxx 093 T	6	0368 xxxx 093 6
H	0368 xxxx 093 H	U	0368 xxxx 093 U	7	0368 xxxx 093 7
I	0368 xxxx 093 I	V	0368 xxxx 093 V	8	0368 xxxx 093 8
J	0368 xxxx 093 J	W	0368 xxxx 093 W	9	0368 xxxx 093 9
K	0368 xxxx 093 K	X	0368 xxxx 093 X	-	0368 xxxx 093 -
L	0368 xxxx 093 L	Y	0368 xxxx 093 Y	/	0368 xxxx 093 /
M	0368 xxxx 093 M	Z	0368 xxxx 093 Z		



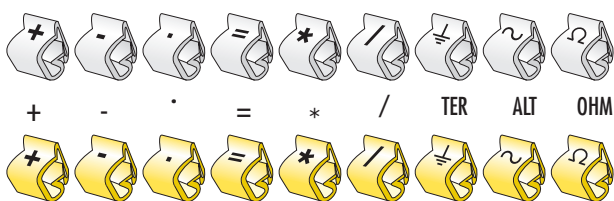
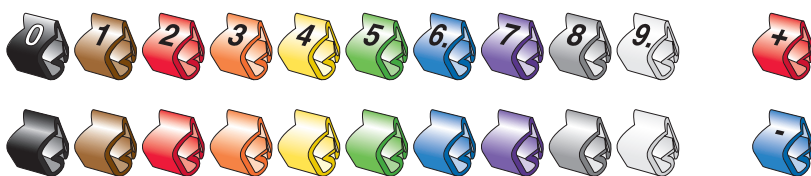
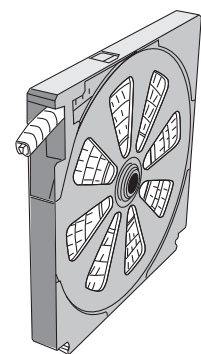
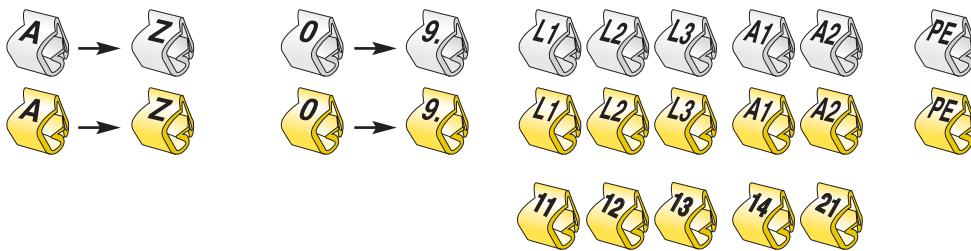
PLIOTEX-V^{plus}

Material:	flexible PVC
Temperature of use:	-20 to +90°C
Hardness Shore A:	85 ± 3
Tensile strength at break:	20 MPa
Ultimate elongation:	300 %
Density:	1260 kg/m ³
Flame resistance:	V0 UL94


Application: to identify wires and cables of o.d. 1 to 25 mm.



- Ease of assembly on the conductor thanks to the particular form of the tubular section and its flexibility.
- **Thimble jigs** make marker setting and composition easy. Ideal for on-site work.
- The markers fit the conductors perfectly. The chevron cut shape allows correct legend alignment.
- Identifying **before connection**.
- Available **in flat reels** which can be placed side by side and allow easy storage and ensure protection of the markers.
- **Dispensers** are available to group reels together, ideal for **on site use**.




Other symbols upon request.








Example for order:

code group	detail article	code colour	code marker
0370	0XXXXXX	XXXXXX	XXXXXX

PT-V+ 30  037000002004F

PT-V+ 45  03700003001TER

PT-V+ 90  037000140053

PT-V+ 150  03700025006








detail article

type	white / yellow	article number international code	unprinted markers	for cables Ø mm	sections mm ²	rings
PT-V+ 30	0370 0002 *** **	0370 0012 *** **	0370 0022 ***	1,0 - 3,0	0,2 - 1,5	500
PT-V+ 45	0370 0003 *** **	0370 0013 *** **	0370 0023 ***	2,2 - 5,0	1 - 6	500
PT-V+ 90	0370 0004 *** **	0370 0014 *** **	0370 0024 ***	4,0 - 9,0	4 - 16	250
PT-V+ 150*	0370 0005 *** **	0370 0015 *** **	0370 0025 ***	7,0 - 16,0	16 - 70	100
PT-V+ 240*	0370 0006 *** **	0370 0016 *** **	0370 0026 ***	12,0 - 25,0	50 - 185	100

* available in bags of 5 carriers with 20 markers.

code colours

 010	 006	 007	 005	 004	 003	 002	 008	 013	 001
black	brown	red	orange	yellow	green	blue	violet	grey	white

code markers

A	A	0370 0*** ** A
B	B	0370 0*** ** B
C	C	0370 0*** ** C
D	D	0370 0*** ** D
E	E	0370 0*** ** E
F	F	0370 0*** ** F
G	G	0370 0*** ** G
H	H	0370 0*** ** H
I	I	0370 0*** ** I
J	J	0370 0*** ** J
K	K	0370 0*** ** K
L	L	0370 0*** ** L
M	M	0370 0*** ** M
N	N	0370 0*** ** N
O	O	0370 0*** ** O
P	P	0370 0*** ** P
Q	Q	0370 0*** ** Q
R	R	0370 0*** ** R
S	S	0370 0*** ** S
T	T	0370 0*** ** T
U	U	0370 0*** ** U
V	V	0370 0*** ** V
W	W	0370 0*** ** W
X	X	0370 0*** ** X
Y	Y	0370 0*** ** Y
Z	Z	0370 0*** ** Z

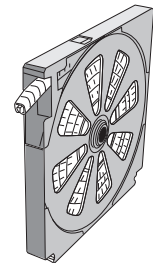
0	0	0370 0*** ** 0
1	1	0370 0*** ** 1
2	2	0370 0*** ** 2
3	3	0370 0*** ** 3
4	4	0370 0*** ** 4
5	5	0370 0*** ** 5
6	6	0370 0*** ** 6
7	7	0370 0*** ** 7
8	8	0370 0*** ** 8
9	9	0370 0*** ** 9
L1	L1	0370 0*** ** L1
L2	L2	0370 0*** ** L2
L3	L3	0370 0*** ** L3
A1	A1	0370 0*** ** A1
A2	A2	0370 0*** ** A2
PE	PE	0370 0*** ** PE
+	+	0370 0*** ** +
-	-	0370 0*** ** -
·	·	0370 0*** ** ·
=	=	0370 0*** ** =
*	*	0370 0*** ** *
/	/	0370 0*** ** /
⊥	⊥	0370 0*** ** TER
~	~	0370 0*** ** ALT
Ω	Ω	0370 0*** ** OHM

0	0370 0*** 010 0
1	0370 0*** 006 1
2	0370 0*** 007 2
3	0370 0*** 005 3
4	0370 0*** 004 4
5	0370 0*** 003 5
6	0370 0*** 002 6
7	0370 0*** 008 7
8	0370 0*** 013 8
9	0370 0*** 001 9
+	0370 0*** 007 +
-	0370 0*** 002 -

0370 0*** 010
0370 0*** 006
0370 0*** 007
0370 0*** 005
0370 0*** 004
0370 0*** 003
0370 0*** 002
0370 0*** 008
0370 0*** 013
0370 0*** 001

11	0370 0005 004 11
12	0370 0005 004 12
13	0370 0005 004 13
14	0370 0005 004 14
21	0370 0005 004 21

Only type PT-V+ 150



B7/4-05



Markers loose, in bags



PLIOTEX-V^{plus}



Example for order:

code group	detail article	code colour	code marker
0370	0XXXXXX	XXXXXX	XXXXXX

PT-V+ 30	F	037000072004F
PT-V+ 45	⊥	037000073001TER
PT-V+ 90	3	0370000840053



detail article

type	white /yellow	article number international code	unprinted white / yellow	for cables Ø mm	sections mm ²	rings
PT-V+ 30	0370 0072 *** **	0370 0082 *** **	0370 0095 ***	1,0 - 3,0	0,2 - 1,5	100
PT-V+ 45	0370 0073 *** **	0370 0083 *** **	0370 0096 ***	2,2 - 5,0	1 - 6	100
PT-V+ 90	0370 0074 *** **	0370 0084 *** **	0370 0097 ***	4,0 - 9,0	4 - 16	100

code colours


010	006	007	005	004	003	002	008	013	001
black	brown	red	orange	yellow	green	blue	violet	grey	white

code markers

A	A	0370 0*** ** A
B	B	0370 0*** ** B
C	C	0370 0*** ** C
D	D	0370 0*** ** D
E	E	0370 0*** ** E
F	F	0370 0*** ** F
G	G	0370 0*** ** G
H	H	0370 0*** ** H
I	I	0370 0*** ** I
J	J	0370 0*** ** J
K	K	0370 0*** ** K
L	L	0370 0*** ** L
M	M	0370 0*** ** M
N	N	0370 0*** ** N
O	O	0370 0*** ** O
P	P	0370 0*** ** P
Q	Q	0370 0*** ** Q
R	R	0370 0*** ** R
S	S	0370 0*** ** S
T	T	0370 0*** ** T
U	U	0370 0*** ** U
V	V	0370 0*** ** V
W	W	0370 0*** ** W
X	X	0370 0*** ** X
Y	Y	0370 0*** ** Y
Z	Z	0370 0*** ** Z

0	0	0370 0*** ** 0
1	1	0370 0*** ** 1
2	2	0370 0*** ** 2
3	3	0370 0*** ** 3
4	4	0370 0*** ** 4
5	5	0370 0*** ** 5
6	6	0370 0*** ** 6
7	7	0370 0*** ** 7
8	8	0370 0*** ** 8
9	9	0370 0*** ** 9
L1	L1	0370 0*** ** L1
L2	L2	0370 0*** ** L2
L3	L3	0370 0*** ** L3
A1	A1	0370 0*** ** A1
A2	A2	0370 0*** ** A2
PE	PE	0370 0*** ** PE
+	+	0370 0*** ** +
-	-	0370 0*** ** -
·	·	0370 0*** ** ·
=	=	0370 0*** ** =
*	*	0370 0*** ** *
/	/	0370 0*** ** /
⊥	⊥	0370 0*** ** TER
~	~	0370 0*** ** ALT
Ω	Ω	0370 0*** ** OHM

0	0370 0*** 010 0
1	0370 0*** 006 1
2	0370 0*** 007 2
3	0370 0*** 005 3
4	0370 0*** 004 4
5	0370 0*** 003 5
6	0370 0*** 002 6
7	0370 0*** 008 7
8	0370 0*** 013 8
9	0370 0*** 001 9
	0370 0*** 001
	0370 0*** 004



B7/4-05



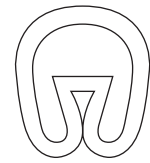
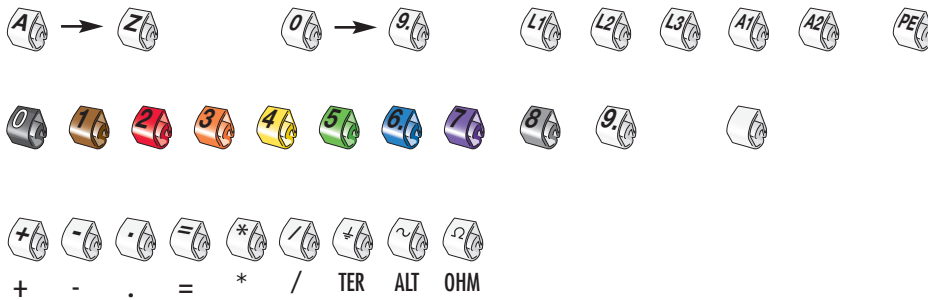
Markers straight cut loose, in bags



PLIOTEX^{plus}



With identical characteristics to the PLIOTEX-V^{plus} markers but not chevron cut, but straight cut.



6.

Example for order:

code group	detail article	code colour	code marker		
0361	0XXXXXX	XXXXXX	XXXXXX	PT+ 30	F 03610472001F
0361	0XXXXXX	XXXXXX	XXXXXX	PT+ 90	3 036104840053

detail article


type	article number			for cables Ø mm	sections mm ²	 rings
	white	international code	unprinted colour white			
PT+ 30	0361 0472 001 ***	0361 0482 *** **	0361 0492 001	1 - 3	0,2 - 1,5	100
PT+ 45	0361 0473 001 ***	0361 0483 *** **	0361 0493 001	2,2 - 5	1 - 6	100
PT+ 90	0361 0474 001 ***	0361 0484 *** **	0361 0494 001	4 - 9	4 - 16	100

code colours

010	006	007	005	004	003	002	008	013	001
black	brown	red	orange	yellow	green	blue	violet	grey	white

code markers

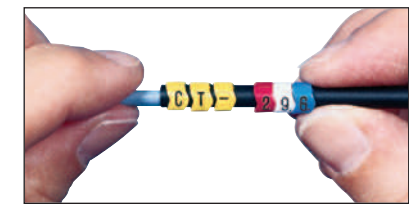
A	0361 0*** 001 A
B	0361 0*** 001 B
C	0361 0*** 001 C
D	0361 0*** 001 D
E	0361 0*** 001 E
F	0361 0*** 001 F
G	0361 0*** 001 G
H	0361 0*** 001 H
I	0361 0*** 001 I
J	0361 0*** 001 J
K	0361 0*** 001 K
L	0361 0*** 001 L
M	0361 0*** 001 M
N	0361 0*** 001 N
O	0361 0*** 001 O
P	0361 0*** 001 P
Q	0361 0*** 001 Q
R	0361 0*** 001 R
S	0361 0*** 001 S
T	0361 0*** 001 T
U	0361 0*** 001 U
V	0361 0*** 001 V
W	0361 0*** 001 W
X	0361 0*** 001 X
Y	0361 0*** 001 Y
Z	0361 0*** 001 Z
0	0361 0*** 001 0
1	0361 0*** 001 1
2	0361 0*** 001 2
3	0361 0*** 001 3
4	0361 0*** 001 4
5	0361 0*** 001 5
6	0361 0*** 001 6
7	0361 0*** 001 7
8	0361 0*** 001 8
9	0361 0*** 001 9
L1	0361 0*** 001 L1
L2	0361 0*** 001 L2
L3	0361 0*** 001 L3
A1	0361 0*** 001 A1
A2	0361 0*** 001 A2
PE	0361 0*** 001 PE
+	0361 0*** 001 +
-	0361 0*** 001 -
.	0361 0*** 001 .
=	0361 0*** 001 =
*	0361 0*** 001 *
/	0361 0*** 001 /
⊥	0361 0*** 001 TER
~	0361 0*** 001 ALT
Ω	0361 0*** 001 OHM
0	0361 0*** 010 0
1	0361 0*** 006 1
2	0361 0*** 007 2
3	0361 0*** 005 3
4	0361 0*** 004 4
5	0361 0*** 003 5
6	0361 0*** 002 6
7	0361 0*** 008 7
8	0361 0*** 013 8
9	0361 0*** 001 9
	0361 0*** 001





• Thimble jigs

Thimble jigs in steel for easier assembly and application of PLIOTEX-V+ markers. Different sizes allow setting of the markers with less effort.



type	article number	for rings	mm	mm ²	pces
PT-V ^{plus} n°1	0361 0301 000	PT-V+ 30	2	0,2 - 0,5	1
PT-V ^{plus} n°2	0361 0302 000	PT-V+ 30 & 45	3	0,5 - 1,5	1
PT-V ^{plus} n°3	0361 0303 000	PT-V+ 45	4	0,75 - 2,5	1
PT-V ^{plus} n°4	0361 0304 000	PT-V+ 45	4,4	2,5 - 4	1
PT-V ^{plus} n°5	0361 0305 000	PT-V+ 45 & 90	4,8	4 - 6	1
PT-V ^{plus} n°6	0361 0306 000	PT-V+ 90	6,5	4 - 10	1
PT-V ^{plus} n°7	0361 0307 000	PT-V+ 90 & 150	8	16	1
PT-V ^{plus} n°8	0361 0308 000	PT-V+ 150 & 240	13	25 - 50	1
PT-V ^{plus} n°9	0361 0309 000	PT-V+ 150 & 240	14,5	50 - 70	1

• Dispenser SUCA - 350 for marker reels

Dispenser for PLIOTEX-V^{plus} marker reels - to assemble reels for bench work and on-site work (also suitable for PLIO-V-MARKERS, PLIO-M-MARKERS M-65 and OPTO-MARKERS).

Maximum capacity:
 50 reels PT-V^{plus} 30 or PLIO-V-09 to V-16 or TC-09
 37 reels PT-V^{plus} 45 or PLIO-V-22 to V-40 or TC-27
 27 reels PT-V^{plus} 90 or PLIO-V-50 to V-65 or M-65



type	article number	external dimensions (mm)			weight g	pces
		length	width	height		
SUCA 350	0360 0500 000	430	129	200	600	1

• Box for markers

- Order of the markers.
- Protection of the markers.
- Ready for use.
- Number of markers in the box is variable because of the size of the markers.

Maximum capacity:
 1000 rings PLIOTEX-V+ or PLIOTEX+ 30 per compartment
 400 rings PLIOTEX-V+ or PLIOTEX+ 45 per compartment
 100 rings PLIOTEX-V+ or PLIOTEX+ 90 per compartment

Dimensions: 240 x 195 x 43 mm
Material: Polypropylene




type	article number	external dimensions (mm)			weight g	pces
		length	width	height		
BOX PSC18	0370 0910 000	240	195	43	295	1



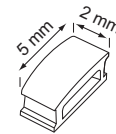
PLIOFAST

Material: flexible PVC quality 9940
Operating temperatures: -20 to +90°C
Hardness Shore A: 90 ± 5
Tensile strength at break: 25 MPa
Ultimate elongation: 240 %
Dielectric strength: 20 kV/mm
Volume resistivity: 3 x 10¹² Ω.cm
Print height: 3 mm

Application: identification of cables from 0,75 to 25 mm².



- One type of marker for the 9 sizes of bootlace ferrules.
- One identification can be made with up to 6 legends.
- Identification can be performed **before or after** the ferrules have been located.
- Markers are in booklets of **200 identical legends**.
- Identification remains legible and straight even when the wire has to be bent at termination.



article number
yellow

article number
yellow

article number
international code

article number
color unprinted

A	0372 0001 004 A
B	0372 0001 004 B
C	0372 0001 004 C
D	0372 0001 004 D
E	0372 0001 004 E
F	0372 0001 004 F
G	0372 0001 004 G
H	0372 0001 004 H
I	0372 0001 004 I
J	0372 0001 004 J
K	0372 0001 004 K
L	0372 0001 004 L
M	0372 0001 004 M
N	0372 0001 004 N
O	0372 0001 004 O
P	0372 0001 004 P
Q	0372 0001 004 Q
R	0372 0001 004 R
S	0372 0001 004 S
T	0372 0001 004 T

U	0372 0001 004 U
V	0372 0001 004 V
W	0372 0001 004 W
X	0372 0001 004 X
Y	0372 0001 004 Y
Z	0372 0001 004 Z
+	0372 0001 004 +
-	0372 0001 004 -
0	0372 0001 004 0
1	0372 0001 004 1
2	0372 0001 004 2
3	0372 0001 004 3
4	0372 0001 004 4
5	0372 0001 004 5
6	0372 0001 004 6
7	0372 0001 004 7
8	0372 0001 004 8
9	0372 0001 004 9

0	0372 0001 010 0
1	0372 0001 006 1
2	0372 0001 007 2
3	0372 0001 005 3
4	0372 0001 004 4
5	0372 0001 003 5
6	0372 0001 002 6
7	0372 0001 008 7
8	0372 0001 013 8
9	0372 0001 001 9
+	0372 0001 007 +
-	0372 0001 002 -

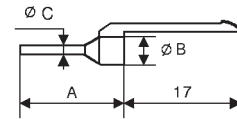
	0372 0001 010
	0372 0001 006
	0372 0001 007
	0372 0001 005
	0372 0001 004
	0372 0001 003
	0372 0001 002
	0372 0001 008
	0372 0001 013
	0372 0001 001





With idented ferrules, you can simultaneously:

- **isolate** conductors.
- **optimization** of connection by the bootlace ferrules.
- **identify** your termination.

Material: polyamid



type	article number	sections mm ²	insulation colour	dimensions (mm)			pcs
				A	ØB	ØC	
• Bootlace ferrules with fixed carrier							
with carrier for max. 6 markers							
PLIOFAST 007	0642 0020 002	0,75	blue	13,5	3,3	1,8	1000
PLIOFAST 010	0642 0025 007	1	red	13,5	3,5	1,8	1000
PLIOFAST 015	0642 0030 010	1,5	black	13,5	4	2	1000
PLIOFAST 025	0642 0035 013	2,5	grey	14,5	4,7	2,5	1000
• Insulated PLIOFAST bootlace ferrules with receptacle							
for carrier article number 642-901 (see below)							
CA-042	0642 0106 005	4	orange	17,3	5,9	3,3	100
CA-062	0642 0108 003	6	green	20	7	4	100
CA-103	0642 0109 006	10	brown	27	8,4	5	100
CA-163	0642 0110 001	16	white	29	9,8	6,4	100
CA-253	0642 0111 010	25	black	30	12	8,2	100
• Detachable carrier for types CA-042 to CA-253							
for max. 7 markers							
CA-carrier	0642 0901 018	length: 22 mm					100
• Mounting tool							
PLIOFAST tool	0372 0002 000						1
• Mounting plaque							
PLIOFAST plaque	0372 0011 000	empty in plastic bag					1



Remove the markers one by one from the booklet in reverse identification reading order.

Operating use



Once marking is assembled (maximum 6 markers), slide them along the ferrule strip.



Put the ferrule on the bare end of the wire and connect. Adjust positioning of the markers if necessary.

Rings for Telecom cables in fibre optic




OPTO-MARKERS

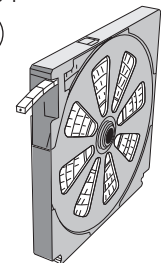


OPTO-MARKERS TC-09

Material: flexible PVC
Operating temperatures: -20 to +90°C
Hardness Shore A: 80 ± 3
Tensile strength at break: 18 MPa
Ultimate elongation: 250 %
Dielectric strength: > 20 kV/mm
Flame resistance: V0 UL94
Application: identification of fibre optic from 0,2 to 0,4 mm ext. Ø with double sided print (except black markers).
Special print: please consult us.



Scale 1



Example for order:

code group	detail article	code colour	code marker
0363	3xxxxx	3xxx	3xxx
0363	3xxxxx	3xxx	3xxx

detail article

type	article number	dimensions mm	for fibre Ø (mm)	rings
TC-09	0363 0401 *** **	4 x 2,5 x 1,2	0,2 - 0,4	1000

code colour

010	006	007	005	004	003	002	008	013	001
black	brown	red	orange	yellow	green	blue	violet	grey	white

code marker

0	0363 0401 *** 0	0363 0501 010	A	0363 0401 001 A
1	0363 0401 *** 1	0363 0501 006	B	0363 0401 001 B
2	0363 0401 *** 2	0363 0501 007	C	0363 0401 001 C
3	0363 0401 *** 3	0363 0501 005		
4	0363 0401 *** 4	0363 0501 004		
5	0363 0401 *** 5	0363 0501 003		
6	0363 0401 *** 6	0363 0501 002		
7	0363 0401 *** 7	0363 0501 008		
8	0363 0401 *** 8	0363 0501 013		
9	0363 0401 *** 9	0363 0501 001		

Black ring:
print on one side



OPTO-MARKERS TC-27 rings

for Telecom cables
in fibre optic



OPTO-MARKERS

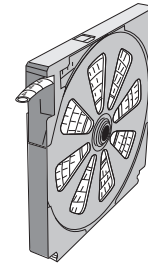
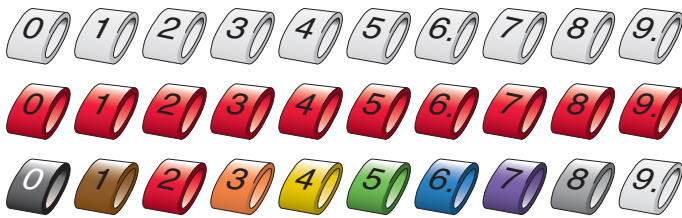


OPTO-MARKERS TC-27

Material: flexible PVC quality 9732
Operating temperatures: -20 to +90°C
Hardness Shore A: 80 ± 3
Tensile strength at break: 18 MPa
Ultimate elongation: 250 %
Dielectric strength: > 20 kV/mm
Flame resistance: V0 UL94
Application: identification of fibre optic from 1,6 to 2,5 mm ext. Ø with double sided print (except black markers).
Special print: please consult us.



Scale 1



Example for order:

code group	detail article	code colour	code marker
0363	0214	x x x	x x x x

detail article	type	article number	dimensions mm	for fibre Ø (mm)	rings
TC-27		0363 0214 *** **	4 x 5,2 x 2,5	1,6 - 2,5	1000

code colour	010	006	007	005	004	003	002	008	013	001
	black	brown	red	orange	yellow	green	blue	violet	grey	white

code marker	0	1	2	3	4	5	6	7	8	9
	0363 0214 001 0	0363 0214 001 1	0363 0214 001 2	0363 0214 001 3	0363 0214 001 4	0363 0214 001 5	0363 0214 001 6	0363 0214 001 7	0363 0214 001 8	0363 0214 001 9
	0363 0214 007 0	0363 0214 007 1	0363 0214 007 2	0363 0214 007 3	0363 0214 007 4	0363 0214 007 5	0363 0214 007 6	0363 0214 007 7	0363 0214 007 8	0363 0214 007 9
	0363 0214 010 0	0363 0214 006 1	0363 0214 007 2	0363 0214 005 3	0363 0214 004 4	0363 0214 003 5	0363 0214 002 6	0363 0214 008 7	0363 0214 013 8	0363 0214 001 9

Black ring:
print on one side



B7/4-05






B11/1-02





B8

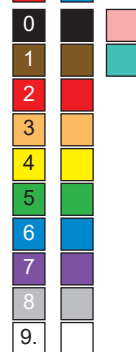
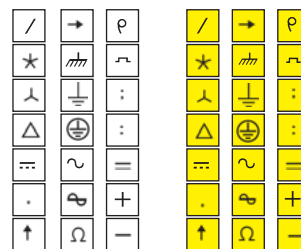
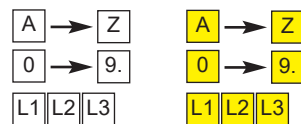
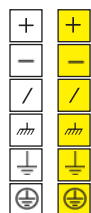
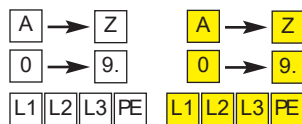
Identification system
PLIOGRIP
PLIO SNAP+®
and PLIO-CLIP





Page	B8/1	B8/2	B8/3
	PLIOGRIP	PLIO SNAP+®	PLIO-CLIP
Profile			
Material	POM	POM	PA
Operating temperatures	-40 to +90°C	-40 to +90°C	-30 to +100°C
Sections	0,15 to 6 mm ²	optical fiber to 75 mm ²	0,5 to 6 mm ²
Tool	Tool PLIOGRIP-TOOL	PST wand	-

Marking and colours of the markers

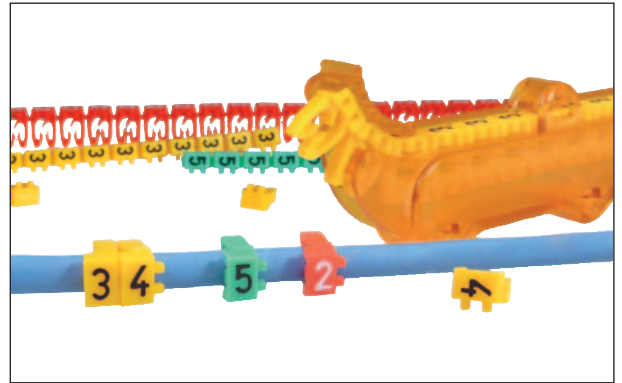




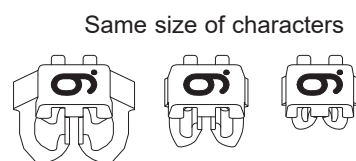
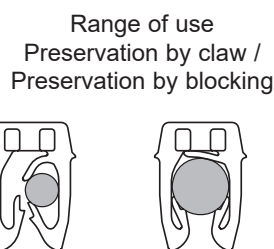
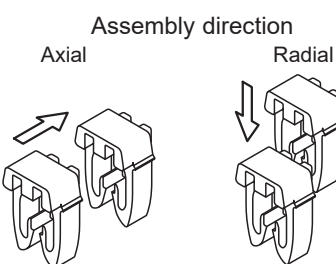
PLIOGRIP

Material: POM
Operating temperatures: -40 to +90°C
Tensile strength at yield: 54 N/mm²
Elongation at break: 30 %
Elasticity: 2100 N//mm²
Dielectric strength: 28 kV/mm
Flame resistance: HB UL94

Application: applied by clipping direct to wires and cables of sections 0,15 - 6 mm² before or after connection.



Other symbols upon request.



Operating instruction in video



Markers PLIOGRIP

Example for order:

code group	detail article	code colour	code marker
0376	0XXXXXX	XXXXXX	XXXXXX

T0		037600010001F
T1		037600011004TER
T2		0376000220053

detail article

type	article number		mm	section mm ²	numerical markers	alphabetical markers symbols and unprinted
	white / yellow *	colours				
T0	0376 0010 *** **	0376 0020 *** **	0,8 - 2,2	0,15 - 0,5	1000	300
T1	0376 0011 *** **	0376 0021 *** **	2,2 - 3,8	0,5 - 2,5	1000	300
T2	0376 0012 *** **	0376 0022 *** **	3,8 - 5,3	2,5 - 6	800	200

* Markers L1 L2 L3, PE are not available for models T1 and T2.

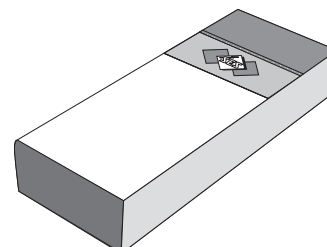
code colours

black	brown	red	orange	yellow	green	blue	violet	grey	white

code markers

A	A	0376 **** ** A
B	B	0376 **** ** B
C	C	0376 **** ** C
D	D	0376 **** ** D
E	E	0376 **** ** E
F	F	0376 **** ** F
G	G	0376 **** ** G
H	H	0376 **** ** H
I	I	0376 **** ** I
J	J	0376 **** ** J
K	K	0376 **** ** K
L	L	0376 **** ** L
M	M	0376 **** ** M
N	N	0376 **** ** N
O	O	0376 **** ** O
P	P	0376 **** ** P
Q	Q	0376 **** ** Q
R	R	0376 **** ** R
S	S	0376 **** ** S
T	T	0376 **** ** T
U	U	0376 **** ** U
V	V	0376 **** ** V
W	W	0376 **** ** W
X	X	0376 **** ** X
Y	Y	0376 **** ** Y
Z	Z	0376 **** ** Z
0	0	0376 **** ** 0
1	1	0376 **** ** 1
2	2	0376 **** ** 2
3	3	0376 **** ** 3
4	4	0376 **** ** 4
5	5	0376 **** ** 5
6	6	0376 **** ** 6
7	7	0376 **** ** 7
8	8	0376 **** ** 8
9	9	0376 **** ** 9
/	/	0376 **** ** /
.	.	0376 **** ** .
+	+	0376 **** ** +
-	-	0376 **** ** -
~	~	0376 **** ** ALT
⊥	⊥	0376 **** ** CRE
⊥	⊥	0376 **** ** TER
⊕	⊕	0376 **** ** TEP
⊖	⊖	0376 **** ** MAS
L1	L1	0376 **** ** L1
L2	L2	0376 **** ** L2
L3	L3	0376 **** ** L3
PE	PE	0376 **** ** PE
0		0376 **** 010 0
1		0376 **** 006 1
2		0376 **** 007 2
3		0376 **** 005 3
4		0376 **** 004 4
5		0376 **** 003 5
6		0376 **** 002 6
7		0376 **** 008 7
8		0376 **** 013 8
9		0376 **** 001 9
+		0376 **** 007 +
-		0376 **** 002 -
		0376 **** 010
		0376 **** 006
		0376 **** 007
		0376 **** 005
		0376 **** 004
		0376 **** 003
		0376 **** 002
		0376 **** 008
		0376 **** 013
		0376 **** 001

Box available with a European suspension hole.






• **PLIOGRIP PSR marker carriers for the marking of large cables**

There are two length of marker carriers available for size 0, and one length for size 1.

We recommend fixing markers with SES-QUICK cable ties width 2,4 and 2,6 mm type 100/25SL - 150/26SL - 200/26SL - 110/26SE (see pages C12/..).

type	artide number	for markers	markers per wand	 pces
PSR-03-8	0374 0710 010	T0	8	100
PSR-03-15	0374 0720 010	T0	16	100
PSR-09-15	0374 0730 010	T1	17	100



• **Universal tool**

Only one tool for 3 types of markers.

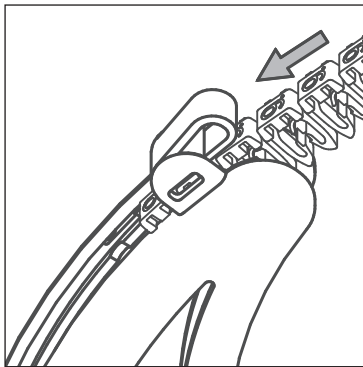
Ease of assembly of the markers per wand.

Ergonomics allowing the location of the cables on the top.

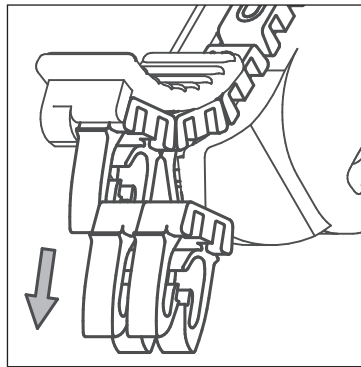
type	artide number	 pces
PLIOGRIP-TOOL	0376 0100 000	10



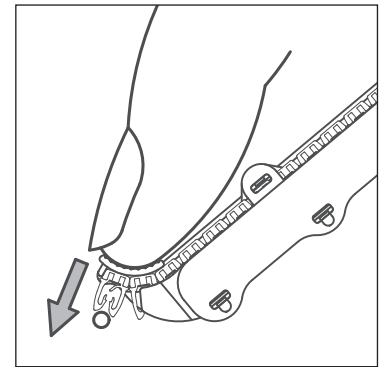
Box available with a European suspension hole.



Ease of assembly



Radial assembly



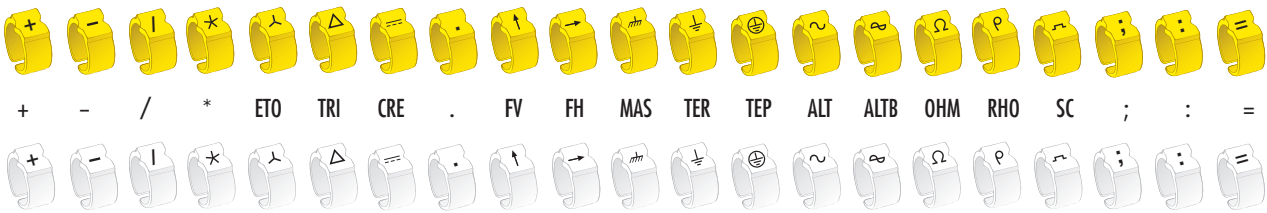


Ergonomics



PLIO SNAP +®

Material: POM
Operating temperatures: -40 to +90°C
Tensile strength: 45 MPa
Elongation at break: 40 %
Elasticity: 1800 MPa
Dielectric strength: 20 kV/mm
Flame resistance: HB UL94

Application: marking of cables on connector block after connection, even in difficult places.



The mounting wands have a support so that when they are in an horizontal position the markings can be easily identified.



Due to chevrons on both sides the markers take up correct orientation.



PLIO SNAP + markers grip the conductor tightly without the risk of damaging the insulation



Operating instruction in video



PLIO SNAP +® markers

Example for order:

code group	detail article	code colour	code marker
0374	0XXXXXX	XXXXX	XXXXX

PS-02		03740020001F
PS-06		03740040001TER
PS-12		037404600053
PS-17		03740480004

detail article

type	white wands	article number yellow wands	international code and unprinted markers	mm	mm ²	wands	colours of the wands	markers
PS-00*	0374 0001 001 ***	0374 0101 004 ***	0374 0401 *** **	0,85 - 1,1	optical fibre	10	black	300
PS-01*	0374 0010 001 ***	0374 0110 004 ***	0374 0410 *** **	1 - 1,4	0,32	10	brown	300
PS-02*	0374 0020 001 ***	0374 0120 004 ***	0374 0420 *** **	1,4 - 1,8	0,50	10	grey	300
PS-03	0374 0030 001 ***	0374 0130 004 ***	0374 0430 *** **	1,9 - 2,6	0,75	10	green	300
PS-06	0374 0040 001 ***	0374 0140 004 ***	0374 0440 *** **	2,6 - 3,5	1 - 1,5	10	red	300
PS-09	0374 0050 001 ***	0374 0150 004 ***	0374 0450 *** **	3,2 - 4,5	2,5	12	blue	300
PS-12	0374 0060 001 ***	0374 0160 004 ***	0374 0460 *** **	4,5 - 6	4 - 6	12	yellow	300
PS-15	0374 0070 001 ***	0374 0170 004 ***	0374 0470 *** **	5,8 - 8,5	10 - 16	-	-	50
PS-17	0374 0080 001 ***	0374 0180 004 ***	0374 0480 *** **	8,5 - 11,5	25	-	-	50
PS-21	0374 0090 001 ***	0374 0190 004 ***	0374 0490 *** **	11 - 15,5	35	-	-	50
PS-24	0374 0100 001 ***	0374 0200 004 ***	0374 0500 *** **	15 - 19	50 - 75	-	-	50

* Markers L1 L2 L3 are not available for models PS-00, PS-01 and PS-02.

code colours

--	--	--	--	--	--	--	--	--	--	--	--

code markers

A 0374 **** A	0 0374 **** 0	/ 0374 **** /	0 0374 **** 0100
B 0374 **** B	1 0374 **** 1	★ 0374 **** *	1 0374 **** 0061
C 0374 **** C	2 0374 **** 2	∩ 0374 **** ETO	2 0374 **** 0072
D 0374 **** D	3 0374 **** 3	△ 0374 **** TRI	3 0374 **** 0053
E 0374 **** E	4 0374 **** 4	≡ 0374 **** CRE	4 0374 **** 0044
F 0374 **** F	5 0374 **** 5	. 0374 **** .	5 0374 **** 0035
G 0374 **** G	6 0374 **** 6	↑ 0374 **** FV	6 0374 **** 0026
H 0374 **** H	7 0374 **** 7	→ 0374 **** FH	7 0374 **** 0087
I 0374 **** I	8 0374 **** 8	0374 **** MAS	8 0374 **** 0138
J 0374 **** J	9 0374 **** 9	0374 **** TER	9 0374 **** 0019
K 0374 **** K	L1 0374 **** L1	0374 **** TEP	+ 0374 **** 007+
L 0374 **** L	L2 0374 **** L2	~ 0374 **** ALT	- 0374 **** 002-
M 0374 **** M	L3 0374 **** L3	0374 **** ALTB	0374 **** 010
N 0374 **** N	+ 0374 **** +	Ω 0374 **** OHM	0374 **** 006
O 0374 **** O	- 0374 **** -	ρ 0374 **** RHO	0374 **** 007
P 0374 **** P	0374 **** 005	0374 **** SC	0374 **** 004
Q 0374 **** Q	0374 **** 003	; 0374 **** ;	0374 **** 002
R 0374 **** R	0374 **** 008	: 0374 **** :	0374 **** 013
S 0374 **** S	0374 **** 001	= 0374 **** =	0374 **** 015
T 0374 **** T	0374 **** 098		
U 0374 **** U			
V 0374 **** V			
W 0374 **** W			
X 0374 **** X			
Y 0374 **** Y			
Z 0374 **** Z			

** Colours available only for PS-03 and PS-06.




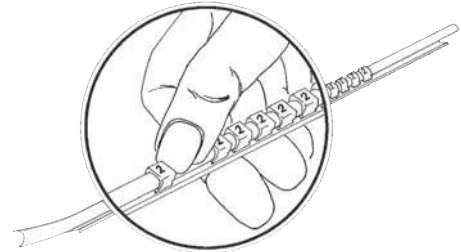


• Wands for PLIO SNAP +® markers

Particularly recommended for the location of cables on connector block, the PLIO SNAP +® markers can easily be placed on cables very close to another thanks to their assembly into the axis of the cable. PLIO SNAP +® markers can be put in position easily by placing the conductor in the flared end of the wand and the marker can then be pushed with the thumb on to the conductor.

The mounting wands have a base support so that they can be placed and will stay in a horizontal position and markings can therefore be easily identified.


type	article number	colours of the wands	for markers	quantity of markers/wand	 wands
PST-00	0374 0005 010	black	PS-00	30	5
PST-01	0374 0015 006	brown	PS-01	30	5
PST-02	0374 0025 013	grey	PS-02	30	5
PST-03	0374 0035 003	green	PS-03	30	5
PST-06	0374 0045 007	red	PS-06	30	5
PST-09	0374 0055 002	blue	PS-09	30	5
PST-12	0374 0065 004	yellow	PS-12	30	5
PST-15	0374 0075 006	brown	PS-15	20	5
PST-17	0374 0085 013	grey	PS-17	17	5
PST-21	0374 0095 013	grey	PS-21	14	2
PST-24	0374 0105 013	grey	PS-24	14	2



• PLIO SNAP +® PSR marker carriers for the marking of large cables

There are two length of marker carriers available for the PS-03 markers, and one length for the PS-09 markers.

We recommend fixing markers with SES-QUICK cable ties width 2,4 and 2,6 mm type 100/25SL - 150/26SL - 200/26SL - 110/26SE (see pages C12/..).

type	article number	for markers	markers per wand	 pces
PSR-03-8	0374 0710 010	PS-03	8	100
PSR-03-15	0374 0720 010	PS-03	15	100
PSR-09-15	0374 0730 010	PS-09	15	100




• Box for PLIO SNAP +® markers

type	article number	 pce
PSE	0374 0800 000	1



• Board PLIO SNAP +®

This board allows fast arranging of PLIO SNAP +® wands.

type	article number	 pce
PSV	0374 0814 000	1


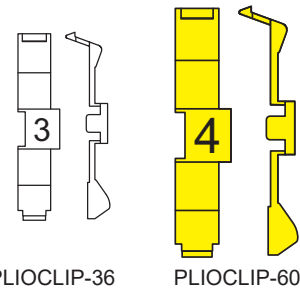

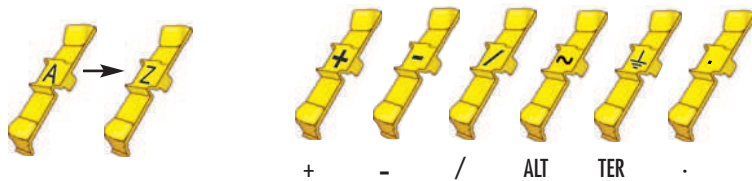





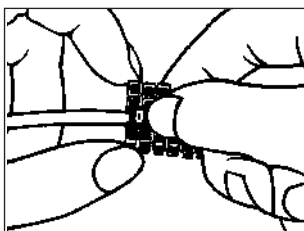
PLIOCLIP

Material: PA 6.6
Operating temperatures: -30 to +100°C
Tensile strength: 65 MPa
Elongation at break: 300 %
Elasticity: 1300 MPa
Dielectric strength: 26 kV/mm
Flame resistance: V2 UL94

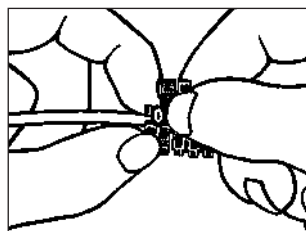
Applications: marking of wires and cables of Ø 2,2 to 6 mm (sections 0,5 to 6 mm²) before or after connection.
 This marking system is equipped with a security locking equivalent to that of a closed ring.



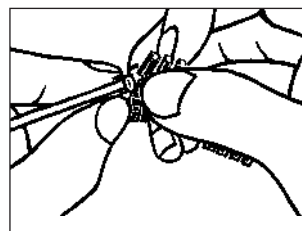
For PLIOCLIP marking, proceed as follows:



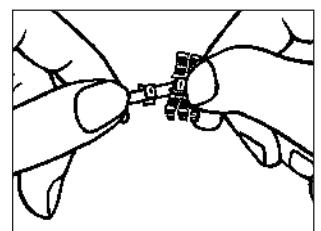
Take the whole strip to the cable.



Hold the strip with one hand. Turn the clip down with the thumb and the forefinger of the other hand to close it.



Pull the clip off the strip.



The PLIOCLIP is then in position - and the next marker can be applied.



Example for order:

code group	detail article	code colour	code marker
0737	0XXXXXX	XXXXX	XXXXX

PLIOCLIP-36 07370013004TER

PLIOCLIP-60 073700220993

detail article

type	article number				Ø mm	mm ²	markers /bag	figure markers /bag
	alphabetical	figures CI	colour	symbole				
PLIOCLIP 36	0737 0011 004 ***	0737 0012 099 ***	0737 0014 ***	0737 0013 004 ***	2,2 - 3,6	0,5 - 2,5	224	512
PLIOCLIP 60	0737 0021 004 ***	0737 0022 099 ***	0737 0024 ***	0737 0023 004 ***	3,6 - 6	2,5 - 6	224	512

code colours

010	006	007	005	004	003	002	008	013	001
black	brown	red	orange	yellow	green	blue	violet	grey	white

code markers


A 0737 **** 004 A	N 0737 **** 004 N	+ 0737 **** 004 +	0 0737 **** 099 0	0737 **** 010
B 0737 **** 004 B	O 0737 **** 004 O	- 0737 **** 004 -	1 0737 **** 099 1	0737 **** 006
C 0737 **** 004 C	P 0737 **** 004 P	/ 0737 **** 004 /	2 0737 **** 099 2	0737 **** 007
D 0737 **** 004 D	Q 0737 **** 004 Q	~ 0737 **** 004 ALT	3 0737 **** 099 3	0737 **** 005
E 0737 **** 004 E	R 0737 **** 004 R	⊥ 0737 **** 004 TER	4 0737 **** 099 4	0737 **** 004
F 0737 **** 004 F	S 0737 **** 004 S	. 0737 **** 004 .	5 0737 **** 099 5	0737 **** 003
G 0737 **** 004 G	T 0737 **** 004 T		6 0737 **** 099 6	0737 **** 002
H 0737 **** 004 H	U 0737 **** 004 U		7 0737 **** 099 7	0737 **** 008
I 0737 **** 004 I	V 0737 **** 004 V		8 0737 **** 099 8	0737 **** 013
J 0737 **** 004 J	W 0737 **** 004 W		9 0737 **** 099 9	0737 **** 001
K 0737 **** 004 K	X 0737 **** 004 X			
L 0737 **** 004 L	Y 0737 **** 004 Y			
M 0737 **** 004 M	Z 0737 **** 004 Z			









B9



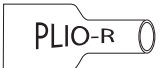
Markers



Rubber markers



Pages	B9/1		B9/2	
	HELAVIA® LASER	HELAVIA-TWIN	SILAVIA LASER	SILAVIA-TWIN
Profiles				
Material	polychloroprene rubber		silicone rubber	
Temperatures of use	-30 to +90°C		-80 to +200°C	
Specification			halogene free	
For cables Ø	1,25 to 28 mm		1,3 to 25 mm	
Standard colours*	white - blue - green - yellow - brown - red - grey	yellow	white - blue - green - yellow - brown - red - grey	yellow
Printing	alpha-numeric symbol / logo		alpha-numeric symbol / logo	
Quantity of sides	1 or 2 sides		1 or 2 sides	
Quantity of lines	1 or several lines		1 or several lines	
Printing direction	axial or longitudinal		axial or longitudinal	

Pages	B9/3	B9/4	
	PLIO®	PLIOFINE B-EX	PLIO-R
Profiles			
Material	PVC	cross linked polyolefine	PVC
Temperatures of use	-20 to +90°C	-55 to +135°C	-20 to +90°C
Specification		halogene free**	
For cables Ø	1 to 20 mm	0,6 to 25,4 mm	2 to 11 mm
Standard colours*	white, blue, yellow, red	white, blue, green yellow, red	white, blue, green yellow, orange, red, brown, violet, black, grey
Printing	alpha-numeric symbol / logo	alpha-numeric symbol / logo	alpha-numeric symbol / logo
Quantity of sides	1 or 2 sides	1 side	1 side
Quantity of lines	1 or several lines	1 or several lines	1 or several lines
Printing direction	axial or longitudinal	axial or longitudinal	axial or longitudinal


* Other colours upon request.

** Traces of halogene.

HELAVIA® LASER

Material: polychoprene rubber
Operating temperatures: -30 to +90°C
Shore hardness A: 40 ± 5
Ultimate elongation: > 600 %
Dielectric strength: > 13 kV / mm
Resistance to ozone: good
Flame resistance: V0 UL94

Applications: HELAVIA® LASER marker sleeves allow aesthetic and space-saving identification thanks to their thin wall which makes them integral with the cable. LASER engraved, they guarantee high quality, indelible and tamper-proof marking, resistant to abrasion, harsh environments and weather conditions.



• **Standard colour:**




• **Types of marker sleeves**

type	for cables Ø (mm)	int. Ø mm	wall mm
A0	1,25 - 2	1,25	0,5
A1	1,75 - 3,5	1,75	0,5
A1bis	2,4 - 4,5	2,4	0,6
A2	3 - 6	3	0,6
A3	5 - 9	5	0,7
A4	7,5 - 12	7,5	0,8
A5	10 - 15	10	0,9
A8	12 - 20	12	1,2
A9	14 - 23	14	1,3
A10	17 - 28	17	1,3



• **Length of the marker sleeves** (other lengths on request)




• **LASER engraving**

- Type of engraving: alphanumeric or graphic
- Number of line(s): 1 or 2 sides, 1 or several lines
- Printing direction: radial or longitudinal

Art. no.: **0333 0000 000**

You can download the SES-LASER software for easy production of marker files for laser engraving from our website at the following address: www.ses-sterling.com, **Products, Software and Supports.**

 D1/1



D1/1-02



HELAVIA-TWIN

Material:	polychoprene rubber
Operating temperatures:	-30 to +90°C
Shore hardness A:	40 ± 5
Ultimate elongation:	> 600 %
Dielectric strength:	> 13 kV / mm
Resistance to light and ozone:	good
Flame resistance:	V0 UL94

Applications: HELAVIA® marker sleeves allow aesthetic and space-saving identification thanks to their thin wall which makes them integral with the cable. They are coated with a protective varnish to ensure that the markings remain in place. The yellow colour is recommended: it is not very dirty and gives a good contrast.



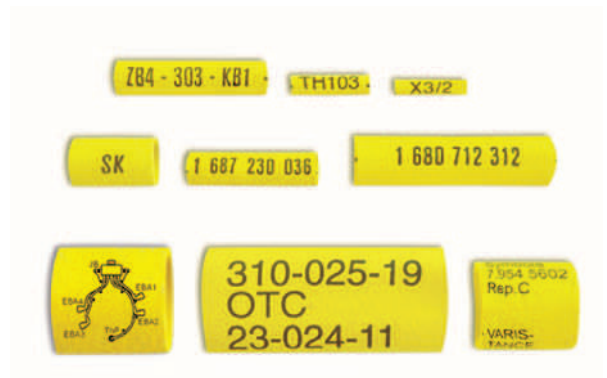
• Standard colour:

004

yellow (other colours on request)

• Types of marker sleeves

type	for cables Ø (mm)	int. Ø mm	wall mm
A0	1,25 - 2	1,25	0,5
A1	1,75 - 3,5	1,75	0,5
A1bis	2,4 - 4,5	2,4	0,6
A2	3 - 6	3	0,6
A3	5 - 9	5	0,7
A4	7,5 - 12	7,5	0,8
A5	10 - 15	10	0,9
A8	12 - 20	12	1,2
A9	14 - 23	14	1,3
A10	17 - 28	17	1,3



• Length of the marker sleeves (other lengths on request)



• Typographic printing

- Type of printing: alphanumeric or graphic
- Number of line(s): 1 or 2 sides, 1 or several lines
- Printing direction: radial or longitudinal

Art. no.: 0351 0000 000

Minimum available: 250 pieces per type and print



D1/1




D1/1-02



SILAVIA LASER

Material: silicone rubber
Operating temperatures: -80 to +200°C
Shore hardness A: 40 ± 5
Ultimate elongation: > 500 %
Dielectric strength: 18 kV / mm
Resistance to light: good
to ozone: very good
Specification: halogene free

Applications: in addition to its good elasticity, silicone rubber is characterised by its temperature resistance and excellent resistance to ozone for applications subject to high temperatures or outdoors.



• **Standard colours:**




• **Types of marker sleeves**

type	for cables Ø (mm)	int. Ø mm	wall mm
A0	1,3 - 1,8	1,25	0,5
A1	1,9 - 2,5	1,75	0,5
A1bis	2,5 - 3	2,4	0,6
A2	3 - 5	3	0,6
A3	5 - 7,5	5	0,7
A4	7,5 - 10	7,5	0,8
A5	10 - 13	10	1
A8	13 - 14	12	1,2
A9	15 - 19	14	1,3
A10	18 - 25	17	1,3



• **Length of the marker sleeves** (other lengths on request)



• **LASER engraving**

- Type of engraving: alphanumeric or graphic
- Number of line(s): 1 or 2 sides, 1 or several lines
- Printing direction: radial or longitudinal

Art. no.: **0335 0000 000**

You can download the SES-LASER software for easy production of marker files for laser engraving from our website at the following address: www.ses-sterling.com, **Products, Software and Supports.**

 **D1/1**



D1/1-02



SILAVIA-TWIN marker sleeves with special print and protective coating



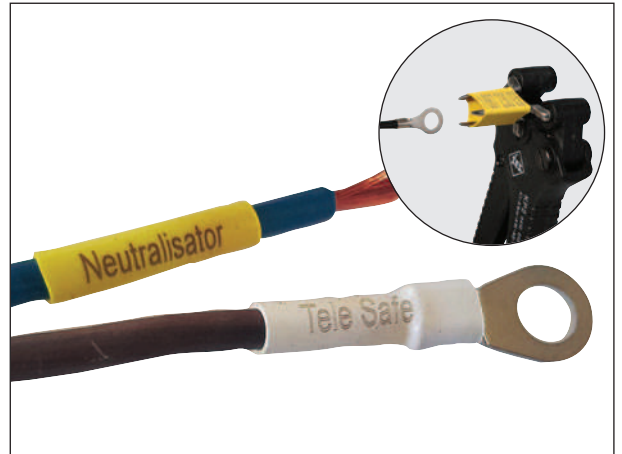
SILAVIA-TWIN



SILAVIA-TWIN

Material:	silicone rubber
Operating temperatures:	-80 to +200°C
Shore hardness A:	40 ± 5
Ultimate elongation:	> 500 %
Dielectric strength:	18 kV / mm
Resistance to light:	good
to ozone:	very good
Specification:	halogene free

Applications: SILAVIA-TWIN marker sleeves are characterised by their good elasticity, temperature resistance and excellent resistance to ozone. They are coated with a protective varnish to ensure that the markings remain in place.



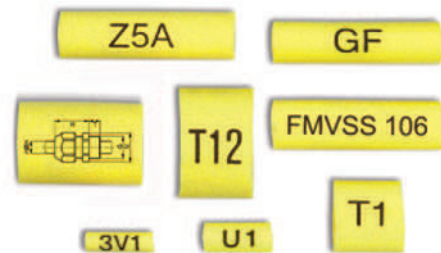
• Standard colour:

004

yellow (other colours on request)

• Types of marker sleeves

type	for cables Ø (mm)	int. Ø mm	wall mm
A0	1,3 - 1,8	1,25	0,5
A1	1,9 - 2,5	1,75	0,5
A1bis	2,5 - 3	2,4	0,6
A2	3 - 5	3	0,6
A3	5 - 7,5	5	0,7
A4	7,5 - 10	7,5	0,8
A5	10 - 13	10	1
A8	13 - 14	12	1,2
A9	15 - 19	14	1,3
A10	18 - 25	17	1,3



• Length of the marker sleeves (other lengths on request)



• Typographic printing

- Type of printing: alphanumeric or graphic
- Number of line(s): 1 or 2 sides, 1 or several lines
- Printing direction: radial or longitudinal

Art. no. : 0358 0000 000

Minimum available: 250 pieces per type and print

D1/1

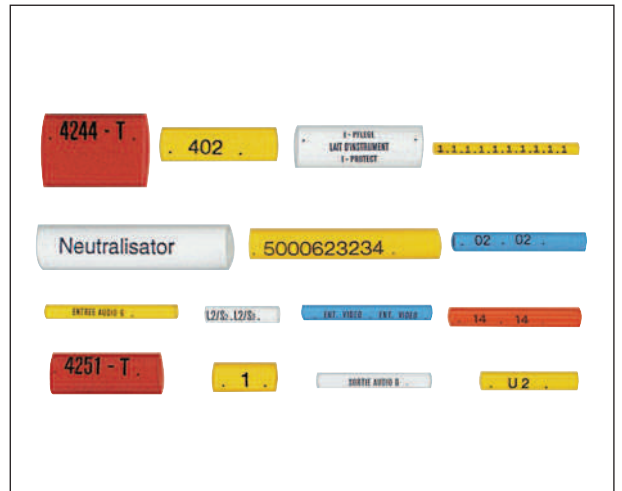


D1/1-02



PLIO®

Material: PVC
Standard colours: white (001) - blue (002)
 yellow (004) - red (007)
Temperatures of use: -20 to +90°C
Hardness Shore A : 90 ±5
Tensile strength at break: 20 N/mm²
Ultimate elongation: 300%
Dielectric strength: 20 kV/mm
Resistance to:
 light: good
 ozone: good
Minimum available: 250 pieces per type and print



Standard colours:




other colours upon request.

- They allow fast and aesthetic identification.
- Sleeves are applied by simply sliding on to the conductor and can be adhered to some insulations with PLIO-Colle if required.
- The printing process used ensures good marker resistance.
- PLIO® sleeves (family 0353) are printed upon request.
 Please consult our technical department and specify:
 - the size of the sleeve (internal Ø between 1 and 20 mm),
 - the length of the sleeve (maxi. 200 mm),
 - the printing (alpha-numeric or graphics),
 - the type of print (1 or 2 sides, 1 or several lines, radial or axial),
 - the colour.
- Article number: **0353 0000 000**

• PLIO-Colle special adhesive for PLIO® markers

To fix PLIO® markers on PVC insulated cables. PLIO glue contains flammable light solvents. Stored at temperatures below 25°C, it is inert. It dilutes with acetone. Caution: handle with gloves in a well-ventilated room and away from any flame or incandescent products.

type	article number	 pce	
PLIO-Colle	0704 0001 000	1	can of 0,25 l with an application brush



Heat shrinkable markers special print

Technical properties: see pages A4



PLIOFINE B-EX
PLIO-R



PLIOFINE B-EX / PLIO-R

Shrink ratio 2/1 or 3/1

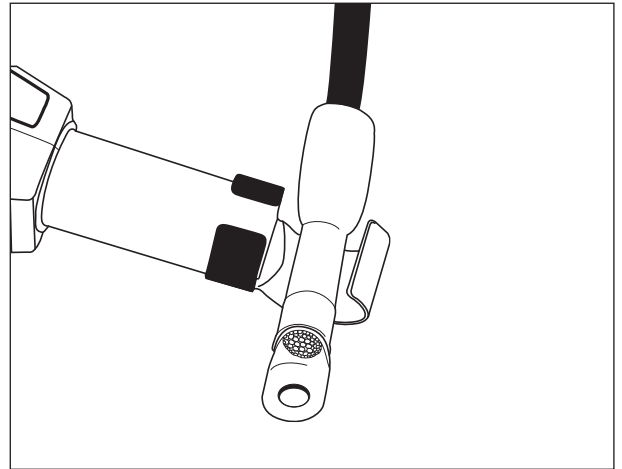
Material: cross linked Polyolefine or PVC
Printable sleeving:
 Ø 1,6 to 32 mm before shrinking for cut sleeves
 Ø 3,2 to 12,7 mm before shrinking for pre-cut sleeves

Print: in 1 or several lines

Minimum: 100 identical sleeves

Print of non standard signs, logos and other graphics: extra charge depending on price list (0357 0904 000).

Put into action according to the price list (0357 9999 000)



Standard colours PLIOFINE B-EX:

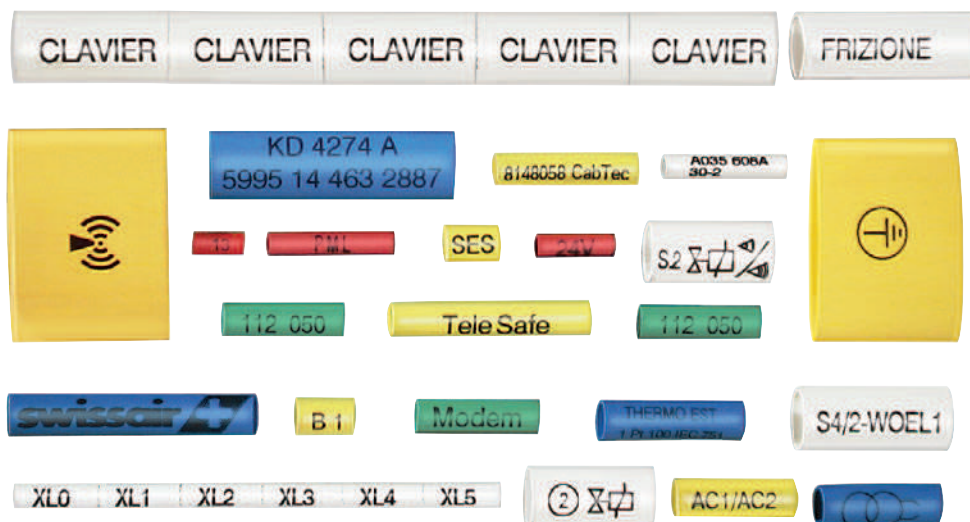


Standard colours PLIO-R:



Characteristics





- Printed markers are manufactured of PLIOFINE B-EX and PLIO-R heat shrinkable sleeving and allow an aesthetic print.
They are applied by simply sliding on to the conductor before shrinking.
- They are hot printed, radial or axial markings, in one or several lines, with letters, figures or graphics. Standard marker length range from 10 to 100 mm, cut or pre-cut.
- All markings over 100 sleeves per size, length, colour and print are possible.
- When no dimension is stated, the print height will be defined by our technical department.
- Article number: 0357 0000 000





B10

Various markers





Pages	B10/1	B10/2
Identification	Rigid insulating and identification markers	Printed boots for standard crimp terminals
Materials	polystyrene choc	flexible PVC
Temperatures of use	-30 to +70°C	-25 to +75°C
Specification	halogene free	-
For cables	2,5 to 16 mm ²	Ø 2,8 to 5 mm
Standard colours	white - blue - green - yellow red - black - grey - lilac	white - blue - green - yellow orange - brown - red - violet black - transparent - grey

Rigid insulating and identification markers

Cylindrical ER and square EC - unprinted




SES®



ER - EC

Material: high impact polystyrene
Operating temperatures: -30 to +70°C
Elongation at break: 45 %
Tensile strength at break: 30 MPa

Application:
 ER and EC markers allow insulation, wire end terminations and wire marking.



Example for order:

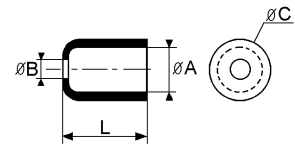
code group	detail article	code colour
0126	xxxxxx	xxxx

Standard colours:

001	002	003	004	007	010	013	017
white	blue	green	yellow	red	black	grey	lilac


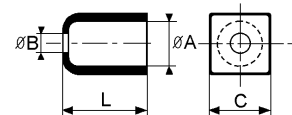
• Cylindrical unprinted ER markers

type	article number	for wire mm ²	dimensions (mm)			L	pcs
			Ø A	Ø B	Ø C		
ER - 38	0126 0001 ***	2,5	3,8	2,2	5,3	10	500
ER - 45	0126 0002 ***	4	4,5	2,7	6	10	500
ER - 48	0126 0003 ***	2,5	4,8	2,2	6,3	10	500
ER - 50	0126 0004 ***	4	5	2,7	6,5	10	500
ER - 51	0126 0005 ***	6	5,1	3,3	6,6	10	500
ER - 60	0126 0006 ***	6	6	3,3	7,5	12	500
ER - 65	0126 0007 ***	10	6,5	4	8	12	500
ER - 80	0126 0008 ***	16	8	5	10	12	500
ER - 95	0126 0009 ***	16	9,5	6	12	14	500



• Square unprinted EC markers

type	article number	for wire mm ²	dimensions (mm)			L	pcs
			Ø A	Ø B	Ø C		
EC - 42	0126 0021 ***	2,5	4,2	2,2	6	12	500
EC - 52	0126 0022 ***	4	5,1	2,7	7	12	500
EC - 61	0126 0023 ***	6	6	3,3	8	12	500



Rigid insulating and identification markers

Cylindrical ER and square EC - printed



SES®



ER - EC

Material: high impact polystyrene
Operating temperatures: -30 to +70°C
Elongation at break: 45 %
Tensile strength at break: 30 MPa

Application:
 ER and EC markers allow insulation, wire end terminations and wire marking.
 Print upon request: alphanumeric characters, symbols (please contact us).



Example for order:

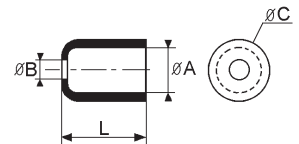
code group	detail article	code colour
0356	xxxxxx	xxxx

Standard colours:

001	002	003	004	007	010	013	017
white	blue	green	yellow	red	black	grey	lilac

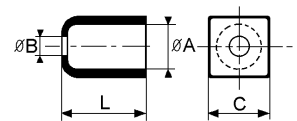
• Cylindrical unprinted ER markers

type	article number		for wire mm ²	dimensions (mm)				L	pcs
	print 1 side	print 2 sides		Ø A	Ø B	Ø C			
ER - 38 imp	0356 0011 ***	0356 0031 ***	2,5	3,8	2,2	5,3	10	250	
ER - 45 imp	0356 0012 ***	0356 0032 ***	4	4,5	2,7	6	10	250	
ER - 48 imp	0356 0013 ***	0356 0033 ***	2,5	4,8	2,2	6,3	10	250	
ER - 50 imp	0356 0014 ***	0356 0034 ***	4	5	2,7	6,5	10	250	
ER - 51 imp	0356 0015 ***	0356 0035 ***	6	5,1	3,3	6,6	10	250	
ER - 60 imp	0356 0016 ***	0356 0036 ***	6	6	3,3	7,5	12	250	
ER - 65 imp	0356 0017 ***	0356 0037 ***	10	6,5	4	8	12	250	
ER - 80 imp	0356 0018 ***	0356 0038 ***	16	8	5	10	12	250	
ER - 95 imp	0356 0019 ***	0356 0039 ***	16	9,5	6	12	14	250	



• Square EC markers printed

type	article number		for wire mm ²	dimensions (mm)				L	pcs
	print 1 side	print 2 sides		Ø A	Ø B	C			
EC - 42 imp	0356 0054 ***	0356 0051 ***	2,5	4,2	2,2	6	12	250	
EC - 52 imp	0356 0055 ***	0356 0052 ***	4	5,1	2,7	7	12	250	
EC - 61 imp	0356 0056 ***	0356 0053 ***	6	6	3,3	8	12	250	



Printed boots for standard crimp terminals hot foil printed



SES®




Printed boots

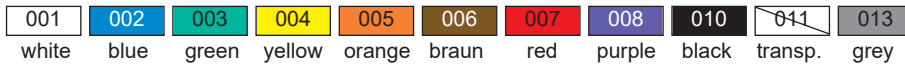
Material: PVC
Operating temperatures: -25 to +75°C
Hardness Shore A: 70 ±5
Ultimate elongation: 350%
Dielectric strength: >20 kV/mm
Flame resistance: HB UL94

Application: for the insulation and the marking of crimp terminals.

Minimum quantity: printing on 1 side upon request: alphanumeric characters, symbols, other qualities (PE or PA). Please contact us.



Standard colours:



Example for order:

code group	detail article	code colour
03540	xxxx	xxxx

type	artide number	for crimps	cable ø mm	boot length mm	pcs
• Boots for female crimp terminal					
B - 3 PVC-IM	0354 0016 ***	2,8	2,8	5,5	250
B - 4 PVC-IM	0354 0047 ***	4,8	3,2	7	250
B - 5 PVC-IM	0354 0013 ***	5 AMP®	4,5	8	250
B - 6 PVC-IM	0354 0011 ***	6,3	3,6	8	250
BE - 6 PVC-IM	0354 0015 ***	6,3 flagged	3,6	13,7	250
• Boots for male crimp terminal					
BW - 6 PVC-IM	0354 0012 ***	6,3	3,6	5,5	250
BF - 6 PVC-IM	0354 0048 ***	6,3	3,6	11	250



A22/30 Technical drawings



D6/3-02





B11


Printed carriers with
indelible marking



Carriers LASER or embossed



For the identification of cables in applications where unalterable marking is required these methods ensure a laser marking quality, indelible and tamper-proof, resistant to abrasion, harsh environments and weather.

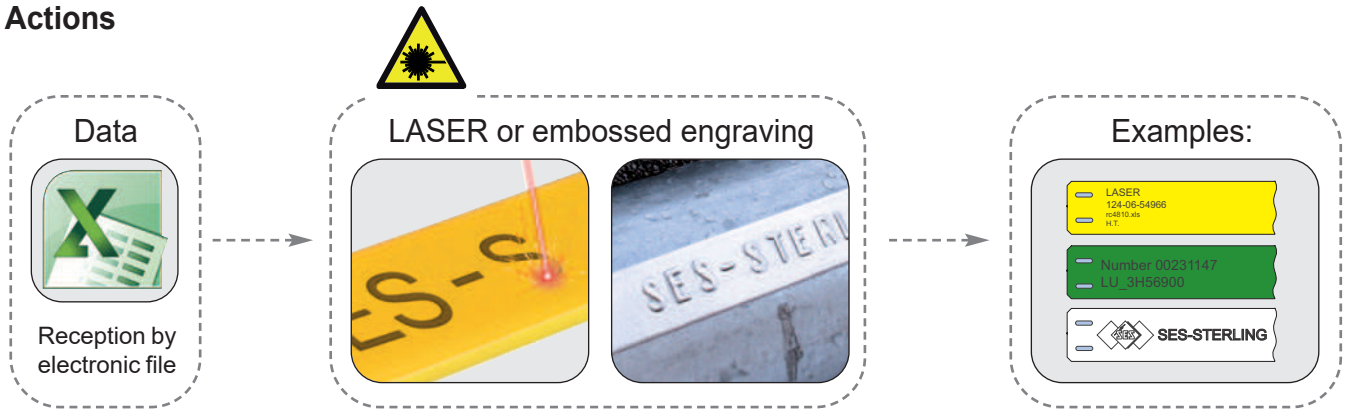
page	type	material	operating temperatures	dimensions	colours	marking		
LASER-engraved or embossed, tamper-proof carriers								
B11/1	Carriers PLIO®	PVC	-20 to +90°C	max. length: 200 mm width: 12 or 25 mm	multiple colours available	LASER engraved		
		 PP						
	Carriers PLIO® fibre optic cable	flexible PVC	-20 to +90°C	84 x 12 mm	green	LASER engraved		
B11/2	Strips INOX	 stainless steel 316	-80 to +500°C	length: 46, 58, 82, 106 and 176 mm height: 10 or 14 mm	-	LASER engraved		
				Length of strip according to text. Height: 10 mm for 1 line 14 mm for 2 lines.	-	embossed		
Write-on plates CH... LASER engraved								
B11/3	Write-on plates CH-M	 PE	-50 to +85°C	73,5 x 50,5 mm	white (PP) - blue - green - yellow - orange - red - purple - grey	LASER engraved		
					black	LASER engraved white		
	Write-on plates CH...	 PE	PA 6	-20 to +85°C	different models	white	LASER engraved	
			PE	-50 to +85°C	different models	black	LASER engraved	
Bi-layer engraved plates - LASER								
B11/4	Bilayer plates PBC-LASER	 acrylic	-40 to +80°C	forms on request	blanc - bleu vert - jaune orange - rouge - noir - bleu clair - vert clair Coloris métal brossé : inox - cuivre - or	engraved and cut with LASER		

PLIO CARRIERS

laser or embossed marking



• Actions



• Carriers: material and widths



PVC
width 12 mm



PVC
width 25 mm



PP-HF
width 12 mm



PP-HF
width 25 mm

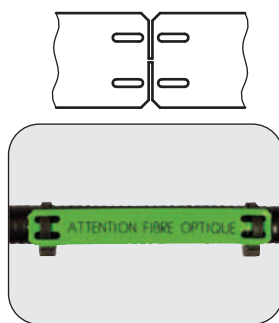


INOX (Stainless Steel)
several widths

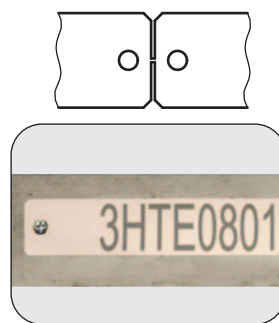
• Examples of punching




Fixation by double-sided
adhesive tape



Fixation by SES-QUICK
cable ties




Fixation by
screws or rivets



Fixation by
INOX-BALL-QUICK
cable ties

• Packing



caterpillar
pre-cut
for carriers PVC and PP



pasted on
cardboard



bulk



C12/1-01 - Max. width of the cable ties: 7,6 mm.



PLIO® printed carriers LASER



PLIO® carriers

Material:	PP flame resistant	PVC flame resistant
Operating temperatures:	-20 to +90°C	-20 to +90°C
Flame resistance:	V0 UL94	V0 UL94
Specifications :	halogen free (HF)	-

Applications: our carriers are designed to respond to the need for speed of application, retro-marking, larger diameter cables and other applications.
Laser engraving guarantees a high-quality marking that is resistant to abrasion and environmental influences.



• Types of carriers

type	article number	material	width mm
Carrier LASER PP 12 HF	0380 0070 000	PP	12
Carrier LASER PP 25 HF	0380 0080 000	PP	25
Carrier LASER PVC 12	0380 0001 000	PVC	12
Carrier LASER PVC 25	0380 0050 000	PVC	25

Length of the carrier: 200 mm maxi.



Print area: 140 mm max.

• Standard colours

Other colours upon request.

LASER carriers PP 12 HF

white (001)	yellow (004)	black (010)
blue (002)	red (007)	
green (003)	orange (005)	green (003) orange (005)

LASER carrier PP 25 HF

white (001)
yellow (004)



LASER carriers PVC 12

white (001)	white (001) green (003)	red (007) brown (006)
blue (002)	white (001) yellow (004)	red (007) green (003)
green (003)	white (001) orange (005)	red (007) orange (005)
yellow (004)	blue (002) brown (006)	red (007) yellow (004)
orange (005)	blue (002) red (007)	grey (013) green (003)
brown (006)	blue (002) grey (013)	grey (013) red (007)
red (007)	green (003) yellow (004)	green (003) orange (005)
black (010)	brown (006) grey (013)	white (001) red (007)
grey (013)	yellow (004) orange (005)	
pink (015)	pink (015) black (010)	
lilac (017)	pink (015) green (003)	

LASER carriers PVC 25

white (001)
blue (002)
green (003)
yellow (004)
orange (005)
brown (006)
red (007)
black (010)
grey (013)
red (007) orange (005)
green (003) yellow (004)

• Punching

Other punching upon request.



• Packaging: caterpillar, on adhesive cardboard or loose.

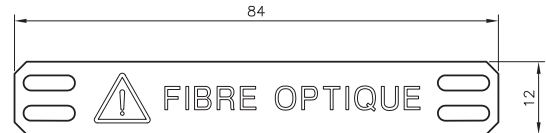

C12/1-01 - Max. width of the cable ties: 7,6 mm.






PLIO® carriers

Material: flexible PVC (quality 9920)
Operating temperatures: -20 to +90°C
Flame resistance: V0 UL94



type	article number	 pce
Carriers FO-FRA	0380 0036 003	25
Carriers FO-DEU	0380 0037 003	25
Carriers FO-ENG	0380 0038 003	25



C12/1-01 - Max. width of the cable ties: 7,6 mm.



Strips INOX laser engraved

Personalised identification


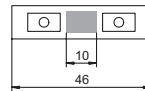


INOX laser

- Material:** stainless steel 316
- Operating temperatures:** -80 to +500°C
- Specifications:** good resistance to acids and chemicals, not flammable, excellent resistance to aging, unchanging
- Application:** for identifying cables and tubes in extreme conditions, use in harsh environments, corrosive atmospheres or high level of fire resistance.
- Engraving from computer files.
 - Engraved identification, indelible, proof and permanent.



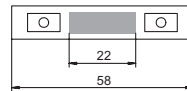


- **Characteristic:**
 - Alphanumeric legends, logos and drawing.
 - Lengths of the strips: 46, 58, 82, 106 and 176 mm.
 - Height of the strip: 10 mm, 14 mm.
 - Quantity of legends: depending on the size of characters.




Type of strips

type	article number
INOX LASER	0380 0225 000



- **Fixing system :** with our cable ties INOX-BALL-QUICK width 7,9 mm.

- **Packaging:**
 - on metallic cable ties
 - on adhesive sheet



Other requests, please consult us.

* recommended in the food industry.



C13/30-01



C13/30-03



B11/2-02

Strips INOX embossed

Personalised identification in relief



INOX embossed

- Material:** stainless steel 316
- Operating temperatures:** -80 to +500°C
- Specifications:** good resistance to acids and chemicals, not flammable, excellent resistance to aging, unchanging
- Application:** for identifying cables and tubes in extreme conditions, use in harsh environments, corrosive atmospheres or high level of fire resistance.
- Embossing from computer files.
 - Identification in relief indelible, proof and permanent.



- **Characteristic:**
 - Alphanumeric legends and symbols.
 - Lengths of the strips according to the text.
 - Height of the strip:
 - 10 mm for 1 line.
 - 14 mm for 2 lines.
 - Quantity of legends: from 1 to 25 legends (+ upon request) on 1 or 2 lines.
 - Size of the legends: 4,2 mm.

• Type of strips

type	article number	quantity of lines	quantity legends/line
1L 1-15CAR	0380 0825 000	1	1...15
1L 16-25CAR	0380 0826 000	1	16...25
2L 1-15CAR	0380 0827 000	2	1...15
2L 16-25CAR	0380 0828 000	2	16...25

- **Fixing system :**
with our cable ties INOX-BALL-QUICK width 7,9 mm.



flat



elevated*

- **Packaging:**
 - on metallic cable ties
 - on adhesive sheet

Other requests, please consult us.

* recommended in the food industry.



C13/30-01



C13/30-03



B11/2-01



CH-M LASER

Material: PE
Operating temperatures: -50 to +85°C
UV resistance: excellent
Resistance to bad weather and chemical agents : good to excellent
Specification: halogen-free
Application: for the location of cables, conduits and poles, both outdoors and underground, particularly in the field of telecommunications.
 The CH-M write on plates can be fastened with cable ties or screws.
 The LASER engraving guarantees high-quality marking that is resistant to abrasion and environmental influences.



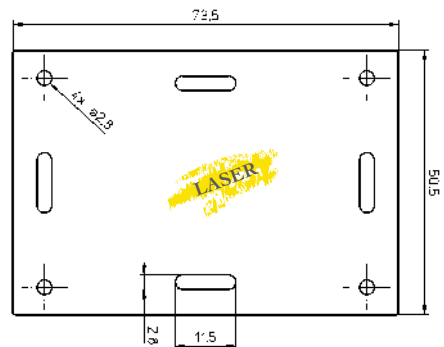
• Write on plates CH-M LASER engraved

Standard colours:



type	art. no.	pcs
CH-M LASER	0380 0220 000	100

* Colour white in PP.



• Write on plates CH-M LASER engraved white

Only available in black with a white engraving guaranteeing a very sharp and high-contrast LASER rendering.

Standard colour:



type	art. no.	pcs
CH-M LASER white	0380 0221 000	100



 C12/1-01



Write-on plates for SES-QUICK cable ties




SES-QUICK



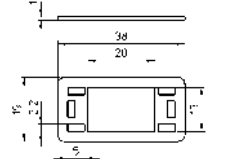
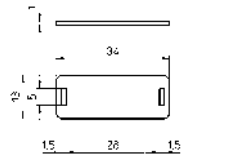
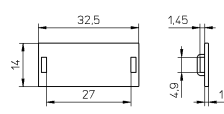
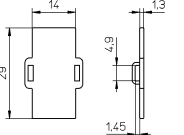
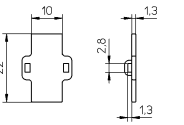
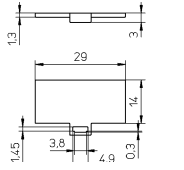
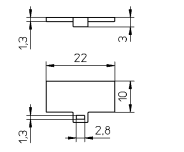
CH-...

Material:	PA 6	PE
Colour:	white	black
Operating temperatures:	-20 to +85°C	-50 to +85°C
Flame resistance:	V2 UL94	-

Application: for the identification of cables, conduits and posts.
Marking with a nylon tip pen or self-adhesive labels. LASER printing on request.




type	code article	dimensions mm	width cable ties (mm)	pcs
CH-AQ 22x10 PA WH	0140 0101 001	22 x 10	< 2,6	100
CH-AQ 22x10 PE BK	0140 0111 010			
CH-AQ 29x14 PA WH	0140 0102 001	29 x 14	< 4,6	100
CH-AR 22x10 PA WH	0140 0103 001			
CH-AT 29x14 PA WH	0140 0104 001	29 x 14	< 4,6	100
CH-AT 29x14 PE BK	0140 0114 010			
CH-AL 32x14 PA WH	0140 0105 001	32,5 x 14	< 4,6	100
CH-AL 32x14 PE BK	0140 0115 010			
CH-Z PA WH	0140 0021 001	34 x 13	< 4,6	100
CH-Z PE BK	0140 0041 010			
CH-P PA WH	0140 0020 001	38 x 19	< 4,6	100
CH-P PE BK	0140 0040 010			



B12/5-02



B2/7-02



LASER printing
on request



C12/1-01



Bilayer plates engraved and cut with LASER



PBC-LASER



PBC-LASER

Material: acrylic
Thickness: 1.6 mm (other thicknesses on request)
Operating temperatures: -40 to 80 °C
UV resistance: excellent
Specification: halogen-free

Application: customised marking for all types of applications. All shapes are possible as well as all types of content (letters, numbers, images, codes, etc.). The two-layer composition of the plates provides an impeccable contrast for indelible marking, both indoors and outdoors. Suitable for public lighting, telecommunications, signage, railways etc.



Standard colour:

001	002	003	004	005	007	010	020	022
PBC	PBC	PBC	PBC	PBC	PBC	PBC	PBC	PBC
white	blue	green	yellow	orange	red	black	light blue	light green

Brushed metal colour::

IN	CU	OR
PBC	PBC	PBC
stainless steel	copper	gold

Other colours on request

article number

type	without adhesive	with adhesive
PBC-Laser 16	0380 0100 xxx	0380 0110 xxx

Example for order

code group	detail article	code colour
03800	XXXXXX	XXXXXX


• **Data:** letters, numbers, images, drawings, QR-Code, barcode. Possibility of incrementing series.

ABCdef

123456

.ai, .dxf, .dwg,
 bmp, .jpg, .png,
 .eps, . pdf, .tif, ...


• **Form on request**



• **Fixing on demand** for fixing the plates with adhesive, cable ties, PLIO® strapping, rivets or screws.






• **Packaging:** in pre-cut sheets or in bulk. The sheets can be packaged in an order defined by the customer.





B12

Label holders





• **Product information:**

page	B12/1						B12/4				
type	PT EF	PT EG	LFL 2H	LFL	LF	PLIO CLICK	FB 109 FB 110 FB 112 FB 120	FB 109 ET FB 110 ET FB 112 ET	FB 201 FB 211	FB 201 ET FB 211 ET	
colours	-	-	white yellow	white yellow	white yellow	yellow	-	white yellow	-	white yellow	

page	B12/5	B12/6	B12/9	B12/10	B12/11
type	SES-QUICK	PLIO-15 PLIO-30	PLIOMARK MAXI	PLIOMARK MINOX	MINOX PLUS
colours	white - black - green - red - blue - orange - yellow - purple - grey	white	yellow	steel	steel



Band PT E

Material: EVA
Colour: transparent
Operating temperatures: -20 to +65°C

Applications: punched transparent support band for large cables and pipes. The band punching can be held with our SES-QUICK cable ties width 2,6 mm.

The M1P-BAND10 band, printable with our PLIOSCRIB M1-PRO printer, the labels LFL 9,5, printable with a laser-printer, as well as the PLIOMARK MINI labels (only PT EF band) can be used with PT band for a clean and sustainable identifying.




• Transparent text holders


type	article number	length mm	pcs
PT E 10 - 285	0738 0131 011	285	10
PT E 10 - 1000	0738 0134 011	1000	10

• Band PT EF - Punching at the ends

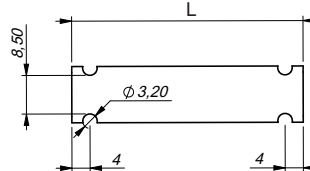

type	article number	L mm	useful length mm	pcs
PT EF 9,5 - 31	0738 0136 011	31	20	50
PT EF 9,5 - 41	0738 0137 011	41	30	50
PT EF 9,5 - 51	0738 0138 011	51	40	50
PT EF 9,5 - 61	0738 0139 011	61	50	50
PT EF 9,5 - 71	0738 0140 011	71	60	50



PT EF 9,5-31



PT EF 9,5-71



Available in special length. Consult us.

• Band PT EG - Punching centered

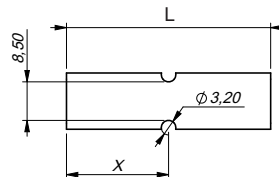
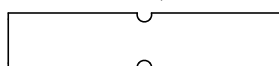
type	article number	L mm	X mm	pcs
PT EG 9,5-17,5	0738 0144 011	17,5	9	50
PT EG 9,5-28	0738 0145 011	28	14,25	50
PT EG 9,5-35	0738 0146 011	35	17,75	50
PT EG 9,5-45	0738 0147 011	45	22,75	50
PE EG 9,5-60	0738 0148 011	60	30,25	50



PT EG 9,5-17,5



PT EG 9,5-60



Available in special length. Consult us.



C12/1-01

B12/1-02

B13/21-01

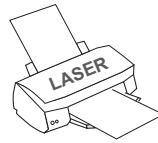


Support band and identification labels LASER printable



Labels LFL

Material: PET
Temperatures of use: -40 to +125°C
Label thickness: 0,195 mm
Standard colours: white - yellow



Applications:

- printable on a LASER printer,
- double sided printing: 1 side colour white and 1 side colour yellow.



You can download the printing software PLIOMARK-PRINT for these labels on our web site: www.ses-sterling.com, choose **Products**, then **Software and Media**.

Free version for printing text only or full version (30-day trial) for printing text, image, logo, barcode and QR-code (full licence: item code 0317 0003 000).

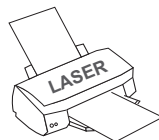
type	article number	printing surface mm	no. of carriers per sheet	sheets
LFL 9,5-17,5	0738 0420 000	9,5 x 17,5	319	10
LFL 9,5-28	0738 0421 000	9,5 x 28	203	10
LFL 9,5-35	0738 0422 000	9,5 x 35	145	10
LFL 9,5-196	0738 0423 000	9,5 x 196	29	10
LFL 19-50	0738 0424 000	19 x 50	56	10
LFL 19-100	0738 0425 000	19 x 100	28	10

Use with our label holder or our support bands:
 PT EF and PT EG FB
 B12/1-0 B12/4-01




Carriers LFL 2H

Material: PET
Temperature range: -40 to +125°C
Label thickness: 0,195 mm
Standard colours: white - yellow



Applications:

- printable on a LASER printer,
- double sided printing: 1 side colour white and 1 side colour yellow.



type	article number	printing surface mm	no. of carriers per sheet	sheets
LFL 2H 9,9-26	0738 0400 000	9,9 x 26	42	10
LFL 2H 9,9-66	0738 0401 000	9,9 x 66	56	10

C12/1-01 - Max. width of the cable ties: 4,8 mm.



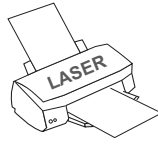
Printable carriers labels

LASER printable




Label LF





Material: PET
Temperature range: -40 to +125°C
Label thickness: 0,195 mm
Standard colours: white - yellow



Applications:
 - printable on a LASER printer.
 - the model LF3D is printable on both sides: 1 side white and 1 side yellow.



type	article number		printing surface mm	for cable section mm ²	no. of carriers per sheet	sheets
	white	yellow				
LF0	0738 0028 001	0738 0028 004	5,2 x 13	0,25 - 0,75	60	10
LF1	0738 0030 001	0738 0030 004	5,2 x 11	0,75 - 1,5	60	10
LF1L	0738 0031 001	0738 0031 004	5,2 x 22	0,75 - 1,5	30	10
LF1B	0738 0032 001	0738 0032 004	5,7 x 11	1,5 - 2,5	60	10
LF1BL	0738 0033 001	0738 0033 004	5,7 x 22	1,5 - 2,5	30	10
LF2	0738 0034 001	0738 0034 004	7 x 11	2,5 - 6	60	10
LF3	0738 0035 001	0738 0035 004	11 x 17	6 - 16	20	10
LF3D	0738 0036 000		11 x 64	6 - 16	32	10



You can download the printing software PLIOMARK-PRINT for these labels on our web site: www.ses-sterling.com, choose **Products**, then **Software and Media**.

Free version for printing text only or full version (30-day trial) for printing text, image, logo, barcode and QR-code (full licence: item code 0317 0003 000).

Label holder PLIO CLICK and LASER printable labels



Label holder PLIO CLICK

Material: EVA
Colour: white, blue, green, yellow, red, black
Operating temperatures: -20 to 65°C
Specifications: halogen free

Applications: The PLIO CLICK label holder can be closed without tools by simply pressing your thumb. An audible 'click' confirms that it is locked securely. It opens and closes without losing its characteristics: reusable, repositionable, label change, etc...

It is designed for the identification of cables in the telecommunications and IT fields, and for identifying CAT 6 and CAT 7 ethernet cables. It is the ideal accessory for temporary or permanent cable identification with the possibility of categorising the cables thanks to the different colours offered.



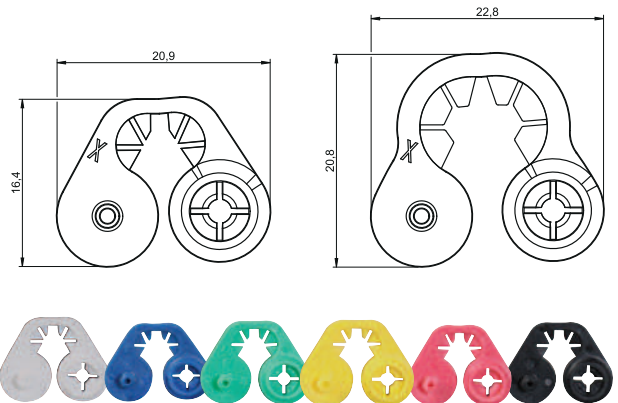
Example for order:

code group	detail article	code colour
0738	050x	x x x

Standard colours:

001	002	003	004	007	010
white	blue	green	yellow	red	black

type	for cable-Ø (mm)	article number	pcs
PLIO CLICK	2 - 4	0738 0500 ***	100
PLIO CLICK GT	4 - 6,6	0738 0501 ***	100



Label PLIO CLICK

Material: PET
Standard colours: white - yellow
Operating temperatures: -40 to +125°C
Label thickness: 0,195 mm
Specifications: halogen free
Applications: The labels are recommended for use with our PLIO CLICK label holders.
 - can be printed on a LASER printer or marked with a pen.
 - printable on both sides: 1 side in white and 1 side in yellow.



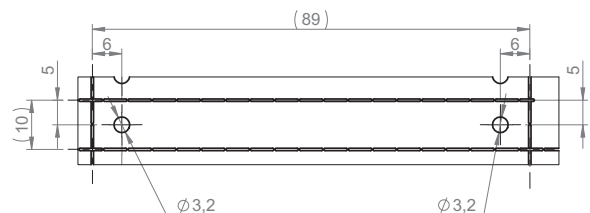

type	article number	printing surface mm	quantity of labels per sheet A4	sheet
Label for PLIO CLICK	0738 0040 000	8 x 70	56	10

You can download the printing software PLIOMARK-PRINT for these labels on our web site:

www.ses-sterling.com, choose **Products**, then **Software and Media**.

Free version for printing text only or full version (30-day trial) for printing text, image, logo, barcode and QR-code (full licence: item code 0317 0003 000).

* Use the template LFL 2H 9.9/66 to print the PLIO CLICK labels.



B12/5-02 - QUICK-MARKERS



FB label holder with strapping and label sheet for pipes and cables



SES®




FB 109 / FB 110 / FB 112 / FB 120

Material: support: white high impact polystyrene
 cover: transparent polystyrene
 labels: white cardboard (supplied)
 perforated strapping: transparent flexible PVC

Operating temperatures: -20 to +60°C


Application: marking of pipes and cables (Ø minimum 8 mm).

(supplied with transparent perforated strapping).



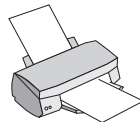
type	article number	ext. dimensions of the label holder (mm) L x H x thickness	dimensions of the label (mm)	label holders + strapping
Complete box (label holders + strapping)				
FB 109	0102 0003 000	39 x 11 x 5	36 x 9	60 + 5 m strapping
FB 110	0102 0001 000	52 x 12 x 5	49 x 10	55 + 5 m strapping
FB 112	0102 0002 000	52 x 18 x 5	49 x 16	50 + 5 m strapping

Transparent perforated strapping			
FB 120	0814 0001 011	width: 10 mm	2 x 50 m



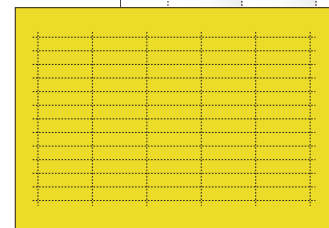

FB 109 ET / FB 110 ET / FB 112 ET

Material: cardboard
Colours: white - yellow
Thickness: 0,2 mm
Weight: 180 g/m²



Applications: the labels can be used in our FB-label holders after having been printed on a Laser or inkjet printer.

type	article number		dimensions of the label mm	size of the sheet	quantity of labels / sheet	sheets
	white 001	yellow 004				
FB 109 ET	0102 0013 001	0102 0013 004	36 x 9	A5	60	10
FB 110 ET	0102 0011 001	0102 0011 004	49 x 10	A4	78	10
FB 112 ET	0102 0012 001	0102 0012 004	49 x 16	A4	48	10



You can download the document template for these labels on our web site: www.ses-sterling.com, choose **Products**, then **Software and Media**.

- ➔ Various products can be used in these label holders:
- cardboard Labels for manual inscription;
 - precuted sheets of labels for laser or inkjet printer;
 - on the LETATWIN printable labels in polyester.

B13/20-01



FB label holder and label sheet for pipes and cables



SES-FB



FB 201 / FB 211

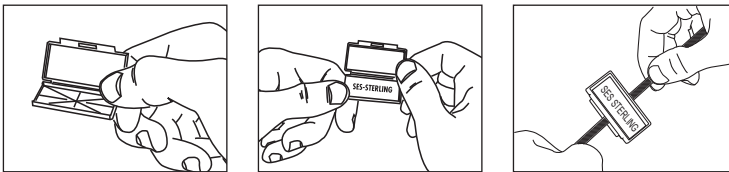
Material: support: transparent polypropylene
labels: white cardboard (supplied)

Operating temperatures: -20 to +60°C

Application: marking of pipes and cables.
The label holders are fixed with cable ties width 4,8 mm (see page C12/1-01).
The installation of the cable ties prevents the opening of the label holders.

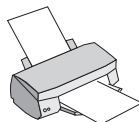


type	article number	ext. dimensions of the label holder (mm)		dimensions of the label (mm)	sheets
		L x H x thickness			
FB 201	0102 0004 000	34 x 11 x 4		30 x 6	100
FB 211	0102 0005 000	44 x 21 x 4		40 x 16,5	50




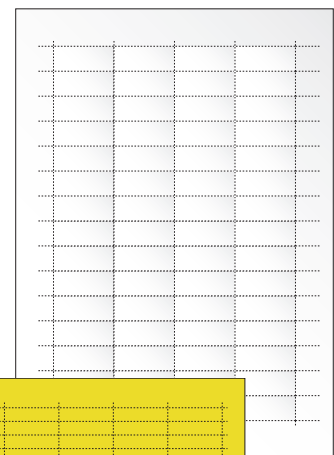
FB 201 ET / FB 211 ET

Material: cardboard
Colours: white - yellow
Thickness: 0,2 mm
Weight: 180 g/m²



Applications: the labels can be used in our FB-label holders after having been printed on a Laser or inkjet printer.

type	article number		dimensions of the label mm	size of the sheet	quantity of labels / sheet	sheets
	white	yellow				
FB 201 ET	0102 0014 001	0102 0014 004	30 x 6	A5	108	10
FB 211 ET	0102 0015 001	0102 0015 004	40 x 16,5	A4	60	10



You can download the document template for these labels on our web site: www.ses-sterling.com, choose **Products**, then **Software and Media**.

- ➔ Various products can be used in these label holders:
- white cardboard Labels for manual inscription;
 - precuted sheets of labels for laser or inkjet printer;
 - on the LETATWIN printable labels in polyester.

B13/20-01



Write-on plates CH-M for SES-QUICK cable ties



SES-QUICK



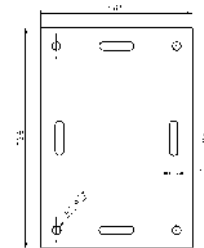
CH-M

	Colors	White
Material:	Polyethylene	Polypropylene
Temperature range:	-50 to + 85°C	-20 to + 65°C

Application: for the identification of cables, conduits and posts, both outdoor and underground, particularly in the field of telecommunications. Write-on plate for cable ties or screws.
Designed for marking with a nylon tip pen or with a cold marking press (LASER printing on request).



type	art. no.	colours*	pcs 
CH-M PP WH	0140 0025 001	white	100
CH-M PE BK	0140 0026 010	black	100
CH-M PE GN	0140 0027 003	green	100
CH-M PE RD	0140 0028 007	red	100
CH-M PE BU	0140 0023 002	blue	100
CH-M PE OG	0140 0024 005	orange	100
CH-M PE YE	0140 0022 004	yellow	100
CH-M PE VT	0140 0036 008	purple	100
CH-M PE GY	0140 0037 013	grey	100




* Other colours on request.



B12/5-02



B13/5-01



12/1-01








B11/3-01





• **QUICK-MARKERS pens with Nylon point**

Indelible marker pens to identify our write-on ties, EV-marker cards and insulating and heat-shrinkable sleeveings.

type	art. no.	colours	Nylon Point	 pces	
EV-permanent	0307 0501 010	black	medium-sized	1	
PLIO-404 permanent	0307 0502 010	black	fine	1	
PLIO-404 permanent	0307 0503 007	red	fine	1	
PLIO-780 opak	0307 0504 001	white	fine	1	

PLIO-15 / PLIO-30

Material: base: PVC
 lid: PVC transparent
 label: white cardboard (included)

Colour of the base: grey - light grey - pure white

Operating temperatures: -5 to +65°C

Fixing: by screw, glue or double sided adhesive tape (temporarily)

Applications: for marking cabinets, machines, boards, etc.

The PLIO® label holders can also be used with the PES support of the cable ducts (page C3/6-01).

PLIO® label holders in lengths from 20 to 75 mm are equipped with a high-quality foam adhesive. **The foam evens out certain surface unevennesses which gives the best fixing results.** In some applications, additional fixing by screws, pins or rivets is recommended.

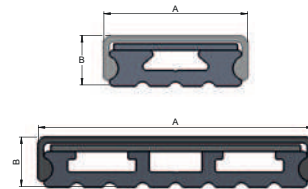



Example for order:

Colour:

- 013
 - 025
 - 082
- grey light grey pure white

code group	detail article	code colour
01290	xxxx	xxxx



type	article number	length mm	width of the lid A (mm)	width of the label (mm)	height B (mm)	 pcs
Label holder in length of 1 m						
PLIO-15	0129 0010 xxx	1000	16	14	5,3	20
PLIO-30	0129 0020 xxx	1000	31,5	29	5,6	20
Label holder to length with double-sided adhesive tape						
colour grey (other colours on request)						
PLIO-15 lg. 20	0129 2120 013	20				100
PLIO-15 lg. 40	0129 2140 013	40				100
PLIO-15 lg. 55	0129 2155 013	55	16	14	5,3	100
PLIO-15 lg. 75	0129 2175 013	75				100
PLIO-30 lg. 40	0129 3140 013	40				100
PLIO-30 lg. 55	0129 3155 013	55	31,5	29	5,6	100



 C3/1-02



PLIOMARK MAXI

Material: labels: PVC, thickness 0,75 mm
label holder: ABS
transparent band: PE

Operating temperatures: -20 to +65°C

Size of the label: 19 x 11,8 mm


Standard colours: printed label: yellow
unprinted label: yellow, white, red and blue

Applications:
Marking of large cables, tubes, machines, racks, drawers, control panel enclosure for the industry of various branches of industry.

Durable marking with very good legibility.

Marking system adaptable to all the needs: fixing by marker carrier or transparent band, with double sided adhesive tape, SES-QUICK cable ties or screw...

Special tool allowing the punching and cutting of the marker carrier and the support bands.



Available in strips.
Every strip comprises 10 pre-cut PVC legends.



Example for order:

code group	detail article	code colour	code legend
0738	0211	004	x x x x

code legend	code legend	code legend	code legend
A 0738 0211 004 A	N 0738 0211 004 N	0 0738 0211 004 0	+ 0738 0211 004 +
B 0738 0211 004 B	O 0738 0211 004 O	1 0738 0211 004 1	- 0738 0211 004 -
C 0738 0211 004 C	P 0738 0211 004 P	2 0738 0211 004 2	. 0738 0211 004 .
D 0738 0211 004 D	Q 0738 0211 004 Q	3 0738 0211 004 3	/ 0738 0211 004 /
E 0738 0211 004 E	R 0738 0211 004 R	4 0738 0211 004 4	: 0738 0211 004 :
F 0738 0211 004 F	S 0738 0211 004 S	5 0738 0211 004 5	= 0738 0211 004 =
G 0738 0211 004 G	T 0738 0211 004 T	6 0738 0211 004 6	& 0738 0211 004 &
H 0738 0211 004 H	U 0738 0211 004 U	7 0738 0211 004 7	
I 0738 0211 004 I	V 0738 0211 004 V	8 0738 0211 004 8	
J 0738 0211 004 J	W 0738 0211 004 W	9 0738 0211 004 9	
K 0738 0211 004 K	X 0738 0211 004 X		
L 0738 0211 004 L	Y 0738 0211 004 Y		
M 0738 0211 004 M	Z 0738 0211 004 Z		


type	article number	colour	pcs
------	----------------	--------	-----

Printed strip (20 pre-cut legends)

MGS 19 - 10	0738 0211 004 ***	yellow	10
-------------	-------------------	--------	----



type	article number	colour	length mm	quantity of labels / sheet	pcs
Labels for manual inscription or with laser printer					
LFL 19-50	0738 0424 000	yellow/white	50	56	10
LFL 19-100	0738 0425 000	yellow/white	100	28	10




type	article number	colour	length mm	pcs
Unprinted strips for interspacing Every strip comprises 10 pre-cut PVC legends.				
MGP 19 - 10	0738 0221 001	white	11,8	10
MGP 19 - 10	0738 0221 004	yellow	11,8	10
MGP 19 - 10	0738 0221 002	blue	11,8	10
MGP 19 - 10	0738 0221 007	red	11,8	10



Adhesive text holders				
PGS 19 - 1000	0738 0236 010	black	1000	10
PGS 19 - 1000	0738 0236 001	white	1000	10



Transparent text holders				
• without adhesive				
PT 19 - 285	0738 0231 000	-	285	10



Locking stud				
N° 2 PE	0130 0002 018	natural	-	500



SES-QUICK cable tie for transparent text holders.				
100/25 SL-C	0186 0021 018	natural	-	100
150/26 SL-C	0186 0023 018	natural	-	100
200/26 SL-C	0186 0610 018	natural	-	100




C12/1-01

B1/7-01






type	article number	 pce
Tool for punching and cutting text holders		
FL252024	0738 0902 000	1




PLIOMARK MAXI kit

type	article number	colour	 pce
Complete case			
FL 5210 G	0738 0201 000	with yellow strips	1



The complete case contains an selection as follows:

- 2 strips (20 characters) of every letter, figure and symbol
- 5 self adhesive text holder white PGS 19-285
- 5 self adhesive text holder black PGS 19-285
- 5 text holder transparent PT 19-285
- 80 cable ties of different length
- 20 locking studs N° 2 PE
- 1 tool FL252024
- 1 Nylon medium tip pen with black indelible ink



Empty case			
FL 5210 E	0738 0205 000		1



PLIOMARK MINOX

Material: stainless steel 316
Size of the legends: 9,5 x 6 mm
Operating temperatures: -80 to +500°C
Flame resistance: non flammable
U.V.-rays resistance: good to excellent

Application:
 Marking of an installation and its components, cables, pipes, tubes, wire, etc... in hostile and corrosive environment. Marking system adaptable to all the needs: fixing by small rule-supports, bars or band of fixing.
 Particularly used in chemical industry, petrochemical, on the offshore platforms, shipyards, in the industry of the mining sectors, etc...



Available in strips.
 Every strip comprises 20 pre-cut PVC legends.



Example for order:

code group	detail article	code colour	code legend
0738	0311	000	x x x x

code legend

A 0738 0311 000 A	N 0738 0311 000 N	0 0738 0311 000 0	+ 0738 0311 000 +
B 0738 0311 000 B	O 0738 0311 000 O	1 0738 0311 000 1	- 0738 0311 000 -
C 0738 0311 000 C	P 0738 0311 000 P	2 0738 0311 000 2	. 0738 0311 000 .
D 0738 0311 000 D	Q 0738 0311 000 Q	3 0738 0311 000 3	/ 0738 0311 000 /
E 0738 0311 000 E	R 0738 0311 000 R	4 0738 0311 000 4	: 0738 0311 000 :
F 0738 0311 000 F	S 0738 0311 000 S	5 0738 0311 000 5	= 0738 0311 000 =
G 0738 0311 000 G	T 0738 0311 000 T	6 0738 0311 000 6	, 0738 0311 000 ,
H 0738 0311 000 H	U 0738 0311 000 U	7 0738 0311 000 7	~ 0738 0311 000 ALT
I 0738 0311 000 I	V 0738 0311 000 V	8 0738 0311 000 8	⊥ 0738 0311 000 TER
J 0738 0311 000 J	W 0738 0311 000 W	9 0738 0311 000 9	
K 0738 0311 000 K	X 0738 0311 000 X		
L 0738 0311 000 L	Y 0738 0311 000 Y		
M 0738 0311 000 M	Z 0738 0311 000 Z		

type	article number	pce
------	----------------	-----

Strips with embossed legends (20 pre-cut legends)

MR 10 - 20	0738 0311 000 ***	1
------------	-------------------	---



Unprinted legends for spacing (pre-cut legends)


MRP 10 - 20	0738 0321 000	1
-------------	---------------	---



type	article number	length mm	pces
Perforated carrier rails in stainless steel			
fixing with screw .			
PR 10 - M24	0738 0345 000	286	1
PR 10 - M9	0738 0346 000	106	1
PR 10 - M7	0738 0347 000	82	1
PR 10 - M5	0738 0348 000	58	1
PR 10 - M4	0738 0349 000	46	1



Plain carrier rails in stainless steel			
fixing with INOX cable ties			
PR 10 - NM24	0738 0350 000	286	1
PR 10 - NM11	0738 0355 000	176	1
PR 10 - NM9	0738 0351 000	106	1
PR 10 - NM7	0738 0352 000	82	1
PR 10 - NM5	0738 0353 000	58	1
PR 10 - NM4	0738 0354 000	46	1



INOX cable tie for PR10-NM carrier rail
see page C13/30-01

PLIOMARK MINOX case


type	article number	pce
Complete case		
FLR KI	0738 0302 000	1

The case has a full assortment according detail:

type	article number
50 boxes for text holders	0738 0108 000
2 strips MR10-20 each marking	0738 0311 000
5 text holders PR10-NM24	0738 0350 000
5 text holders PR10-NM9	0738 0351 000
5 text holders PR10-NM7	0738 0352 000
5 text holders PR10-NM5	0738 0353 000
5 text holders PR10-NM4	0738 0354 000
5 text holders PR10-M24	0738 0345 000
5 text holders PR10-M9	0738 0346 000
5 text holders PR10-M7	0738 0347 000
5 text holders PR10-M5	0738 0348 000
5 text holders PR10-M4	0738 0349 000
10 cable ties INOX for text holders 200/46 N316	0187 0021 000



type	article number	pce
Empty case with partitions		
FL 5214 B-E	0738 0107 000	1
Transparent boxes for label holders		
FL 5216 SC	0738 0108 000	10



B11/2

C13/30-01

C13/30-03



MINOX PLUS

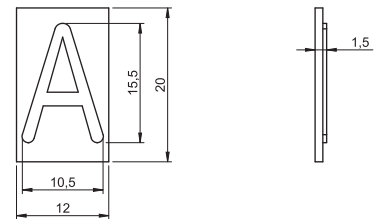
- Material:** 304 stainless steel
- Marker size:** 20 x 12 mm
- Operating temperatures:** -80 to +500°C
- Fire resistance:** non-flammable
- UV resistance:** excellent

Applications : The MINOX PLUS system is designed for marking installations and their components, cables, pipes, wires, etc. in outdoor and hostile indoor environments. The support strips can be fixed with metal ties (max. width 7.9 mm) or with flat head screws.

They are used in the food, chemical and medical industries.



QR-code on request



• MINOX PLUS markers

Supplied in sets with 20 identical markers


code markers

A	0738 0601 000 A	N	0738 0601 000 N
B	0738 0601 000 B	O	0738 0601 000 O
C	0738 0601 000 C	P	0738 0601 000 P
D	0738 0601 000 D	Q	0738 0601 000 Q
E	0738 0601 000 E	R	0738 0601 000 R
F	0738 0601 000 F	S	0738 0601 000 S
G	0738 0601 000 G	T	0738 0601 000 T
H	0738 0601 000 H	U	0738 0601 000 U
I	0738 0601 000 I	V	0738 0601 000 V
J	0738 0601 000 J	W	0738 0601 000 W
K	0738 0601 000 K	X	0738 0601 000 X
L	0738 0601 000 L	Y	0738 0601 000 Y
M	0738 0601 000 M	Z	0738 0601 000 Z

0	0738 0601 000 0
1	0738 0601 000 1
2	0738 0601 000 2
3	0738 0601 000 3
4	0738 0601 000 4
5	0738 0601 000 5
6	0738 0601 000 6
7	0738 0601 000 7
8	0738 0601 000 8
9	0738 0601 000 9

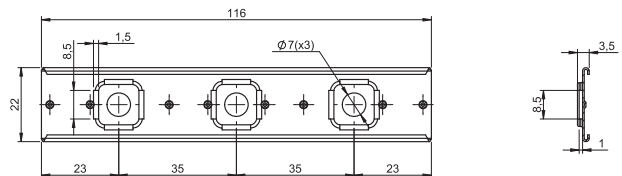
+	0738 0601 000 +
-	0738 0601 000 -
:	0738 0601 000 :
.	0738 0601 000 .

other symbols on request



• MINOX PLUS carrier rail

type	article number	max. number of markers	pcs
Carrier rail MINOX PLUS	0738 0606 000	9	20



• MINOX PLUS box, empty with storage buckets

type	article number	pcce
MINOX PLUS box	0738 0607 000	1



B11/2

C13/30-01

C13/30-03








B13

Printing devices





Selection guide	Cold printing	Thermal transfer		
	Focus on five marking devices and their main features.			
Weight (kg)				
Dimensions (mm)				
Print speed (mm/sec.)				
Resolution				
Character sizes (mm)				
Number of lines maxi.				
Datas to print	-	5 000 characters	5 000 characters	-
Files storage	-	250 000 characters	60 000 characters	-
PC connectivity	no	USB 2.0 interface Windows® 8.1 to 11	USB 2.0 interface Windows® 7 to 11	USB 2.0 interface Windows® 7 to 11
Delivered with :	1 hard case 1 type holder 2 composition boxes character sets	1 hard case 1 tape case 2 marking tapes 1 standard knife 1 power cable Downloadable software	1 power cable 1 soft case 1 M-1Pro PC software 1 USB connection with cable 1 guide for profiles and sleeves 1 black printing ribbon	1 power cable 1 USB cable 1 CD with driver Windows® operating system
Specification	Hand-held device widely used in telecommunications.	Can be used on site with rechargeable batteries. Equipped with a heating module for optimal printing outdoors.	A worksite printer for use with mains power.	For strong, high-quality customised marking. Templates supplied with downloadable PLIOMARK-PRINT software.



Autonome identification Saving time on projects is important for both your customers and your bottom line. Our cable marking processes enable you to mark several surfaces quickly and easily, with personalised marking adapted to each situation and your working environment.		Cold printing	Thermal transfer		
					
CH-M plates		✓			
Tape to mark M1P-BAND10			✓	✓	
Self adhesive tape M1P-LBxx				✓	
Self adhesive, self protected tape M1P-LBA10W				✓	
Adhesive labels LM-TP			✓		
Profiles M1P-M27 and M1P- M37			✓	✓	
Profiles M1P-M45			✓	✓	
Self-gripping sleeves LM-TU			✓	✓	
Heat shrinkable sleeving PLIOFINE BX-P			✓	✓	
Strips TF					✓
Carriers PUR					✓
Étiquettes TA mousse					✓
Heat shrinkable sleeves FTH (upon request)					✓

Cold printing press SES-PREMO for the identification of cables, conduits and posts




SES-PREMO

SES-PREMO

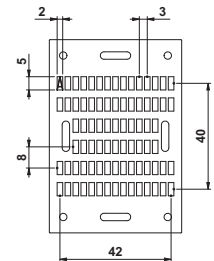
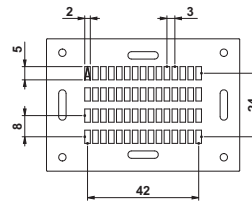

Dimension of the press : 207,5 x 152 x 140 mm

Weight: 4,480 kg

Application: Designed for the marking of CH-M plates for the identification of cables, conduits and posts, both in outdoor and underground, particularly in the field of telecommunications.



type	art. no.	Composition	art. no.
Complete kit SES-PREMO	0417 0113 000	- Case	0417 0130 000
		- Press	0417 0111 000
		- Die holder	0417 0112 000
		- 2 Boxes for composition	0417 0120 000
		- 4 set dies A à Z	0417 0040 000 A-Z
		- 12 set dies 0 à 9	0417 0041 000 0-9
		- 5 blind dies	0417 0060 000 ES
- 15 special caracteres	0417 0060 000 SP		
Conversion Kit SES-PREMO	0417 0114 000	- Case	0417 0130 000
		- Press	0417 0111 000
		- Die holder	0417 0112 000
		- 2 Boxes for composition (without characters)	0417 0120 000
Case	0417 0130 000		
Press	0417 0111 000		
Die holder (with wedges)	0417 0112 000		
Box for composition	0417 0120 000		
Set dies A-Z	0417 0040 000 A-Z		
Set dies 0-9	0417 0041 000 0-9		
5 blind dies	0417 0060 000 ES		
15 special characters	0417 0060 000 SP		



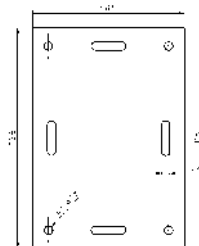
The characters (letters, numbers and symbols) are also available on request.

Support SES-PREMO 0417 0115 000
System with a magnet for handling a series of characters



CH-M plates for identification of cables, sleeveings and tubes

type	art. no.	colours	
CH-M PE BK	0140 0026 010	black	100
CH-M PE GN	0140 0027 003	green	100
CH-M PE RD	0140 0028 007	red	100
CH-M PE BU	0140 0023 002	blue	100
CH-M PE OG	0140 0024 005	orange	100
CH-M PE YE	0140 0022 004	yellow	100



Operating instruction in video

Press
SES-PREMO



Support
SES-PREMO



LETATWIN

- Weight:** 2,4 kg
- Dimensions (W x L x H):** 296 x 293 x 94 mm
- Printing speed:** 40 mm/s
- Resolution:** 300 dpi
- Character sizes:** 1,3 - 2 - 3 - 4 - 6 mm
- Number of lines:** 4 lines
- PC connectivity:** USB 2.0 interface
- Supported OS:** Windows 10, 8,1

Applications: The LETATWIN thermal transfer printer is suitable for many consumables. It is very handy and has a shock-resistant rubber keyboard and a backlit display. It can be used with AA LR6 rechargeable batteries (not supplied) or mains supply and connected to a PC for data transfer. A system for heating the profiles before printing allows for optimal marking results outdoors. Equipped with a complete pre-cutting and cutting system, the LETATWIN printer is easy and convenient to use.



• LETATWIN printer

type	article number	pce
LM-550A2	0378 0800 000	1

The printer is supplied in a hard case which includes a refillable ribbon case, two marking ribbons ((LM-IR50B and LM-IR50BP), a standard LM-HC340 knife, a USB cable and a power cable.

You can download

- the software:
www.ses-sterling.com, **Products** section, then **Software and Media**.
- the operating instructions:
www.ses-sterling.com, **Products** section, then **Catalogue, Documentation and Notices**.

• Refills for marking tapes

type	article number	colours	length m	for	rolls
LM-IR50B	0378 0802 010	black	110	all substrates except BX-P	2
LM-IR50W	0378 0803 001	white	70	all substrates	2
LM-IR50BP	0378 0803 010	black	110	heat shrink. sleeving BX-P	2




• Rechargeable tape case

type	article number	pces
LM-RC500	0378 0801 000	2



• Accessories

type	article number	for	pces
Blade LM-HC340	0378 0805 000	standard	2
Blade LM-HC340M	0378 0806 000	for profils M1P-M27/M37	1
Guide LM-TAB10	0378 0807 000	for M1P-BAND 10	1



Adhesive labels LM-TP

Material: polyester
Adhesive: acrylic
Operating temperatures: -30 to +90°C
Specification: halogen-free



Colours:

001 004 011
 white yellow transp.

type	article number	width mm	colour white m/roll	other colours m/roll	rolls
LM-TP505	0378 0810 ***	5	16	8	2
LM-TP509	0378 0820 ***	9	16	8	2
LM-TP512*	0378 0830 ***	12	16	8	2

* The 12 mm high labels are not available in transparent.



Self-gripping sleeves LM-TU

Material: flexible PVC
Operating temperatures: -20 to +70°C

Colour :

001
 white

type	article number	for cables Ø mm	quantity of m/roll	roll
LM-TU29G	0378 0850 000	1,9 → 2,1	100	1
LM-TU37G	0378 0860 000	2,5 → 2,7	100	1
LM-TU46G	0378 0870 000	3,0 → 3,7	85	1



Band M1P-BAND10

Material: PE
Operating temperatures: -10 to +65°C
Specification: halogen-free




Colours:

001 004
 white yellow

type	article number	width mm	m
M1P-BAND10	0378 0508 ***	10	15

*** For use with LM-TAB10 Guide, order separately.

B12/1-01 - Identification support band PT EF



Profils M1P-M27/M37 **

Material: flexible PVC
Operating temperatures: -20 to +90°C


Colours:

001 004 005
 white yellow orange

type	article number	for cable Ø mm	m
M1P-M27	0378 0515 ***	1,6 → 2,5	25
M1P-M37	0378 0516 ***	2,3 → 3,4	15

* only M1P-M37

** for use with LM-HC340M blade to be ordered separately.



Profils M1P-M45

Material: flexible PVC
Operating temperatures: -20 to +90°C
Applications: the M1P-M45 profile is to be used with the PLIOGRAPH^{PLUS} marker carriers for cables Ø 1.1 to 30 mm (page B5/3-01).

Colours:



type	article number	m
M1P-M45	0378 0507 ***	25



B5/3-01 - Marker carriers PLIOGRAPH^{PLUS}



PLIOFINE BX-P

Shrink ratio: 2:1

Material: cross-linked Polyolefin
Operating temperatures: -55 to +105°C
Shrink temperature: +90°C
Specification: EN45545-2 halogen-free

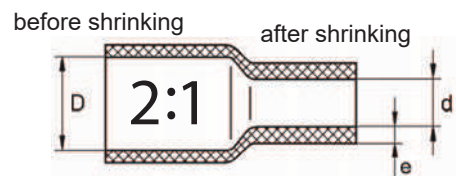


Colours:



Example for order:

code group	detail article	code colour
0739	XXXXXX	XXXXXX



• Cardboard reel

type	article number	D mm	d mm	e mm	m
BX-P 240	0739 0423 ***	2,4	1,2	0,43	61
BX-P 320	0739 0424 ***	3,2	1,6	0,55	61
BX-P 480	0739 0425 ***	4,8	2,4	0,55	61
BX-P 640	0739 0426 ***	6,4	3,2	0,65	61

• Length of 1,22 m

type	article number	D mm	d mm	e mm	pce
BX-P 240	0739 0433 ***	2,4	1,2	0,43	1
BX-P 320	0739 0434 ***	3,2	1,6	0,55	1
BX-P 480	0739 0435 ***	4,8	2,4	0,55	1
BX-P 640	0739 0436 ***	6,4	3,2	0,65	1

The heat-shrinkable sleeving delivered in lengths is available in lengths or pack quantities (10 pieces).



PLIOSCRIB M-1ProV

Weight:	2 kg
Dimensions (W x L x H):	300 x 250 x 85 mm
Printing speed:	40 mm/s
Resolution:	300 x 300 dpi
Character sizes:	1,3 - 2 - 3 - 6 mm
Number of lines:	3 lines
Print data:	approx. 5000 characters
File storage:	60000 characters
PC connectivity:	USB 2.0 interface
Supported OS:	Windows 7 - 8 - 8.1 - 10
Supplied with:	1 power cable 1 soft case 1 software M-1Pro PC 1 USB connection with its cable 1 guide for profiles and sleeves 1 black printing ribbon (40 m)



type	article number	 pce
PLIOSCRIB M-1ProV	0378 0500 000	1

The PLIOSCRIB M-1ProV is designed for:

- marking all electrical installations and data network;
- the printing of tubes and cables;
- the labelling of small machines, connector blocks, panels, boxes etc...

The PLIOSCRIB M-1Pro V has **two cut functions**:

- complete cut (sleeves according to the identification length)
- pre-cut in caterpillar form (semi-cut function)

You can download the operating instructions under the following link:
www.ses-sterling.com, **Products**, **Documentation** and **Notices**.



• **Profil M1P-M45**

in flexible PVC - choice between 6 colours.

☛ page B13/21-03.

Used with PLIOGRAPH carriers for cables Ø 1,1 to 30 mm, see page B5/2-01.



• **Self adhesive labels**

widths 6, 9 and 12 mm - colours yellow and white.

☛ page B13/21-03.



• **Profil M1P-M27 and M1P-M37**

in flexible PVC - colours yellow, white and orange*. for cables from Ø 1,6 to 2,5 mm and Ø 2,3 to 3,4 mm.

☛ page B13/21-03.

*only M1P-M37



• **Tape to mark M1P-BAND10**

in PE - colour yellow and white.

☛ page B13/21-03.

For use with the text holders PLIOMARK-MINI, see page B12/8-02.



• **Self adhesive, self protected label**

for cables from Ø 3 to 7 mm - colour white.

☛ page B13/21-03.



• **Heat shrinkable sleeving PLIOFINE**

from Ø 2,4 to 6,4 mm - colours yellow and white.

☛ page A4/6-04.





type	code article	coloris	largeur (mm)	
------	--------------	---------	--------------	---

• Consumables

Printing tape (with a chip)

M1P-RC03BK	0378 0513 010	black	-	2 x 100 m
M1P-RC03WY	0378 0514 001	white	-	2 x 85 m




Tape to mark M1P-BAND10

(for use with the M1P-TAB10 guide)



M1P-BAND10	0378 0508 001	white	10	15 m
M1P-BAND10	0378 0508 004	yellow	10	15 m



Self adhesive tape

M1P-LBC6W	0378 0531 001	white	6	30 m
M1P-LBC6Y	0378 0536 004	yellow	6	30 m
M1P-LBC9W	0378 0532 001	white	9	30 m
M1P-LBC9Y	0378 0537 004	yellow	9	30 m
M1P-LBC12W	0378 0533 001	white	12	30 m
M1P-LBC12Y	0378 0538 004	yellow	12	30 m




Self adhesive, self protected tape

M1P-LBA10W	0378 0539 001	white	10	8 m
-------------------	---------------	-------	----	-----

Profile M27/M37

for cable Ø (mm)

M1P-M27	0378 0515 001	white	1,6...2,5	25 m
M1P-M27	0378 0515 004	yellow	1,6...2,5	25 m
M1P-M37	0378 0516 001	white	2,3...3,4	15 m
M1P-M37	0378 0516 004	yellow	2,3...3,4	15 m
M1P-M37	0378 0516 005	orange	2,3...3,4	15 m



Profile M45

M1P-M45	0378 0507 001	white	-	25 m
M1P-M45	0378 0507 002	blue	-	25 m
M1P-M45	0378 0507 003	green	-	25 m
M1P-M45	0378 0507 004	yellow	-	25 m
M1P-M45	0378 0507 005	orange	-	25 m
M1P-M45	0378 0507 007	red	-	25 m



• Options and spare parts

M1P-SCPRO	0378 0505 000	Flexible case		1
M1P-CT03	0378 0541 000	One set blades		1
M1P-CL03	0378 0542 000	Cleaning set		1
M1P-TA01	0378 0550 000	Guide for profiles and sleeving		1
M1P-TAB10	0378 0556 000	Guide for M1P-BAND 10		1
M1P-PC KIT*	0378 0590 000	M1-Pro PC software		1
M1P-ADU*	0378 0591 000	USB adapter		1



* only for M-1Pro II

PLIOMARK-PRINT EOS5

Printer for strips, carriers, labels and foam strips



PLIOMARK-PRINT




PLIOMARK-PRINT EOS5

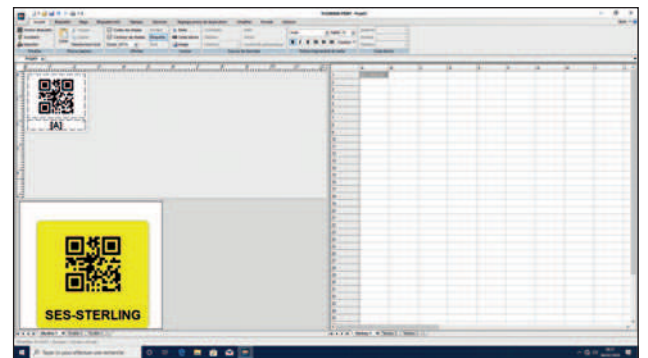
Weight: 5 kg
Dimensions (H x W x D): 245 x 264 x 412 mm
Printing speed: 150 mm/sec.
Resolution: 300 dpi
PC Connectivity: USB 2.0 Interface
Supported OS: Windows 10 and earlier up to version 7
Delivered with:
 1 power cable
 1 USB cable
 1 CD with Windows® driver and documentation

Applications: The EOS5 printer with software allows you to print on different media easily and quickly.



• PLIOMARK-PRINT EOS5 printer

type	article number	
PLIOMARK-PRINT EOS5 Supplied with complete licence	0317 0001 000	1




The complete licence allows :

- to adapt the text to be printed according to the selected product,
- to print barcodes, QR codes, logos, other images,
- to have a library of images containing symbols used in electrical engineering.

You can download

- the software:
www.ses-sterling.com, **Products** section, then **Software and Media**.
- the operating instructions:
www.ses-sterling.com, **Products** section, then **Catalogue, Documentation and Notices**.

• Ink ribbons - Scratch and abrasion resistant printing

type	article number	colour	adapted for	width mm	length m	
R71 55-360	0317 0101 010	black	TF	55	360	1
FTI-Y 60-360	0317 0103 010	black	TF - TA - PUR	60	360	1
FTI-Y 110-360	0317 0104 010	black	TF - TA - PUR	110	360	1
FTI-X 55-300	0317 0105 001	white	TF - PUR	55	300	1
FTI-X 60-300	0317 0106 010	black	FTT	60	300	1




Operating instruction in video



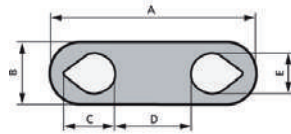


Strips TF

Material: polyester
Thickness: 0,175 mm
Operating temperature: -40 to +125°C
Specification: halogen-free
Applications: Designed for the pre-mounting marking of single conductors and fibreglass cables up to 16 mm² cross-section. Quick and easy installation.




Colours:



Example for order:


code group	detail article	code colour
03170	xixx	xxx

type	article number	for section mm ²	A mm	B mm	C mm	D mm	E mm	quantity of strips/roll	roll
TF1	0317 0201 xxx	0,75 - 1,5	23	5,2	4,9	11,2	3,5	2000	1
TF1L	0317 0202 xxx		34	5,2	5	22	3,5	2000	1
TF1B	0317 0203 xxx	1,5 - 2,5	25	5,7	5,9	11,2	4,2	2000	1
TF1BL	0317 0204 xxx		36	5,7	6	22	4,2	2000	1
TF2	0317 0205 xxx	2,5 - 6	26	7	6,5	11	5,5	2000	1
TF3	0317 0206 xxx	6 - 16	41	11	10,5	17	8,4	1000	1



Carriers PUR

Material: TPU
Thickness: 0,6 mm
Operating temperature: -25 to +80°C
Specification: halogen free
Fire resistance : UL94 V0
Applications: Extra-flexible carriers for use in industries with demanding environments and outdoors.
 Fixing with our SES-QUICK cable ties.



Colours:



Example for order:

code group	detail article	code colour
03170	xixx	xxx

type	article number	width x length mm	quantity of carriers/roll	roll
PUR 60 x 10	0317 0301 xxx	10 x 60	1000	1
PUR 75 x 25	0317 0302 xxx	25 x 75	500	1
PUR 100 x 60*	0317 0303 xxx	60 x 100	250	1

* Only available in the colours white (001) and yellow (004).



C12/23





TA foam

Material: polyester foam
Adhesive: Acrylic
Operating temperature: -40 to +90°C
Specification: halogen free

Applications: designed for marking components in the industrial sector (panels, push buttons, ...), these adhesive consumables are an economical alternative to engraved plastic markings.




Colour :

001 097
 white silver


Example for order:

code group	detail article	code colour
03170	0xxx	xxx


• **Round cut labels TA foam**


type	artide number	width x length mm	quantity labels/roll	 roll
TA 40-30 d.24	0317 0401 xxx	30 x 40 Ø 24	1000	1

• **Bands TA foam**

type	artide number	width mm	quantity of meters/roll	 roll
TA 15x20	0317 0501 xxx	15	20	1
TA 25x20	0317 0502 xxx	25	20	1
TA 50x20	0317 0503 xxx	50	20	1

• **Labels TA foam**


type	artide number	width x length mm	quantity of labels/roll	 roll
TA 13-7	0317 0601 001	7 x 13	1000	1
TA 22-22	0317 0602 001	22 x 22	1000	1
TA 27-15	0317 0603 xxx	15 x 27	1000	1
TA 27-27	0317 0604 xxx	27 x 27	1000	1
TA 35-15	0317 0605xxx	15 x 35	1000	1
TA 40-30	0317 0606 001	30 x 40	1000	1
TA 45-15	0317 0607 xxx	15 x 45	1000	1
TA 45-25	0317 0608 xxx	25 x 45	1000	1
TA 50-15	0317 0609 xxx	15 x 50	1000	1
TA 50-25	0317 0610 xxx	25 x 50	750	1
TA 60-30	0317 0611 xxx	30 x 60	500	1
TA 90-30	0317 0613 xxx	30 x 90	250	1
TA 90-45	0317 0614 xxx	45 x 90	250	1
TA 100-30	0317 0615 xxx	30 x 100	250	1
TA 100-50	0317 0616 xxx	50 x 100	250	1
TA 100-70	0317 0617 xxx	70 x 100	250	1



Heat shrinkable sleeves FTH

Material: cross-linked polyolefin
Operating temperature: -55 to +135°C
Shrink temperature: +90°C
Fire rating: self-extinguishing, UL224

Applications: designed for marking wires and cables in the railway, aerospace, military and general industrial sectors.
 When printing FTH heat-shrinkable sleeves with the PLIOMARK-PRINT EOS5 printer, it is essential to use the FTI-X 60-300 BK ink ribbon, art. no. 03170106 010.



Colours :


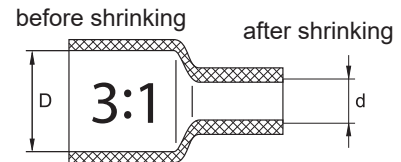
001 004
white yellow

New


Example for order:

code group	detail article	code colour
0317	1xxx	xxx

type	article number	D mm	d mm	length of sleeves mm	quantity of sleeves/roll	roll
FTH 3,2/25	0317 1102 xxx	3,2	1	25	2000	1
FTH 4,8/25	0317 1103 xxx	4,8	1,6	25	2000	1
FTH 6,4/25	0317 1104 xxx	6,4	2	25	2000	1
FTH 9,5/25	0317 1105 xxx	9,5	3	25	1000	1
FTH 12,7/25	0317 1106 xxx	12,7	4	25	1000	1
FTH 19/25	0317 1107 xxx	19	6	25	1000	1
FTH 25,4/25	0317 1108 xxx	25,4	8	25	600	1
FTH 6,4/50	0317 1304 xxx	6,4	2	50	1000	1
FTH 9,5/50	0317 1305 xxx	9,5	3	50	500	1
FTH 12,7/50	0317 1306 xxx	12,7	4	50	500	1
FTH 19/50	0317 1307 xxx	19	6	50	500	1
FTH 25,4/50	0317 1308 xxx	25,4	8	50	300	1




Not in stock, delivery date on request.





Cable trunking and binding material



GROUP C: Cable trunking and binding material

C1 - Slotted cable trunking

C1/1 Cable trunking GN-A6/4 LF, GN-HF-A6/4, GN-A6/4 blue

C1/2 Cable trunking GF-DIN-A7/5, GF-DIN-A6/4, GF-DIN-SH-A7/5, GF-DIN-C-A12/8

C1/3 Cable trunking GF-A12/8

C1/5 Cable trunking with perforations GF-DIN PPDA

C1/6 ^{New} Transparent lids for cable trunkings

C1/90 Special cutting tools for conduit trunkings

C2 - Cable trunking without slots

C2/1 Cable trunking GN-S LF, GN-HF-S

C2/2 GF-DIN-SH-S plain and without base punching

C3 - Cable trunking accessories

C3/1 Rivet and tools - lock studs - double sided adhesive tape

C3/5 ^{New} Retaining clip PLIO

C3/6 PLIO® label holders for trunkings

C3/7 DC 125 Cutter

C4 - Cable trunking for installation

C4/1 Installation trunking SES® type GI-A, GI-B

C4/5 Locking carriers BV

C4/6 GI-M miniature trunkings

C6 - Miscellaneous retaining products

C6/1 PLIOFLEX Flexible trunking

C6/2 Cable clips XE

C6/3 PLIOLINE protection channel for underground cables and utility poles

C6/4 Profil for tote board

C9 - Cable lacing and tying

C9/1 PLIO® perforated strapping and mounting tool

C9/1 Accessories for strapping

C9/6 ABSA lacing cord

C10 - Cable ties

C10/1 miniature cable SES-CM and SES-CU

C10/3 SES-CX adjustable "P" clips

C10/4 SES-CV and CN "P" clips

C10/5 SES-SP and SES-CT clamps with adhesive base

C10/20 Adhesive cable clamps SES-GFB in aluminium and SAF in galvanized steel

C10/30 SES® set screws in natural Polyamide

C11 - Fixing accessories PLIOCATCH

C11/1 Cable lock with clip

C11/1 Cable guide GA-W

C11/1 ^{New} Cable guide MU-Q200

C11/2 Cable lock to screw

C11/3 Cable lock to clip

C11/4 Cable guide PLIOCATCH DELTA

C12 - Cable ties and accessories

C12/1 ^{New} Cable tie BELTO® with flat head

C12/1 SES-QUICK SL cable ties for general use

C12/2 SES-QUICK SE cable ties outside serrations

C12/3 cable tie SES-QUICK SL MDE and SL MDE PP

C12/4 SES-SX cable ties for fast application

C12/5 SES-QUICK snap-in cable ties

C12/6 SES-QUICK cable ties with mounting hole

C12/7 SES-QUICK cable ties with write-on areas

C12/13 ^{New} SES-QUICK SL COLOR cable ties

C12/15 releasable SES-SDA cable ties

C12/16 releasable SES-SDB cable ties

C12/17 releasable SES-CR cable ties

C12/20 SL - HT cable ties

C12/21 SE HT cable ties

C12/22 SR HT cable ties, releasable

C12/23 SES-QUICK SL-V0 and SE-V0 cable ties, flame resistant

C12/24 SES-QUICK SL

C12/25 Cable tie SL brown, resistant to acid

C12/26 ^{New} Cable ties SES-QUICK BIO biodegradable

C13 - Various cable ties

C13/1 PLIO-GRAINS cable ties

C13/2 Cable ties CB and SF

C13/4 SES-TW twist cable ties

C13/20 SES-WRAP ties, self fastening

C13/30 Metallic ties

C14 - Cable tie accessories

C14/1 cable tie bases SES-QUICK

C14/2 accessories and tie bases SES-QUICK

C14/3 Cable supports and tie bases

C15 - Cable ties for installations

C15/1 SM12, SM6 and SM66+ lashing ties

C15/2 SES-SC cables ties for cable trays

C15/3 Accessories - SES® bases for SL, SE, SR and SM lashing ties

C16 - Manual cable tie tools



C16/1 Manual tool for SES-QUICK cable ties























C1

Cable trunking with slots
base punching

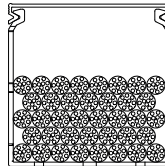


• Trunking programme:















Page	Type	Height in mm	Width in mm	Specifications
• C1/1-01	GN-A6/4 LF	20-30-40-60-80-100	18-25-30-40-60-80-100-120-150	 
• C1/1-03	GN-HF-A6/4	30-40-60-80-100	25-30-40-60-80-100	  
• C1/1-05	GN-A6/4 blue	30-40-60-80-100	25-30-40-60-80-100-120	 
• C1/2-01	GF-DIN-A7/5	23-35,5-48-73-100	23-35,5-48-73-98-123-150	 
• C1/2-03	GF-DIN-SH-A7/5	23-35,5-48-73	23-35,5-48-73-98-123	  
• C1/2-05	GF-DIN-C-A12/8	35,5-48-73	23-35,5-48-73-98-123	 
• C1/3-01	GF-A12/8	100	100-150	 
• C1/5-01	GF-DIN-PPDA	48	48-73-98-123	  with round knock-outs
• C1/5-03	Trunking with special slots and base punching, special length.			

Filling capacity to UL1565

Number of cables (2.5 mm²) and indicative weight of cables when the cable duct is 50% full.



• Accessories:

Page				
• C1/6	Transparent lids 			
• C3/1	PLIO rivets and SES-GO rivet punch 	PLIO-GZ lock studs 	PLIO-GZ clamping bracket 	PLIOBANDE double sided adhesive tape 
• C3/5	PLIO-GX retaining clip 	PLIO-GX bridging clips 	BR-GN retaining clip 	
• C3/6	PLIO PE label holder 	PLIO label holder and support 		
• C3/7	DC 125 cutter 			
• D4/6	DK-55 cutting tool for trunking webs 	DK-60 nibbling tool for trunking 	 <p>Operating instruction in video</p>	

Cable trunking SES® with slots and base punching




GN-A6/4

C US
Please contact us.




GN-A6/4 LF

Material:	Rigid PVC
Colour:	grey RAL7030
Operating temperatures:	-5 to +65°C
Volume resistivity:	10 ¹⁵ Ω.cm
Dielectric strength:	15kV/mm
Flame resistance:	V0 UL94
Standard length:	2 meters
Double sided adhesive:	upon request
Minimum delivery:	1 complete pack (with lids)



type	trunking (2 m)		ext. dimensions	filling capacity		lids		
	art. no.	m		H mm	L mm	no. of cables (2.5 mm ² per per trunking)	weight per metre g/m	art. no.
GN-A6/4 15 x 15*	0839 0111 013	96	20	18	6	180	0839 0490 013	48
GN-A6/4 30 x 25	0839 0131 013	60	30	25	17	502	0839 0500 013	48
GN-A6/4 30 x 40	0839 0132 013	36	30	40	30	909	0839 0510 013	24
GN-A6/4 40 x 25	0839 0141 013	48	40	25	23	698	0839 0500 013	48
GN-A6/4 40 x 30	0839 0146 013	36	40	30	29	878	0839 0505 013	24
GN-A6/4 40 x 40	0839 0142 013	32	40	40	42	1 253	0839 0510 013	24
GN-A6/4 40 x 60	0839 0143 013	24	40	60	66	1 992	0839 0520 013	24
GN-A6/4 40 x 80	0839 0144 013	24	40	80	91	2 732	0839 0530 013	24
GN-A6/4 40 x 100	0839 0145 013	12	40	100	116	3 472	0839 0540 013	12
GN-A6/4 60 x 25	0839 0151 013	48	60	25	36	1 074	0839 0500 013	48
GN-A6/4 60 x 30	0839 0157 013	40	60	30	46	1 365	0839 0505 013	24
GN-A6/4 60 x 40	0839 0152 013	32	60	40	64	1 925	0839 0510 013	24
GN-A6/4 60 x 60	0839 0153 013	24	60	60	102	3 060	0839 0520 013	24
GN-A6/4 60 x 80	0839 0154 013	16	60	80	140	4 195	0839 0530 013	24
GN-A6/4 60 x 100	0839 0155 013	16	60	100	178	5 330	0839 0540 013	12
GN-A6/4 60 x 120	0839 0156 013	12	60	120	216	6 465	0839 0550 013	12
GN-A6/4 80 x 25	0839 0161 013	24	80	25	48	1 435	0839 0500 013	48
GN-A6/4 80 x 30	0839 0167 013	24	80	30	61	1 833	0839 0505 013	24
GN-A6/4 80 x 40	0839 0162 013	24	80	40	86	2 586	0839 0510 013	24
GN-A6/4 80 x 60	0839 0163 013	24	80	60	137	4 120	0839 0520 013	24
GN-A6/4 80 x 80	0839 0164 013	16	80	80	188	5 655	0839 0530 013	24
GN-A6/4 80 x 100	0839 0165 013	12	80	100	240	7 189	0839 0540 013	12
GN-A6/4 80 x 120	0839 0166 013	16	80	120	291	8 723	0839 0550 013	12
GN-A6/4 100 x 30	0839 0170 013	32	100	30	75	2 262	0839 0505 013	24
GN-A6/4 100 x 40	0839 0171 013	24	100	40	107	3 222	0839 0510 013	24
GN-A6/4 100 x 60	0839 0172 013	16	100	60	129	3 866	0839 0520 013	24
GN-A6/4 100 x 80	0839 0173 013	16	100	80	177	5 314	0839 0530 013	24
GN-A6/4 100 x 100	0839 0174 013	16	100	100	225	6 763	0839 0540 013	12
GN-A6/4 100 x 150	0839 0175 013	8	100	150	346	10 385	0839 0560 013	12

* Different geometry (inside dimensions 15x15 mm). Plan on request.

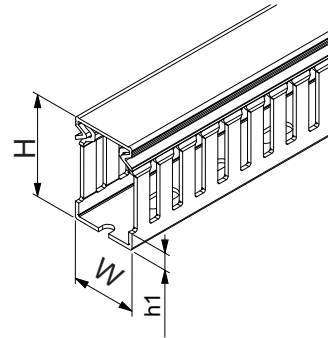
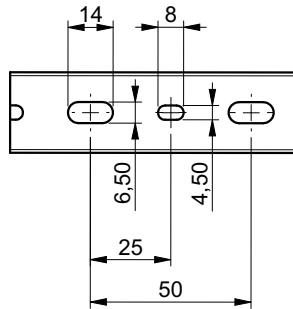
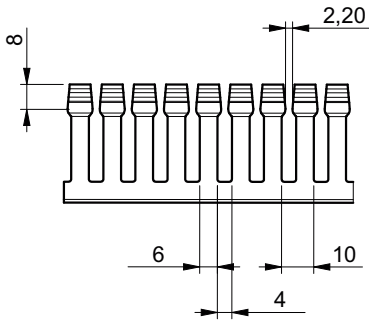


GN-A6/4 15x15: Different geometry (inside dimensions 15x15 mm). Plan on request.

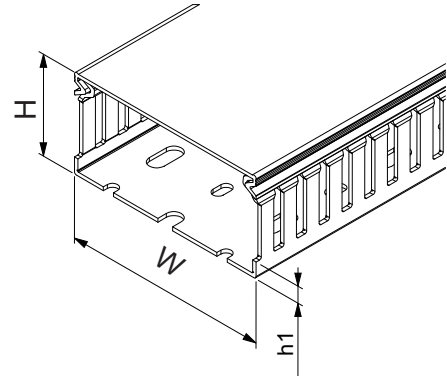
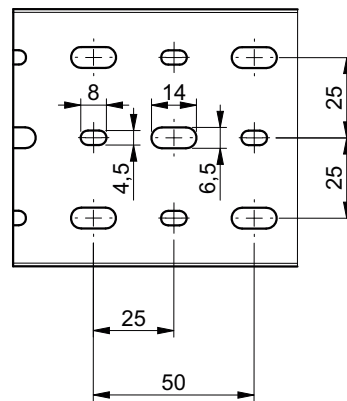
GN-A6/4 LF

H = 30 mm
H = 40 mm

W 25, 30, 40, 60 mm

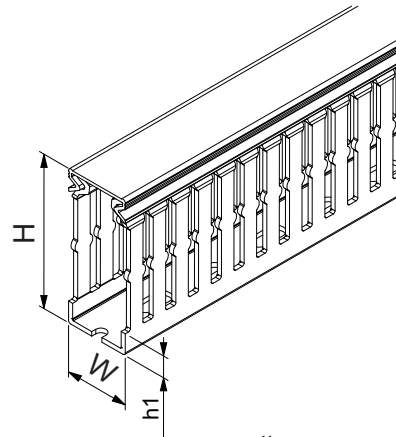
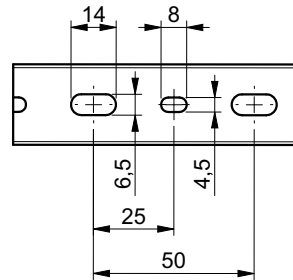
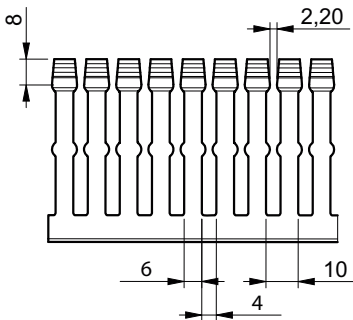


W 80, 100 mm

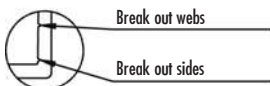
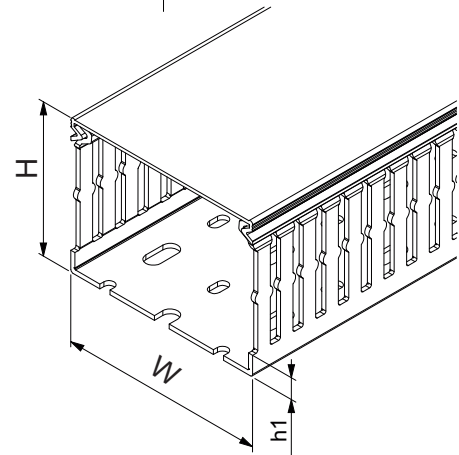
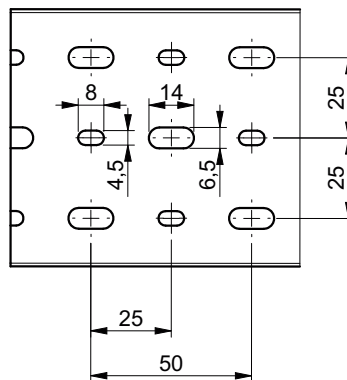


H = 60 mm
H = 80 mm
H = 100 mm

W 25, 30, 40, 60 mm



W 80, 100, 120, 150 mm



Base punching to NF EN 50085

H (mm)	30	40	60	80	100
h1 (mm)	5	7	9	11	16

Cable trunking SES® with slots and base punching

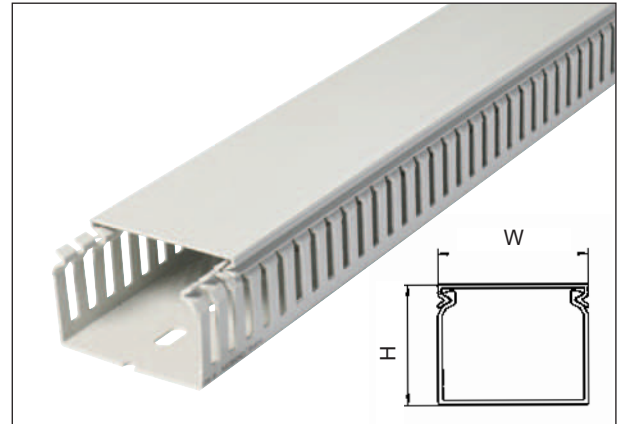


GN-HF-A6/4




GN-HF-A6/4

Material: PC/ABS
Colour: light grey RAL7035
Operating temperatures: -25 to +90°C
Volume resistivity: 10¹⁵ Ω.cm
Dielectric strength: 35kV/mm
Flame resistance: V0 UL94
Specifications: EN 45545-2 halogen free
Standard length: 2 meters
Double sided adhesive: upon request
Minimum delivery: 1 complete pack (with lids)



type	trunking (2 m) art. no.	m	ext. dimensions		filling capacity		lids (alone) art. no.	m
			H mm	L mm	no. of cables (2.5 mm ² per per trunking	weight per metre g/m		
GN-HF-A6/4 30 x 30	0850 0133 025	48	30	30	21	644	0850 0505 025	24
GN-HF-A6/4 40 x 25	0850 0141 025	48	40	25	23	698	0850 0500 025	48
GN-HF-A6/4 40 x 40	0850 0142 025	32	40	40	42	1253	0850 0510 025	24
GN-HF-A6/4 40 x 60	0850 0143 025	24	40	60	66	1992	0850 0520 025	24
GN-HF-A6/4 40 x 80	0850 0144 025	24	40	80	91	2732	0850 0530 025	24
GN-HF-A6/4 60 x 25	0850 0151 025	48	60	25	36	1074	0850 0500 025	48
GN-HF-A6/4 60 x 40	0850 0152 025	32	60	40	64	1925	0850 0510 025	24
GN-HF-A6/4 60 x 60	0850 0153 025	24	60	60	102	3060	0850 0520 025	24
GN-HF-A6/4 60 x 80	0850 0154 025	16	60	80	140	4195	0850 0530 025	24
GN-HF-A6/4 80 x 25	0850 0161 025	24	80	25	48	1435	0850 0500 025	48
GN-HF-A6/4 80 x 40	0850 0162 025	24	80	40	86	2586	0850 0510 025	24
GN-HF-A6/4 80 x 60	0850 0163 025	24	80	60	137	4120	0850 0520 025	24
GN-HF-A6/4 80 x 80	0850 0164 025	16	80	80	188	5655	0850 0530 025	24
GN-HF-A6/4 80 x 100	0850 0165 025	12	80	100	240	7189	0850 0540 025	12
GN-HF-A6/4 100 x 30	0850 0170 025	32	100	30	75	2262	0850 0505 025	24
GN-HF-A6/4 100 x 60	0850 0172 025	16	100	60	129	3866	0850 0520 025	24



Cable trunking SES[®]
with slots and base punching

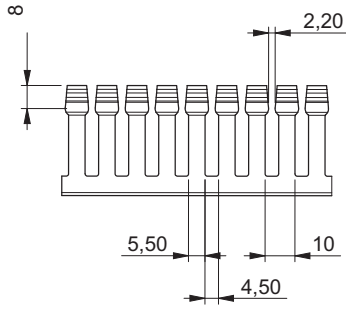


GN-HF-A6/4

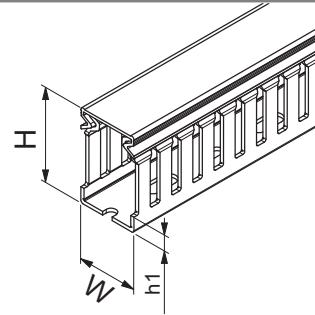
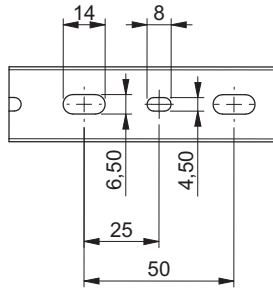


GN-HF-A6/4

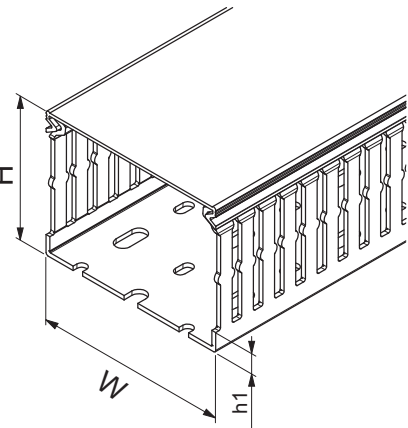
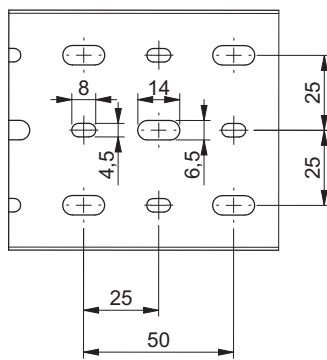
H = 30 mm
H = 40 mm



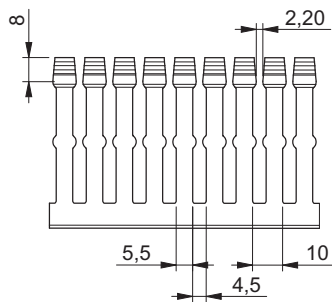
W 25, 30, 40, 60 mm



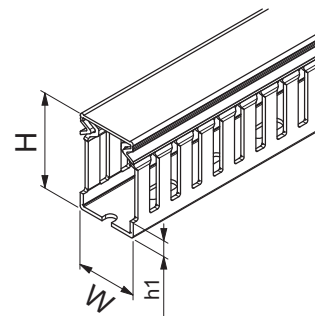
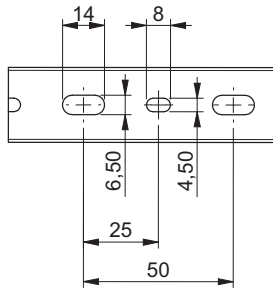
W 80 mm



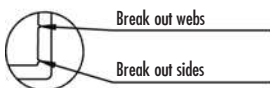
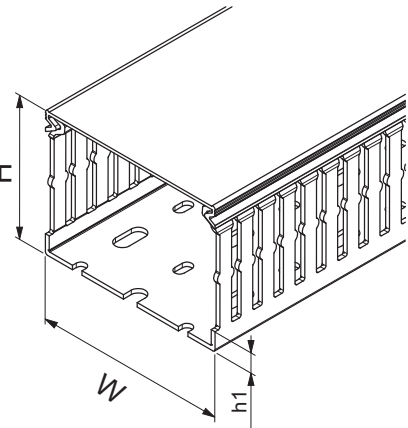
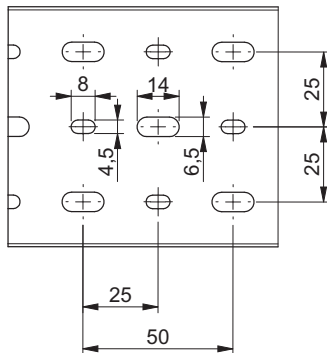
H = 60 mm
H = 80 mm
H = 100 mm



W 25, 30, 40, 60 mm



W 80, 100 mm



Base punching to NF EN 50085

H (mm)	30	40	60	80	100
h1 (mm)	4,3	6,5	8,3	10,3	15



Cable trunking SES® with slots and base punching



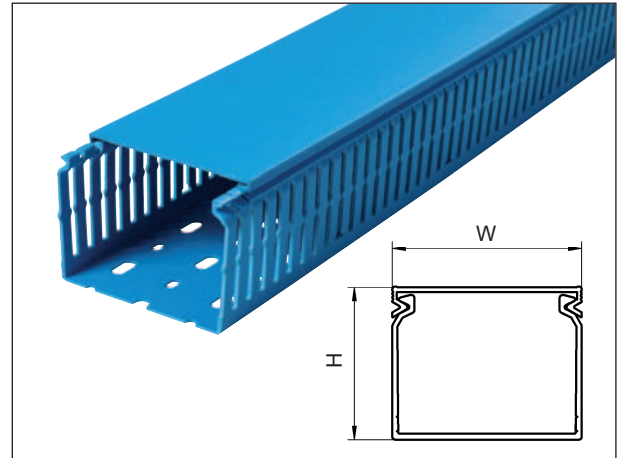
GN-A6/4

C US
Please contact us.




GN-A6/4 blue

Material: rigid PVC
Colour: light blue, RAL 5015
Operating temperatures: -5 to +65°C
Volume resistivity: 10¹⁵ Ω.cm
Dielectric strength: 15 kV/mm
Flame resistance: V0 UL94
Standard length: 2 meters
Double sided adhesive: upon request
Minimum delivery: 1 complete pack (with lids)
Application: Intrinsically safe area.



type	trunking (2 m) art. no.	m	ext. dimensions		filling capacity		lids (alone) art. no.	m
			H mm	L mm	no. of cables (2.5 mm ² per per trunking	weight per metre g/m		
GN-A6/4 30 x 25	0839 0131 083	60	30	25	17	502	0839 0500 083	48
GN-A6/4 40 x 25	0839 0141 083	48	40	25	23	698	0839 0500 083	48
GN-A6/4 40 x 30	0839 0146 083	36	40	30	29	878	0839 0505 083	24
GN-A6/4 40 x 40	0839 0142 083	32	40	40	42	1253	0839 0510 083	24
GN-A6/4 60 x 25	0839 0151 083	48	60	25	36	1074	0839 0500 083	48
GN-A6/4 60 x 30	0839 0157 083	40	60	30	46	1365	0839 0505 083	24
GN-A6/4 60 x 40	0839 0152 083	32	60	40	64	1925	0839 0510 083	24
GN-A6/4 60 x 60	0839 0153 083	24	60	60	102	3060	0839 0520 083	24
GN-A6/4 60 x 80	0839 0154 083	16	60	80	140	4195	0839 0530 083	24
GN-A6/4 80 x 25	0839 0161 083	24	80	25	48	1435	0839 0500 083	48
GN-A6/4 80 x 30	0839 0167 083	24	80	30	61	1833	0839 0505 083	24
GN-A6/4 80 x 40	0839 0162 083	24	80	40	86	2586	0839 0510 083	24
GN-A6/4 80 x 60	0839 0163 083	24	80	60	137	4120	0839 0520 083	24
GN-A6/4 80 x 80	0839 0164 083	16	80	80	188	5655	0839 0530 083	24
GN-A6/4 80 x 100	0839 0165 083	12	80	100	240	7189	0839 0540 083	12
GN-A6/4 80 x 120	0839 0166 083	16	80	120	291	8723	0839 0550 083	12
GN-A6/4 100 x 60	0839 0172 083	16	100	60	129	3866	0839 0520 083	24
GN-A6/4 100 x 80	0839 0173 083	16	100	80	177	5314	0839 0530 083	24
GN-A6/4 100 x 100	0839 0174 083	16	100	100	225	6763	0839 0540 083	12



Cable trunking SES®
with slots and base punching



GN-A6/4

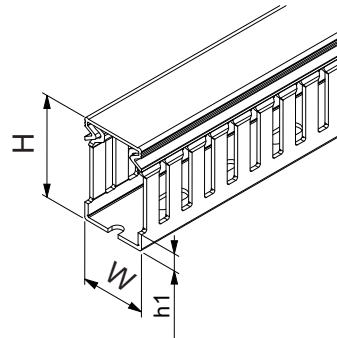
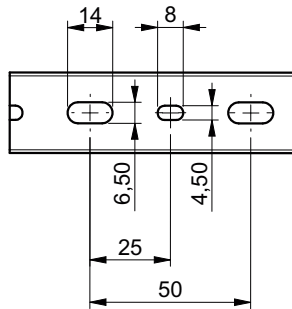
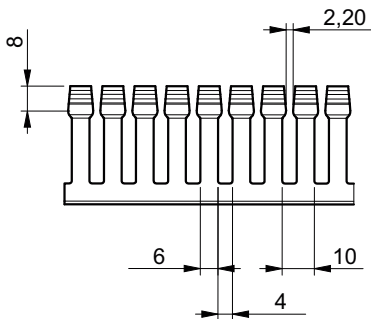
C US
Please contact us.



GN-A6/4 blue

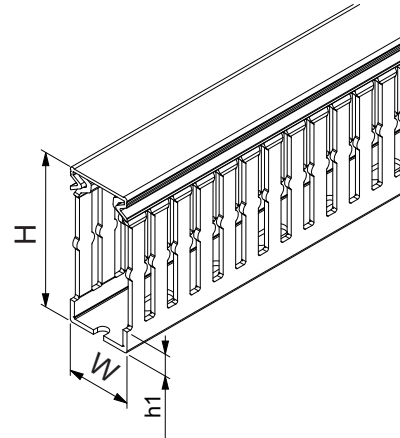
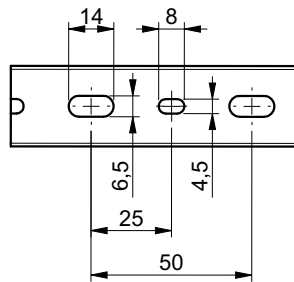
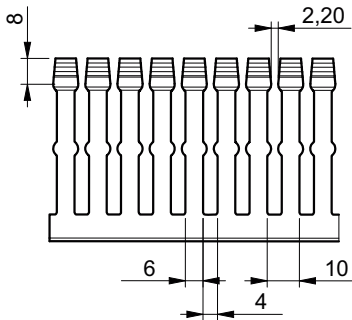
H = 30 mm
H = 40 mm

W 25, 30, 40 mm

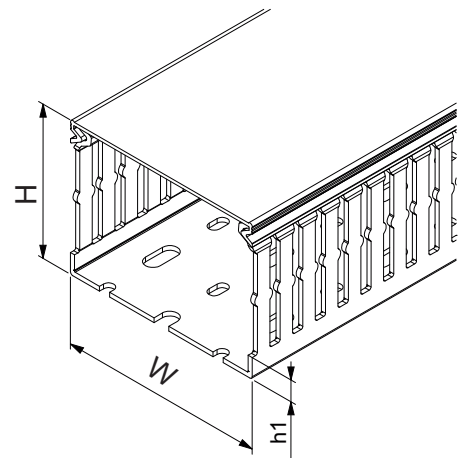
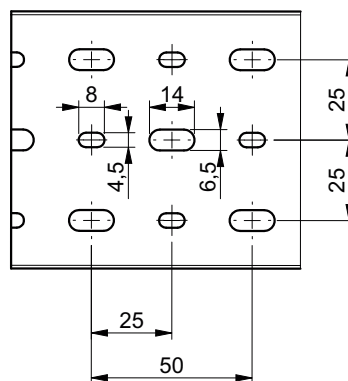
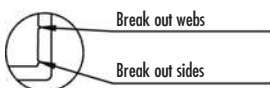


H = 60 mm
H = 80 mm
H = 100 mm

W 25, 30, 40, 60 mm



W 80, 100, 120 mm



Base punching to NF EN 50085


H (mm)	30	40	60	80	100
h1 (mm)	5	7	9	11	16



Cable trunking SES® with slots and base punching




GF-DIN-A7/5



GF-DIN-A7/5



Material:	Rigid PVC
Colours:	grey RAL7030 - black RAL 9005
Operating temperatures:	-5 to +65°C
Volume resistivity:	10 ¹⁵ Ω.cm
Dielectric strength:	15kV/mm
Flame resistance:	V0 UL94
Standard length:	2 meters
Double sided adhesive:	upon request
Minimum delivery:	1 complete pack (with lids)



Example for order:

Colours: 013 010

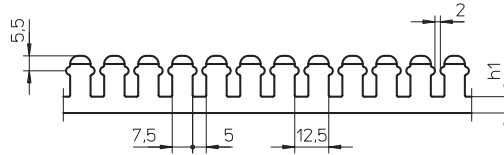
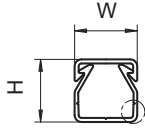
code group	detail article	code colour
0845	x x x x	x x x

type	trunking (2 m) art. no.	 m	ext. dimensions		filling capacity		lids (alone) art. no.	 m
			H mm	L mm	no. of cables (2.5 mm ²) per per trunking	weight per metre g/m		
GF-DIN-A7/5 25 x 25	0845 0031 ***	48	23	23	11	340	0845 0640 ***	48
GF-DIN-A7/5 37,5x 25	0845 0041 ***	48	35,5	23	20	587	0845 0640 ***	48
GF-DIN-A7/5 37,5x 37,5	0845 0051 ***	24	35,5	35,5	33	997	0845 0645 ***	24
GF-DIN-A7/5 37,5x 50	0845 0061 ***	24	35,5	48	47	1406	0845 0650 ***	24
GF-DIN-A7/5 50 x 25	0845 0131 ***	48	48	23	27	825	0845 0640 ***	48
GF-DIN-A7/5 50 x 37,5	0845 0141 ***	24	48	35,5	46	1 390	0845 0645 ***	24
GF-DIN-A7/5 50 x 50	0845 0151 ***	24	48	48	65	1 955	0845 0650 ***	24
GF-DIN-A7/5 50 x 75	0845 0152 ***	24	48	73	103	3 085	0845 0655 ***	24
GF-DIN-A7/5 50 x 100	0845 0153 ***	12	48	98	140	4 215	0845 0630 ***	12
GF-DIN-A7/5 50 x 125	0845 0154 ***	12	48	123	178	5 345	0845 0665 ***	12
GF-DIN-A7/5 75 x 25	0845 0211 ***	48	73	25	45	1 346	0845 0640 ***	48
GF-DIN-A7/5 75 x 37,5	0845 0221 ***	24	73	35,5	72	2 156	0845 0645 ***	24
GF-DIN-A7/5 75 x 50	0845 0231 ***	24	73	48	101	3 034	0845 0650 ***	24
GF-DIN-A7/5 75 x 75	0845 0241 ***	24	73	73	160	4 790	0845 0655 ***	24
GF-DIN-A7/5 75 x 100	0845 0251 ***	12	73	98	218	6 546	0845 0630 ***	12
GF-DIN-A7/5 75 x 125	0845 0261 ***	12	73	123	277	8 301	0845 0665 ***	12
GF-DIN-A7/5 100 x 50	0845 0286 ***	24	100	48	120	3 600	0845 0650 ***	24
GF-DIN-A7/5 100 x 75	0845 0296 ***	12	100	73	160	4 800	0845 0655 ***	24
GF-DIN-A7/5 100 x 100	0845 0268 ***	12	100	98	220	6 600	0845 0630 ***	12
GF-DIN-A7/5 100 x 150	0845 0269 ***	12	100	150	300	9 000	0845 0637 ***	12

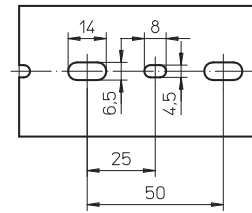


GF-DIN-A7/5

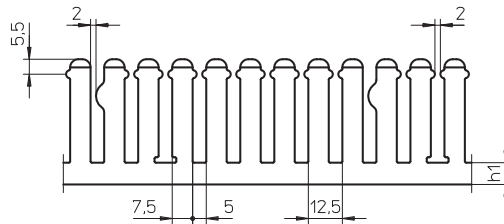
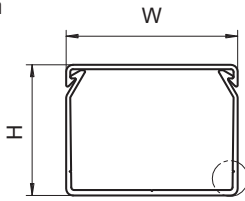
H = 25 mm



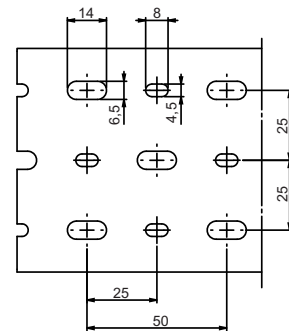
W = 25, 37,5 and 50 mm



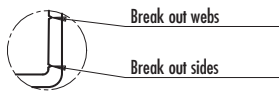
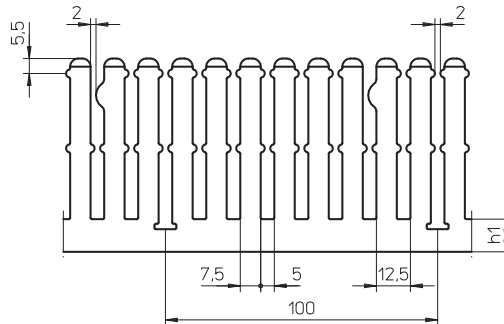
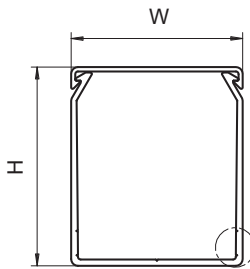
H = 37,5 mm
H = 50 mm



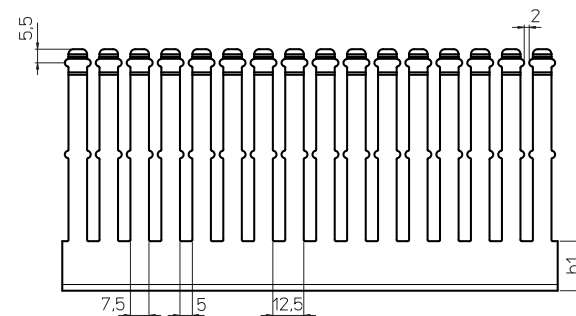
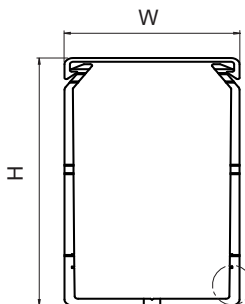
W = 75, 100, 125 and 150 mm



H = 75 mm



H = 100 mm



Base punching to NF EN 50085

H (mm)	25	37,5	50	75	100
h1 (mm)	5	7	9	11	20

Cable trunking SES® halogen free with slots and base punching

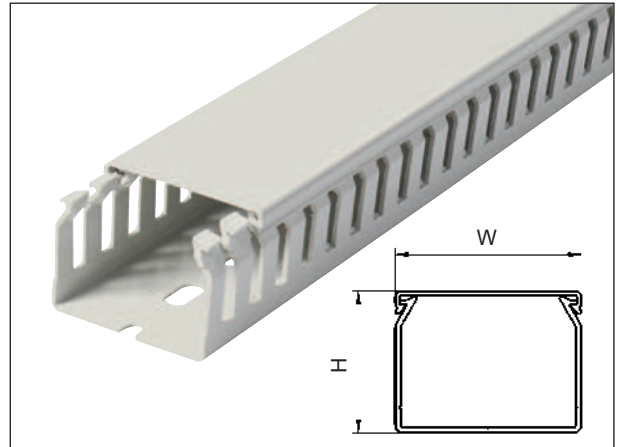




GF-DIN-SH-A7/5




GF-DIN-SH-A7/5

Material:	PC/ABS
Colour:	light grey RAL7035
Operating temperatures:	-25 to +90°C
Volume resistivity:	10 ¹⁵ Ω.cm
Dielectric strength:	35 kV/mm
Flame resistance:	V0 UL94
Specification:	EN 45545-2 halogen free
Standard length:	2 meters
Double sided adhesive:	upon request
Minimum delivery:	1 complete pack (with lids)



type	trunking (2 m) art. no.	 m	ext. dimensions		filling capacity		lids (alone) art. no.	 m
			H mm	L mm	no. of cables (2.5 mm ²) per per trunking	weight per metre g/m		
GF-DIN-SH-A7/5 25 x 25	0848 0031 013	48	23	23	11	340	0848 0640 013	12
GF-DIN-SH-A7/5 37,5x 25	0848 0041 013	48	35,5	23	20	587	0848 0640 013	12
GF-DIN-SH-A7/5 37,5x 37,5	0848 0051 013	24	35,5	35,5	33	997	0848 0645 013	12
GF-DIN-SH-A7/5 37,5x 50	0848 0053 013	24	35,5	48	47	1406	0848 0650 013	12
GF-DIN-SH-A7/5 50 x 25	0848 0131 013	48	48	23	27	825	0848 0640 013	12
GF-DIN-SH-A7/5 50 x 37,5	0848 0141 013	24	48	35,5	46	1 390	0848 0645 013	12
GF-DIN-SH-A7/5 50 x 50	0848 0151 013	24	48	48	65	1 955	0848 0650 013	12
GF-DIN-SH-A7/5 50 x 75	0848 0152 013	24	48	73	103	3 085	0848 0655 013	12
GF-DIN-SH-A7/5 50 x 100	0848 0153 013	12	48	98	140	4 215	0848 0660 013	12
GF-DIN-SH-A7/5 75 x 25	0848 0211 013	48	73	23	45	1 346	0848 0640 013	12
GF-DIN-SH-A7/5 75 x 37,5	0848 0221 013	24	73	35,5	72	2 156	0848 0645 013	12
GF-DIN-SH-A7/5 75 x 50	0848 0231 013	24	73	48	101	3 034	0848 0650 013	12
GF-DIN-SH-A7/5 75 x 75	0848 0241 013	24	73	73	160	4 790	0848 0655 013	12
GF-DIN-SH-A7/5 75 x 100	0848 0251 013	12	73	98	218	6 546	0848 0660 013	12
GF-DIN-SH-A7/5 75 x 125	0848 0261 013	12	73	123	277	8 301	0848 0665 013	12



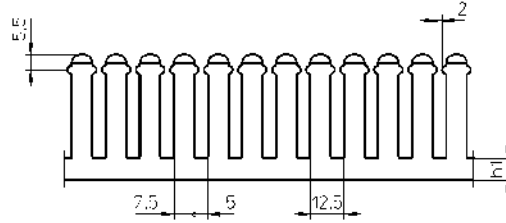
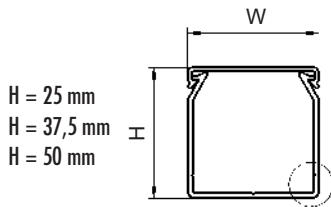
Cable trunking SES®
with slots and base punching



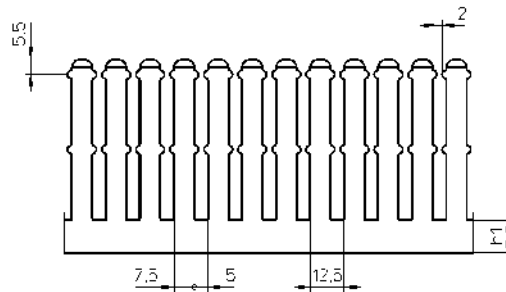
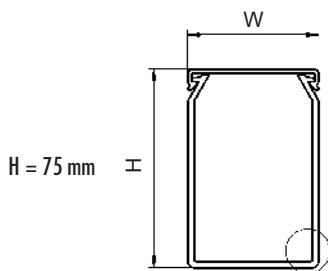
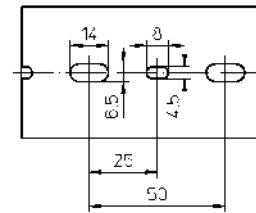
GF-DIN-SH-A7/5



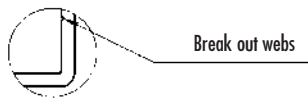
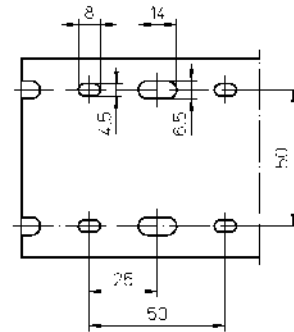
GF-DIN-SH-A7/5



W = 25, 37,5 and 50 mm



W = 75, 100 and 125 mm



Base punching to DIN 43659

H (mm)	25	37,5	50	75
h1 (mm)	6	8	8	12

Cable trunking SES® with slots and base punching

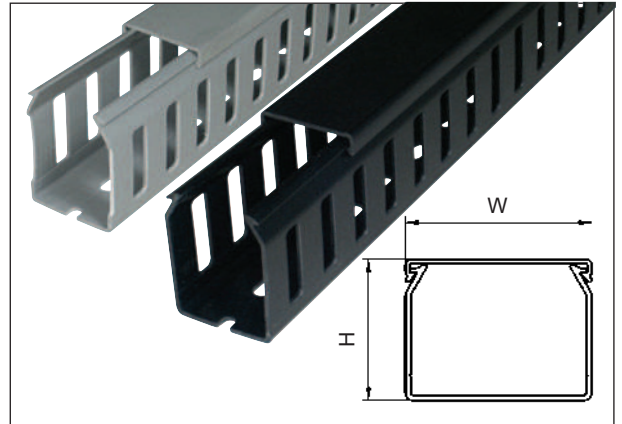


GF-DIN-C-A12/8



GF-DIN-C-A12/8



Material:	Rigid PVC
Colour:	grey RAL7030 - black RAL9005
Operating temperatures:	-5 to +65°C
Volume resistivity:	10 ¹⁵ Ω.cm
Dielectric strength:	15 kV/mm
Flame resistance:	V0 UL94
Standard length:	2 meters
Double sided adhesive:	upon request
Minimum delivery:	1 complete pack (with lids)




Example for order:

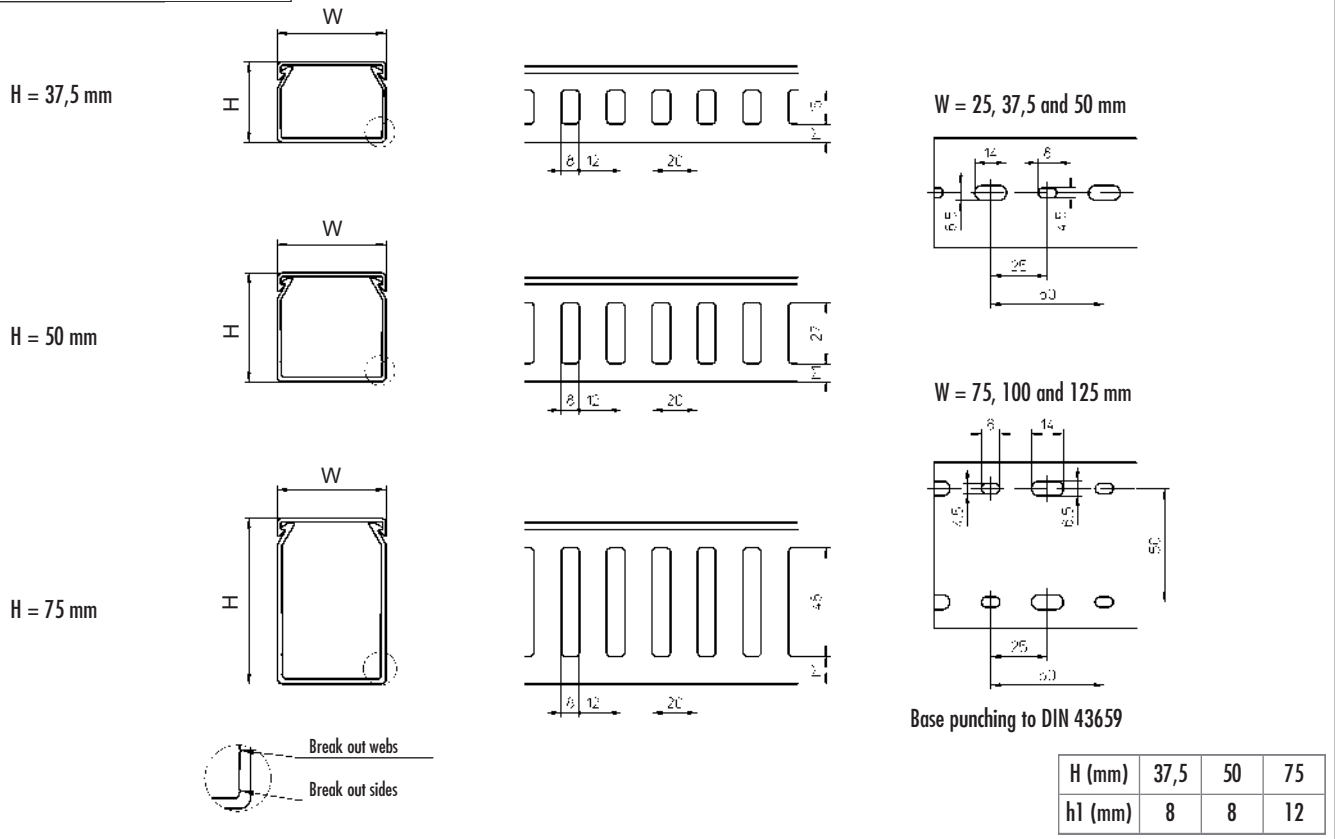
Colours: 013 grey 010 black

code group	detail article	code colour
0845	xxxxxx	xxxx

type	trunking (2 m) art. no.	 m	ext. dimensions		filling capacity		lids (alone)		
			H mm	L mm	no. of cables (2.5 mm ²) per per trunking	weight per metre g/m	art. no.	 m	
GF-DIN-C-A12/8	37,5x 25	0845 0046 ***	48	35,5	23	20	587	0845 0640 ***	48
GF-DIN-C-A12/8	37,5x 37,5	0845 0056 ***	24	35,5	35,5	33	997	0845 0645 ***	24
GF-DIN-C-A12/8	37,5x 50	0845 0066 ***	24	35,5	48	47	1406	0845 0650 ***	24
GF-DIN-C-A12/8	50 x 25	0845 0136 ***	48	48	23	27	825	0845 0640 ***	48
GF-DIN-C-A12/8	50 x 37,5	0845 0146 ***	24	48	35,5	46	1 390	0845 0645 ***	24
GF-DIN-C-A12/8	50 x 50	0845 0166 ***	24	48	48	65	1 955	0845 0650 ***	24
GF-DIN-C-A12/8	50 x 75	0845 0167 ***	24	48	73	103	3 085	0845 0655 ***	24
GF-DIN-C-A12/8	50 x100	0845 0168 ***	12	48	98	140	4 215	0845 0630 ***	12
GF-DIN-C-A12/8	50 x125	0845 0169 ***	12	48	123	178	5 345	0845 0665 ***	12
GF-DIN-C-A12/8	75 x 25	0845 0216 ***	48	73	25	45	1 346	0845 0640 ***	48
GF-DIN-C-A12/8	75 x 37,5	0845 0226 ***	24	73	35,5	72	2 156	0845 0645 ***	24
GF-DIN-C-A12/8	75 x 50	0845 0236 ***	24	73	48	101	3 034	0845 0650 ***	24
GF-DIN-C-A12/8	75 x 75	0845 0246 ***	24	73	73	160	4 790	0845 0655 ***	24
GF-DIN-C-A12/8	75 x100	0845 0256 ***	12	73	98	218	6 546	0845 0630 ***	12
GF-DIN-C-A12/8	75 x125	0845 0266 ***	12	73	123	277	8 301	0845 0665 ***	12



GF-DIN-C-A12/8



Cable trunking SES® with slots and base punching



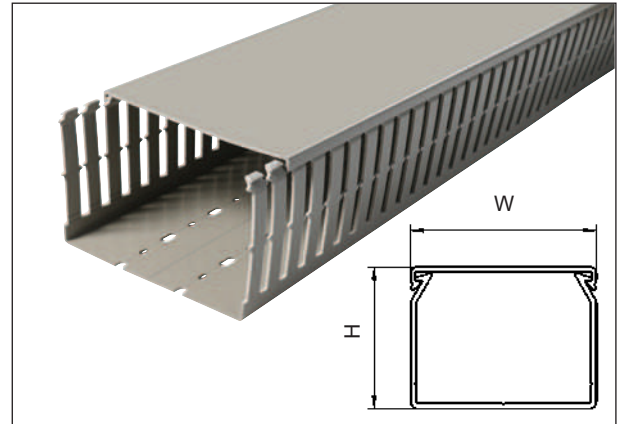
GF-A12/8



C **UL** **US**
Please contact us.





GF-A12/8

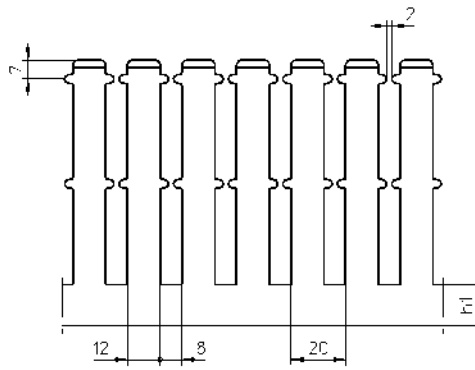
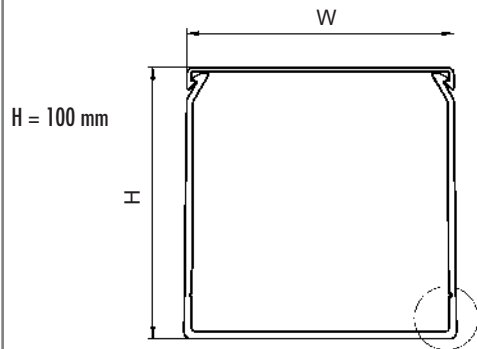
Material: rigid PVC
Colour: grey RAL7030
Operating temperatures: -5 to +65°C
Volume resistivity: $10^{15} \Omega \cdot \text{cm}$
Dielectric strength: 15 kV/mm
Flame resistance: V0 UL94
Standard length: 2 meters
Double sided adhesive: upon request
Minimum delivery: 1 complete packing (with lids)
Applications: used with cable of large diameter



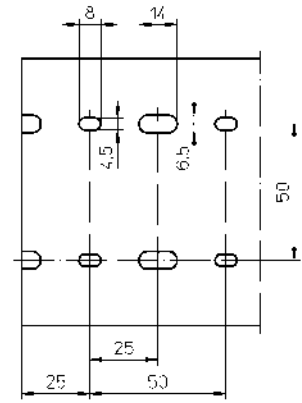
type	trunking (2 m) art. no.	 m	ext. dimensions		filling capacity		lids (alone)	
			H mm	L mm	no. of cables (2.5 mm ² per per trunking	weight per metre g/m	art. no.	 m
GF-A12/8 100 x 100	0845 0276 013	12	100	100	220	6 600	0845 0630 013	12
GF-A12/8 100 x 150	0845 0273 013	12	100	150	300	9 000	0845 0636 013	12



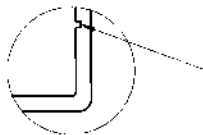
GF-A12/8



W = 100 and 150 mm



Base punching to DIN 43659




Break out webs

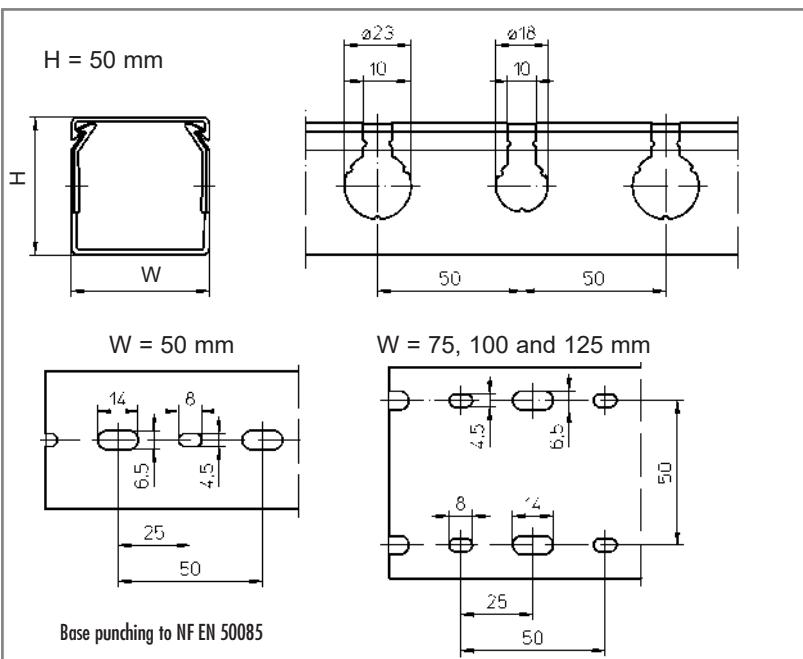
H (mm)	100
h1 (mm)	15

GF-DIN-PPDA


Material: Rigid PVC
Colour: grey RAL7030
Operating temperatures: -5 to +65°C
Volume resistivity: 10¹⁵ Ω.cm
Dielectric strength: 15kV/mm
Flame resistance: V0 UL94
Standard length: 2 meters
Double sided adhesive: upon request
Minimum delivery: 1 complete packing (with lids)



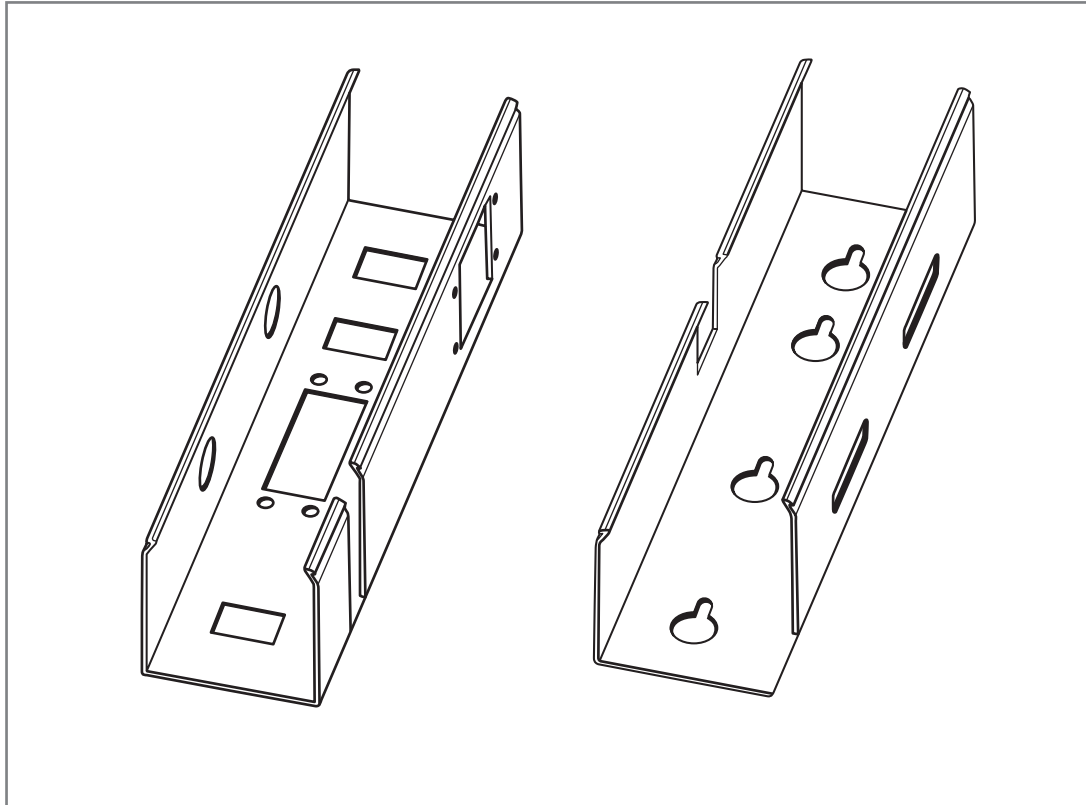
type	trunking (2 m) art. no.	ext. dimensions			no. of cables (2.5 mm ²) per trunking	filling capacity		lids (alone) art. no.	m
		H mm	L mm	weight per metre g/m					
GF-DIN-PPDA 50 x 50	0845 0713 013	48	48	24	65	1955	0845 0650 ***	24	
GF-DIN-PPDA 50 x 75	0845 0714 013	48	73	24	103	3085	0845 0655 ***	24	
GF-DIN-PPDA 50 x 100	0845 0715 013	48	98	12	140	4215	0845 0630 ***	12	
GF-DIN-PPDA 50 x 125	0845 0716 013	48	123	12	178	5345	0845 0665 ***	12	



Slots are intended for ICO conduits N. 13 and N. 16 according to standard NF C 68-133.



Semi-standard products - available only upon request



On request SES-STERLING can quote you for special cable trunking for example:

 cable trunking with special slots and base punching

 cable trunking in special lengths

Punching possible for all standard cable trunking. On request SES-STERLING will develop new cable trunking with special profiles.

Please **send us your inquiry** with illustrations as well as quantity, colour and material required.

Article number: 0845 0999 000

Transparent lids for GN, GF-DIN and GF cable trunkings



GN - GF-DIN - GF



Lids

New


Material: hard PVC
Colour: transparent
Operating temperatures: -20 to +60°C
Dielectric strength: 15kV/mm
Specifications: V0 UL94
Standard length: 1 meter

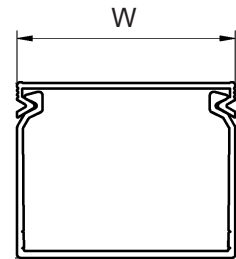
Application: The transparent lids are designed for use with our GN-A6/4, GF-DIN-A7/5, GF-DIN-C-A12/8, GF-A12/8, GF-DIN-PPDA and GN-S cable trunking.

The transparency of the lids allows visibility and control of the integrity of the cables, particularly in the event of risk of intrusion by pests (rodents, etc.) without removing the lids.





• Lids GN

type	article number	W mm	 m
GN 25	0839 1500 011	25	4
GN 30	0839 1505 011	30	4
GN 40	0839 1510 011	40	4
GN 60	0839 1520 011	60	4
GN 80	0839 1530 011	80	4
GN 100	0839 1540 011	100	4
GN 120	0839 1550 011	120	4
GN 150	0839 1560 011	150	4




• Lids GF-DIN and GF


type	article number	W mm	 m
GF-DIN 25	0845 1640 011	23	4
GF-DIN 37,5	0845 1645 011	35,5	4
GF-DIN 50	0845 1650 011	48	4
GF-DIN 75	0845 1655 011	73	4
GF-DIN 100 & GF 100	0845 1630 011	98	4
GF-DIN 125	0845 1665 011	123	4
GF-DIN 150 & GF 150	0845 1637 011	150	4



C1/1-01 C1/1-03 : GN-A6/4




C1/2-01 : GF-DIN-A7/5



C1/2-05 : GF-DIN-C-A12/8



C1/3-01 : GF-A12/8



C1/5-01 : GF-DIN-PPDA



C2/1-01 : GN-S



For a fast cut of our conduit trunking,
SES-STERLING offers a selection of **special tools**.




DC 125 cutter for trunking
0518 0960 000
C3/7-01



DX-110 cutter for trunking
0518 0918 000
D4/6-01



DK-55 cutting tool
0518 0955 000
D4/6-01




DK-60 nibbling tool
0518 0920 000
D4/6-01



C2

Cable trunking plain



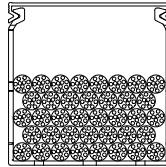


• Cable trunking:

Page	Type	Height in mm	Width in mm	Base punching	Specification
• C2/1	GN-S LF	30-40-60-80-100	25-40-60-80-100-120	yes	
	GN-HF-S	30-40-60-80	30-40-60	yes	
• C2/2	GF-DIN-SH-S	25-37,5-50-75	25-37,5-50-75-100-125	yes	

Filling capacity to UL1565

Number of cables (2.5 mm²) and indicative weight of cables when the cable duct is 50% full.



• Accessories:

Page				
• C1/6	Transparent lids 			
• C3/1	PLIO rivets and SES-GO rivet punch 	PLIO-GZ lock studs 	PLIO-GZ clamping bracket 	PLIOBANDE double sided adhesive tape

Cable trunking SES® plain and with base punching

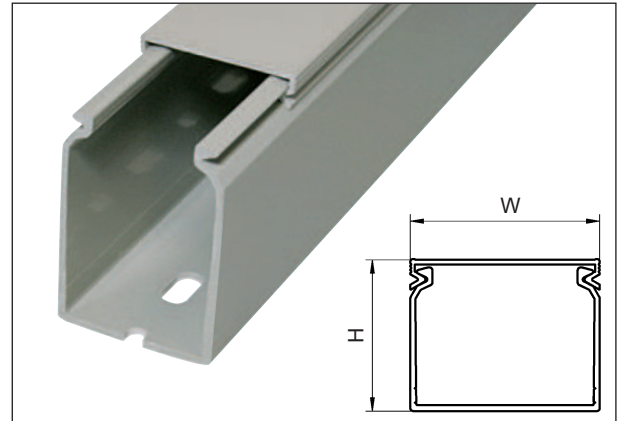




GN-S LF



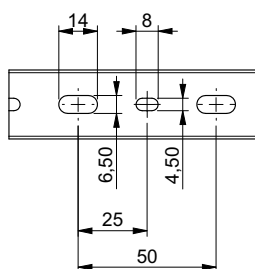
GN-S LF

Material:	Rigid PVC
Colour:	grey RAL7030
Operating temperatures:	-5 to +65°C
Density:	1,56
Volume resistivity:	10 ¹⁵ Ω.cm
Dielectric strength:	15 kV/mm
Flame resistance:	V0 UL94
Standard length:	2 meters
Double sided adhesive tape:	on request
Minimum quantity:	1 complete pack (incl. lids)

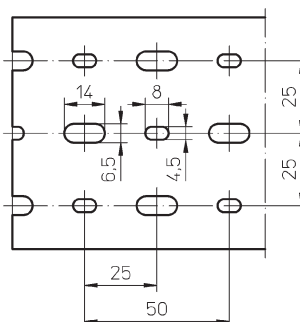


type	trunking (2 m) art. no.	 m	ext. dimensions		filling capacity		lids (alone)		
			H mm	L mm	no. of cables (2.5 mm ² per per trunking	weight per metre g/m	art. no.	 m	
GN-S	30 x 25	0839 0031 013	60	30	25	17	502	0839 0500 013	48
GN-S	30 x 40	0839 0032 013	36	30	40	30	909	0839 0510 013	24
GN-S	40 x 25	0839 0041 013	48	40	25	23	698	0839 0500 013	48
GN-S	40 x 40	0839 0042 013	32	40	40	42	1253	0839 0510 013	24
GN-S	40 x 60	0839 0043 013	24	40	60	66	1992	0839 0520 013	24
GN-S	40 x 80	0839 0044 013	24	40	80	91	2732	0839 0530 013	24
GN-S	40 x 100	0839 0045 013	12	40	100	116	3472	0839 0540 013	12
GN-S	60 x 25	0839 0051 013	48	60	25	36	1074	0839 0500 013	48
GN-S	60 x 40	0839 0052 013	32	60	40	64	1925	0839 0510 013	24
GN-S	60 x 60	0839 0053 013	24	60	60	102	3060	0839 0520 013	24
GN-S	60 x 80	0839 0054 013	16	60	80	140	4195	0839 0530 013	24
GN-S	60 x 100	0839 0055 013	16	60	100	178	5330	0839 0540 013	12
GN-S	60 x 120	0839 0056 013	12	60	120	216	6465	0839 0550 013	12
GN-S	80 x 25	0839 0061 013	24	80	25	48	1435	0839 0500 013	48
GN-S	80 x 40	0839 0062 013	24	80	40	86	2586	0839 0510 013	24
GN-S	80 x 60	0839 0063 013	24	80	60	137	4120	0839 0520 013	24
GN-S	80 x 80	0839 0064 013	16	80	80	188	5655	0839 0530 013	24
GN-S	80 x 100	0839 0065 013	12	80	100	240	7189	0839 0540 013	12
GN-S	80 x 120	0839 0066 013	16	80	120	291	8723	0839 0550 013	12
GN-S	100 x 40	0839 0071 013	24	100	40	107	3222	0839 0510 013	24
GN-S	100 x 60	0839 0072 013	16	100	60	129	3866	0839 0520 013	24
GN-S	100 x 80	0839 0073 013	16	100	80	177	5314	0839 0530 013	24
GN-S	100 x 100	0839 0074 013	16	100	100	225	6763	0839 0540 013	12

W = 25, 40 and 60 mm




W = 80, 100 and 120 mm



Base punching to
NF EN 50085

 C1/6-01



Cable trunking SES® plain and with base punching

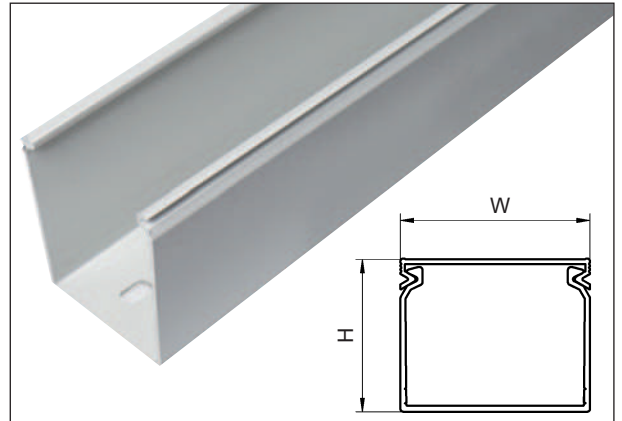




GN-HF-S



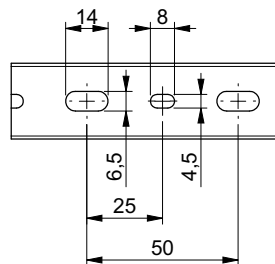
GN-HF-S

Material:	PC/ABS
Colour:	light grey RAL7035
Operating temperatures:	-25 to +90°C
Volume resistivity:	10 ¹⁵ Ω.cm
Dielectric strength:	35 kV/mm
Flame resistance:	V0 UL94
Specifications:	EN 45545-2 halogen free
Standard length:	2 meters
Double sided adhesive tape:	on request
Minimum quantity:	1 complete pack (incl. lids)



											
GN-HF-S	30 x 30	0850 0033 025	48	30	30	21	644	0850 0505 025	24		
GN-HF-S	40 x 40	0850 0042 025	32	40	40	42	1253	0850 0510 025	24		
GN-HF-S	40 x 60	0850 0043 025	24	40	60	66	1992	0850 0510 025	24		
GN-HF-S	60 x 40	0850 0052 025	32	60	40	64	1925	0850 0520 025	24		
GN-HF-S	80 x 40	0850 0062 025	24	80	40	86	2586	0850 0520 025	24		

W 30, 40, 60 mm



Base punching to
NF EN 50085

Cable trunking SES® plain and with base punching

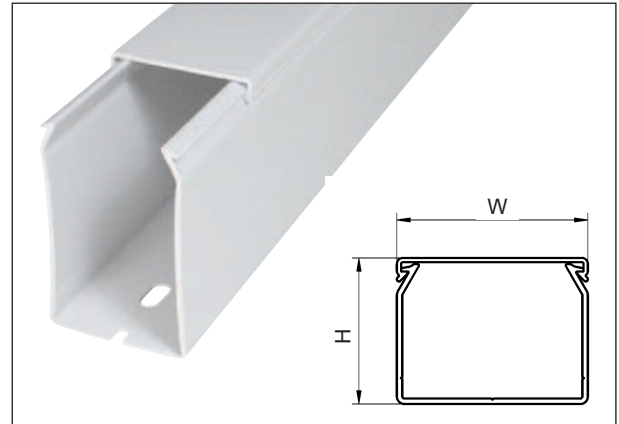




GF-DIN-SH-S



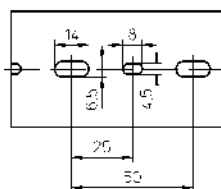
GF-DIN-SH-S

Material:	PC/ABS
Colour:	light grey RAL7035
Operating temperatures:	-25 to +90°C
Volume resistivity:	10 ¹⁵ Ω.cm
Dielectric strength:	35 kV/mm
Flame resistance:	V0 UL94
Specifications:	EN 45545-2 halogen free
Standard length:	2 meters
Double sided adhesive tape:	on request
Minimum quantity:	1 complete pack (incl. lids)

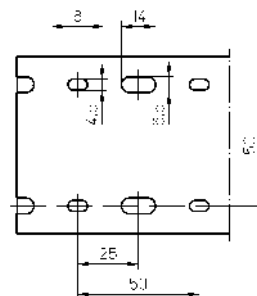


type	trunking (2 m) art. no.	 m	ext. dimensions		filling capacity		lids (alone)	
			H mm	L mm	no. of cables (2.5 mm ² per per trunking	weight per metre g/m	art. no.	 m
GF-DIN-SH-S 25 x 25	0848 0331 013	48	23,0	23,0	11	340	0848 0640 013	12
GF-DIN-SH-S 37,5x 25	0848 0341 013	48	35,5	23,0	20	587	0848 0640 013	12
GF-DIN-SH-S 37,5x 37,5	0848 0351 013	24	35,5	35,5	33	997	0848 0645 013	12
GF-DIN-SH-S 50 x 25	0848 0431 013	48	48,0	23,0	27	825	0848 0640 013	12
GF-DIN-SH-S 50 x 37,5	0848 0441 013	24	48,0	35,5	46	1390	0848 0645 013	12
GF-DIN-SH-S 50 x 50	0848 0451 013	24	48,0	48,0	65	1955	0848 0650 013	12
GF-DIN-SH-S 50 x 75	0848 0452 013	24	48,0	73,0	103	3085	0848 0655 013	12
GF-DIN-SH-S 50 x100	0848 0453 013	12	48,0	98,0	140	4215	0848 0660 013	12
GF-DIN-SH-S 75 x 25	0848 0511 013	48	73,0	23,0	45	1346	0848 0640 013	12
GF-DIN-SH-S 75 x 37,5	0848 0521 013	24	73,0	35,5	72	2156	0848 0645 013	12
GF-DIN-SH-S 75 x 50	0848 0531 013	24	73,0	48,0	101	3034	0848 0650 013	12
GF-DIN-SH-S 75 x 75	0848 0541 013	24	73,0	73,0	160	4790	0848 0655 013	12
GF-DIN-SH-S 75 x100	0848 0551 013	12	73,0	98,0	218	6546	0848 0660 013	12
GF-DIN-SH-S 75 x125	0848 0561 013	12	73,0	123,0	277	8301	0848 0665 013	12

W = 25, 37,5 and 50 mm



W = 75, 100 and 125 mm



Base punching to DIN 43659

 C3/1-01





C3/1-02





C3

Accessories for cable trunking





At your disposal, a whole range of accessories that allow you to:

- **fasten the trunking** temporarily or permanently,
- **keep cables** secure in the trunking before fixing the lid,
- **identify** your trunking,
- **cut** trunking at true angles.

page

- C3/1-01 **Rivets PLIO and rivet punches SES-GO**
for quick fastening of trunking and other products.



- **Lock stud PLIO-GZ**
for fast fixing of trunking GK to base plates or aluminium profiles.



- C3/1-02 **Clamping bracket PLIO-GZ**
for clamping to rails, profiles or perforated base plates.



- **PLIOBANDE double sided adhesive tape**
for temporary fastening of trunking.




- C3/5-01 **Retaining clip PLIO-GX**
stops cables from falling and allows the lids a better hold.




- **Bridging clip PLIO-GX**
keeps cable secure in the trunking and allows complete or partial change of cabling at any time without removal of clip.



- C3/5-02 **Retaining clips BR-GN and BR-GF-DIN**
for keeping cables secure in the trunking while fixing them.



- C3/6-01 **Label holder PLIO**
to identify cable outlets.



- C3/7-01 **Cutter DC 125**
for fast cutting of trunking at true angles.



Accessories for cable trunking

Rivets PLIO® and rivet punches SES®

Lock stud PLIO®




PLIO®



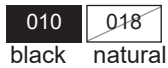
PLIO GT & GS

Material: POM / PA6.6 / PA12
Colours: black - natural
Operating temperatures: -40 to +90°C / +85°C / +60°C
Application: for quick fastening of trunking and other products.



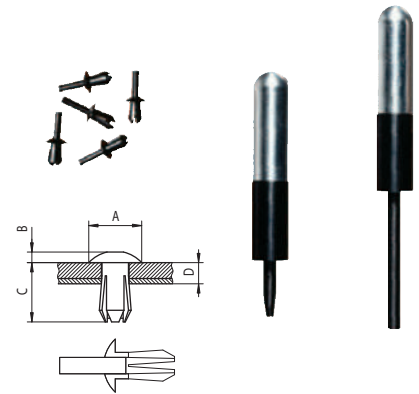
Example for order:

Colours:



code group	detail article	code colour
0635	0xxx	xxx

type	article number	bore Ø mm	riveting thickness (D) mm	material	dimensions (mm)			pcs
					A	B	C	
PLIO-GT rivets								
GT 32	0635 0002 xxx	3,2	3 - 4	POM	4,8	1,3	6,2	100
GT 35	0635 0003 xxx	3,5	4 - 5	POM	7	1,5	8,4	100
GT 50	0635 0001 xxx	5	5 - 6	PA 12	10	2	11	100
GT 62	0635 0004 xxx	6,2	5 - 6	PA 12	10	2	12	100

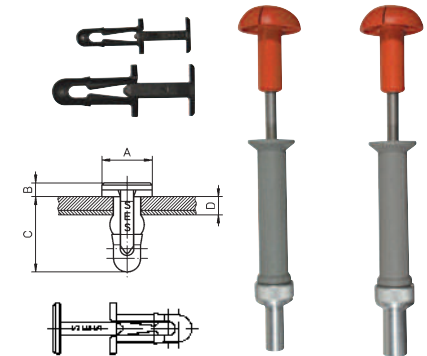


SES-GO rivet punch for PLIO-GT rivet

GO-1	0412 0001 000	for GT 32 & GT 35 rivets	1
GO-2	0412 0002 000	for GT 50 & GT 62 rivets	1

PLIO-GS rivets (very good resistance against elongation)

GS 40	0635 0011 xxx	4	3 - 6	PA6.6	7,5	2,5	13,2	100
GS 60	0635 0012 xxx	6	3 - 6	PA6.6	11	3	16,5	100



SES-GO rivet punch for PLIO GS rivet


GO-3	0412 0003 000	for GS 40 rivet	1
GO-4	0412 0004 000	for GS 60 rivet	1

PLIO GZ-01

Material: polyamide 12
Colour: black
Operating temperatures: -40 to +60°C
Specification: HB UL94
Application: for a fast fixing of our GN and GF trunking on base plates or aluminium profiles.



type	article number	pcs
GZ-01	0845 0901 xxx	100



Accessories for cable trunking
PLIO® clamping bracket
PLIOBANDE double sided adhesive tape



PLIO®




PLIO GZ-02


Material: polyamide 6.6
Colour: black
Operating temperatures: -40 to +80°C
Specification: V0 UL94
Application: for clamping cable trunking to:
 - metallic rail DIN 35 x 7,5
 - rail 35 X 15 mm to NF EN 50022
 - combined profile TE AMI-ED 20
 - perforated base plate or similar



type	article number	 pces
Clamping bracket PLIO		
GZ-02	0845 0902 010	20



clamped to perforate plate




clamped to DIN rail




easily dismantled with screwdriver

PLIOBANDE

Material: double sided adhesive tape with acryl adhesif modified
Thickness: +/- 0,12 mm
Operating temperatures: -40 to +120°C
Application: for temporary fastening of trunking.



The double-sided adhesive tape* is attached to the base of the trunking, which is then temporarily held in position until final attachment is performed with plastic rivets.

type	article number	width of the tape (mm)	 m
PLIOBANDE double-sided adhesive tape			
RA9	0650 0201 000	9	50
RA15	0650 0202 000	15	50
RA19	0650 0203 000	19	50
RA25	0650 0204 000	25	50
RA30	0650 0205 000	30	50
RA50	0650 0206 000	50	50

* **IMPORTANT** Good adhesion with our products is achieved by a smooth, clean, dry and perfectly degreased surface, in general, we recommend preliminary tests.

Accessories for cable trunking

PLIO® retaining clip

PLIO® bridging clip




PLIO®



PLIO GX-1 GX-2


Material: PP
Colour: grey
Operating temperatures: -25 to +70°C
Flame resistance: V2 UL94
Specifications: halogen free

Application: keeps cable in trunking.



The GX clips have following functions:

- keeping cables secured when trunking is mounted horizontally or vertically.
- ensuring easier lid fixing due to the oblique teeth supporting the trunking webs.
- easy assembly, the clip should be clamped between two webs on the appropriate trunking width.


type	artide number	width mm	length mm	thickness mm	for trunking height (mm)	 pces
GX-1 HF	0845 0917 013	9	147	2,5	≤ 75	50
GX-2 HF	0845 0918 013	9	147	2,5	80 - 100	50



PLIO GX

Material: PA halogen free
Colours: black
Operating temperatures: -40 to +100°C
Flame resistance: V0 UL94
Specification: halogen free


Application: keeps cable in GN-A6/4, GF-DIN-A7/5 and GF-A6/4 trunking.

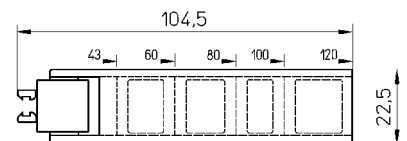
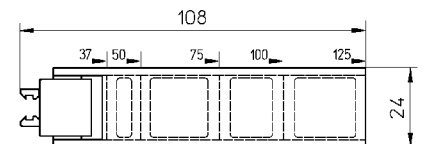


Clips are of universal use, they can be cut to the trunking width.

Allows complete or partial change of cabling at any time without removal of clip.

It is advisable to position clamps every 20/30 cm on the trunking, by alternating the fixing side (see picture).


type	artide number	width mm	length mm	for trunking series	for trunking height (mm)	 pces
GX-DIN-A7/5 HF	0845 0916 010	24	108	GF-DIN-A7/5 GF-DIN-SH-A7/5	25 ... 75	50
GX-A6/4 HF	0845 0915 010	22,5	105	GN-A6/4 GN-HF-A6/4	42 ... 80 60	50



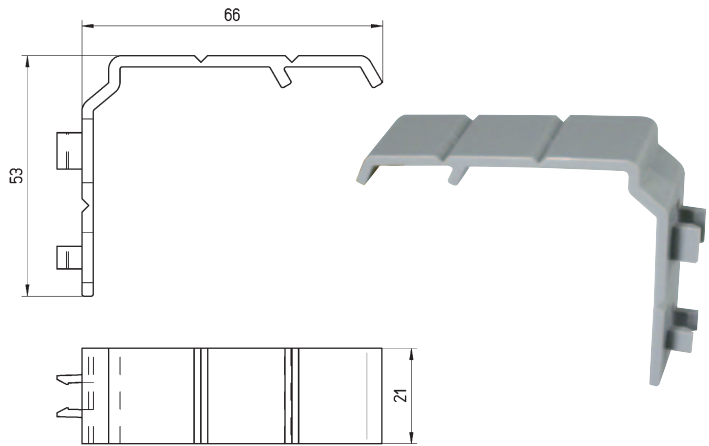
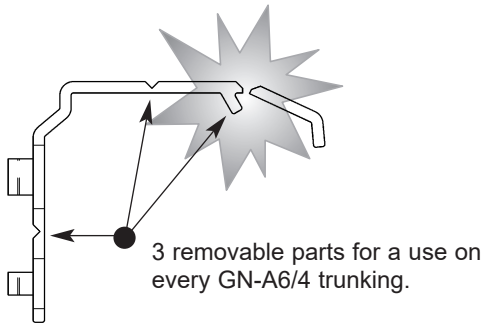
BR-GN

Material: PS
Colour: grey
Operating temperatures: -40 to +70°C
Flame resistance: V2 UL94

Application: keeps cables in GN trunking.
 Thanks to its design, this retaining clip is usable on every GN-A6/4 trunking.




type	article number	pcs
BR-GN	0839 0100 013	50



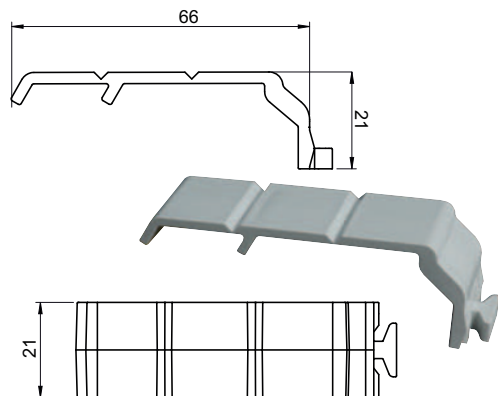
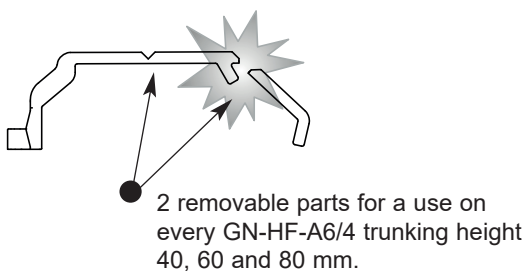
BR-GN-HF

Material: PC/ABS, flame retardant
Colour: light grey
Operating temperatures: -25 to +90°C
Specification: V0 UL94
 halogen free

Application: keeps cables in GN-HF-A6/4 trunking with a width of 30 mm or more and heights of 40, 60 and 80 mm. Easy and quick to use.



type	article number	pcs
BR-GN-HF	0850 0100 025	50





BR-GF-DIN


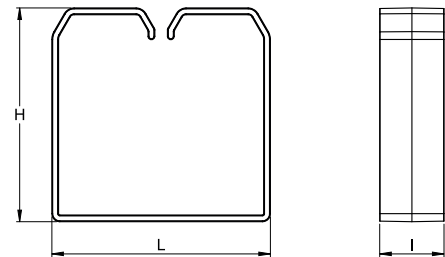
New

Material: ABS
Colour: grey
Operating temperatures: -40 to +70°C
Flame resistance: V0 UL94

Application: to hold cables in place when they are installed in GF-DIN type trunking. They can be used with slotted or solid trunking. Flanges are supplied as standard with adhesive tape on the bottom for quick, permanent installation.



type	article number	for trunking	H mm	L mm	I mm	 pces
BR-GF-DIN 50x50	0845 0930 013	GF-DIN-A7/5 50x50 GF-DIN-S 50x50	41,5	43	20	50
BR-GF-DIN 50x75	0845 0931 013	GF-DIN-A7/5 50x75 GF-DIN-S 50x75	41,5	68	20	50
BR-GF-DIN 50x125	0845 0932 013	GF-DIN-A7/5 50x125 GF-DIN-S 50x125	41,5	117	20	50
BR-GF-DIN 75x50	0845 0933 013	GF-DIN-A7/5 75x50 GF-DIN-S 75x50	66,5	43	20	50
BR-GF-DIN 75x75	0845 0934 013	GF-DIN-A7/5 75x75 GF-DIN-S 75x75	66,5	68	20	50
BR-GF-DIN 75x125	0845 0935 013	GF-DIN-A7/5 75x125 GF-DIN-S 75x125	66,5	117	20	50





PE-A6/4 - PE-A7/5

Material: label-holder: PC, transparent
label: white cardboard (included)


Operating temperatures: -40 to +120°C

Marking: by hand or by printer

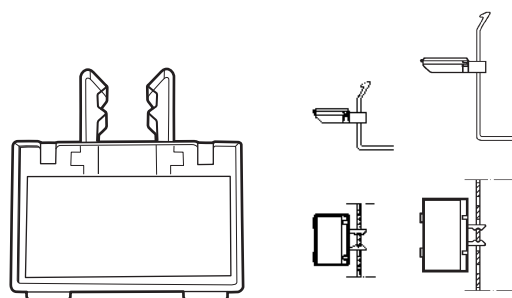
Application: to identify cable outlets.



PLIO® label holders are clipped onto the lateral slots of the trunking. Their one-piece design, with integrated locking cover, ensures that the labels to be marked are held and protected against external aggression.



type	article number	dimensions of the label (mm)	pcs
PE label holder for GN-A6/4 trunking			
PE-A6/4 26	0845 0912 018	25,5 x 13	50
PE-A6/4 38	0845 0913 018	38,0 x 19	50
PE label holder for GF-DIN-A7/5 trunking			
PE-DIN-A7/5 26	0845 0910 018	25,5 x 13	50
PE-DIN-A7/5 38	0845 0911 018	38,0 x 19	50



PLIO-15 - PLIO-30


Material: base: PVC
lid: PVC transparent
label: white cardboard (included)

Colour of the base: grey - light grey - pure white

Operating temperatures: -5 to +65°C

Fixing: PES supports

Application: PLIO® label holders are used for the identification of cable trunkings with side slots in combination with PES supports.




Colour:

013 025 082
grey light grey pure white

Example for order:

code group	detail article	code colour
01290	xxxxxx	xxx

type	article number	length mm	width of the lid A (mm)	width of the label (mm)	height B (mm)	pcs
PLIO lab						
PLIO-15	0129 0010 xxx*	1000	16	14	5,3	20
PLIO-30	0129 0020 xxx*	1000	31,5	29	5,6	20
Support for PLIO-15 and PLIO-30 profil						
PES	0845 0920 013	-	-	-	-	25




DC 125 cutter for cable trunking



SES®

DC 125

Cutting width:	125 mm
Cutting length:	1000 mm max.
Dimensions (L x l x H):	1290 x 290 x 760 mm
Weight:	10,5 kg
Application:	for quick and clean cutting of SES trunking with slots.

type	article number	 pcs
Cutter		
DC 125	0518 0960 000	1
Spare blade		
DC 10025	0518 0961 000	1
Folding blade guard		
DC 10022	0518 0962 000	1

DC 125 cutter cuts trunking at true angles and avoids burring and expensive redressing.

Chip free cutting keeps your site clean.

No pollution or noise.

Due to a cam mechanism the DC 125 cuts with little effort.

The 1 m long length guide and stop allows cutting of high precision. This cutter must be bench mounted.

The blade in tungsten steel provides a cutting width of up to 125 mm.

The blade is supplied with an integrated guard giving total security.


DC 125 cutters are approved by the TÜV.





C4

Installation trunking





The GI trunking has been developed for visible indoor installations. Used for installation in a workshop, a cellar or a garage, there is a large range of GI trunking in many sizes with accessories allowing for a perfect finish.


page

- C4/1-01 **Installation trunking SES GI-A**

small sizes: 15x15 to 60x60

- **Installation trunking SES GI-B**

medium and large sizes: 40x60 to 60x110




- C4/5-01 **Accessories for installation trunking GI-B**



- C4/6-01 **Installation trunking SES GI-M miniature**

small size: 5x10 to 15x15

Miniature trunking that is extruded in one piece.
For cables type hifi, telephone etc.



Cable trunking plain with base punching




GI



GI

Material: hard PVC
Colours: pure white (RAL 9010)
 grey (RAL 7030)
Operating temperatures: -5 to +65°C
Volume resistivity: 10¹⁵ Ω.cm
Dielectric strength: 15 kV/mm
Flame resistance: V0 UL94
Standard length: 2 meters
Double sided adhesive tape: on request
Minimum quantity: 1 complete pack
 (incl. lids)



GI-A

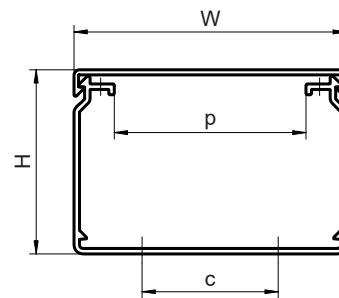
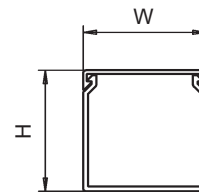
GI-B

Example for order:

Colours: 082 013
 white grey

code group	detail article	code colour
08460	xxxxxx	xxxx

type	article number	ext. dimensions		c	p	m
		H mm	W mm			
GI-A	15 x 15 0846 0570 ***	16,5	17,5	-	-	100
GI-A	15 x 30 0846 0580 ***	16,5	30,5	-	-	70
GI-A	25 x 40 0846 0590 ***	27	40,5	-	-	48
GI-A	40 x 40 0846 0610 ***	40	40,5	-	-	36
GI-B	40 x 60 0846 0620 ***	40	57,5	15	28	24
GI-B	40 x 90 0846 0635 ***	40	90	45	63	24
GI-B	40 x 110 0846 0650 ***	40	110,5	50,5	68	12
GI-B	60 x 110 0846 0755 ***	61	110,5	50,5	68	12



C3/1-02

C4/5-01



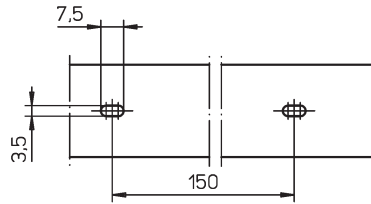
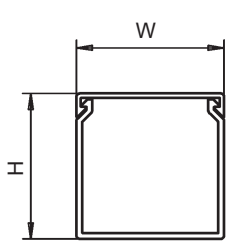
Cable trunking plain with base punching



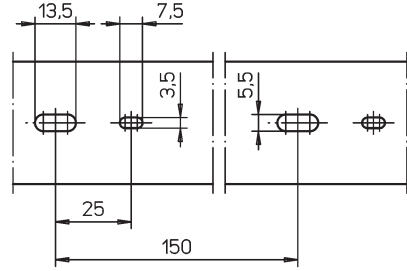
GI



GI-A

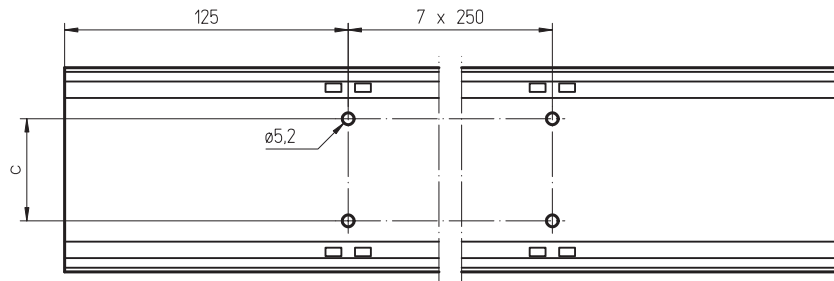
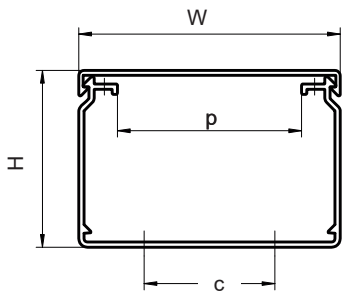


Punching for trunking
GI-A 15x15 und 15x30



Punching for trunking
GI-A 25x40 and 40x40

GI-B



Locking carriers for cable trunking





BV




BV


Material: modified PA high impact
Colour: black
Operating temperatures: -20 to +70°C
Elongation at break: > 250 %
Dielectric strength: > 23 kV/mm



Carriers		for trunking		 pcs
type	art. no.	type	art. no.	
BV-40	0846 0511 010	GI-B 40 x 60	0846 0620 ***	25
BV-70	0846 0501 010	GI-B 40 x 90	0846 0635 ***	25
BV-80	0846 0521 010	GI-B 40 x 110	0846 0650 ***	25
		GI-B 60 x 110	0846 0755 030	



C4/1-01



Cable trunking miniature plain with base punching




GI-M




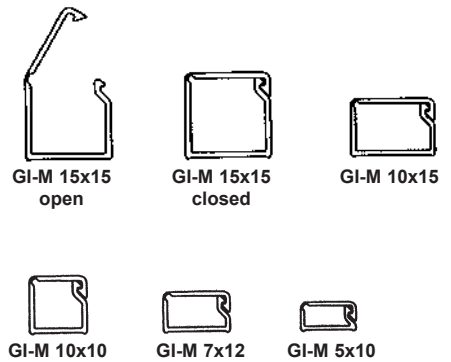
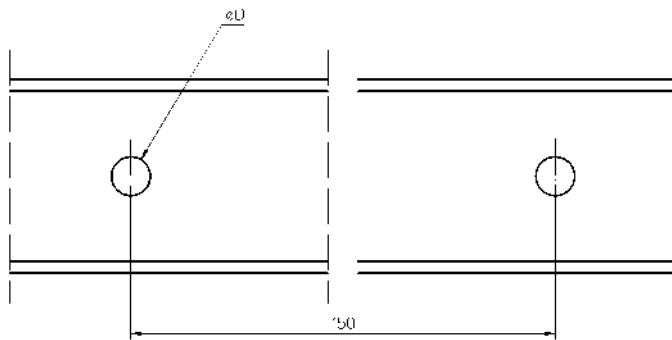
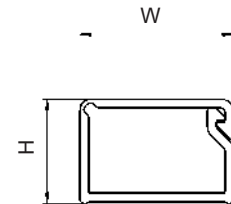
GI-M

Material:	rigid PVC modified choc
Colour:	white (RAL 9001)
Operating temperatures:	-20 to +60°C
Density:	1,53
Volume resistivity:	10 ¹⁴ Ω.cm
Dielectric strength:	15kV/mm
Specification:	V0 UL94
Standard length:	2 meters
Minimum quantity:	1 complete pack (with hinged lid)



GI-M miniature trunking are extruded in one piece. They are available with hinged lid and with or without adhesive foam tape. Foam tape is ideal for absorbing the irregularities on uneven surfaces. For some applications, we recommend further attachment with screws and wall plugs.

type	article number	ext. dimensions		Ø D mm	 m
		H mm	W mm		
GI-M 5 x 10 T	0846 0911 001	6	11	2,2	48
GI-M 7 x 12 T	0846 0921 001	8	13	2,2	48
GI-M 10 x 10 T	0846 0931 001	11	11	2,2	48
GI-M 10 x 15 T	0846 0941 001	11	16	3,2	48
GI-M 15 x 15 T	0846 0951 001	16	16	3,2	48





C6

Miscellaneous retaining products





In addition to the standard trunking, SES-STERLING now offers a range of miscellaneous retaining products and can, upon request, submit a quotation for special lengths in PVC.

page

• C6/1

PLIOFLEX flexible trunking

PLIOFLEX is a flexible cable routing system for use in control panels, distribution boards. Thanks to its special form and flexibility it can be used for many other applications.

The programme presents 2 models of PLIOFLEX trunking:

- rectangular type FXD
- round type GMF



• C6/2

PLIO-XE cable clips for cable routing

PLIO-XE cable clips are available in Polyamide or in Polypropylene and can be used in addition to or instead of cable trunking.




• C6/3

PLIOLINE protection channel

for underground cables and utility poles...

Available in various colours, the PLIOLINE protection channel in rigid PVC is attached to wooden or concrete poles.



• C6/4

Profiles for switch boards Special profiles





GMF - FXD

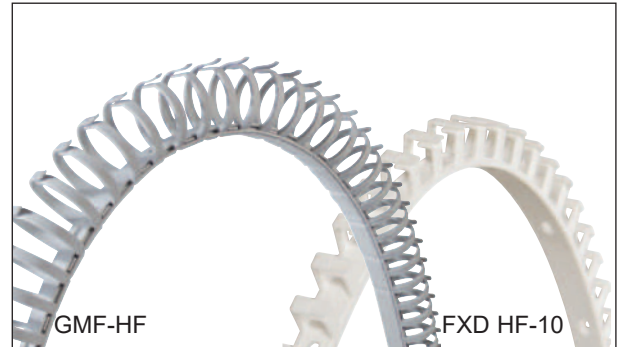
Material: polypropylene,
quality flame resistant

Color: light grey RAL 7035

Operating temperatures: -40 to +70°C (fixing with screw)
-40 to +60°C (fixing with adhesive tape)

Specification: V2 UL94
halogen-free

Application: PLIOFLEX is a flexible cable trunking system for use in control panels, distribution boards, or in difficult to reach areas.



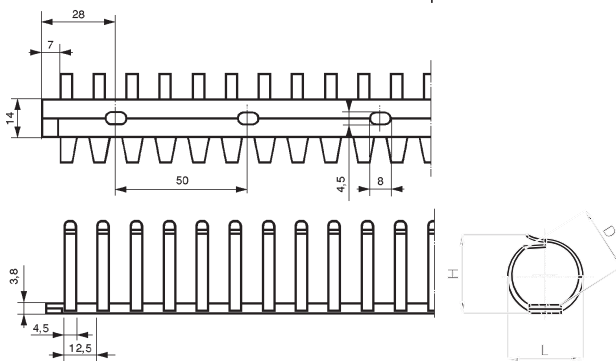
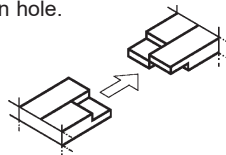
type	artide number	boxes	type	artide number	packs	H mm	L mm	D mm
		pce			pce			
without adhesive tape (in lengths of 50 cm)								
FXD HF-10	0588 0010 001	100				13,5	11	-
GMF HF-20	0847 0020 013	60	GMF HF-20 SB	0847 0025 013	2	24	23	19
GMF HF-30	0847 0030 013	36	GMF HF-30 SB	0847 0035 013	2	35	33	28
GMF HF-40	0847 0040 013	24				46	44	37
with adhesive tape (in lengths of 50 cm)								
GMF HF-20T	0847 0120 013	60	GMF HF-20T SB	0847 0125 013	2	24	23	19
GMF HF-30T	0847 0130 013	36	GMF HF-30T SB	0847 0135 013	2	35	33	28
GMF HF-40T	0847 0140 013	24				46	44	37



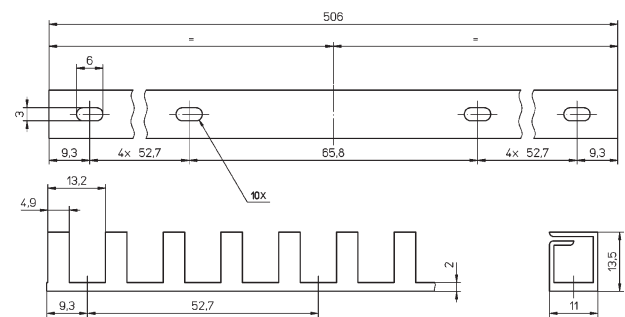
Bag with 2 pces

Bag available with a European suspension hole.

Two or several lengths can be joined by snapping the ends together.




Round form: GMF



Square form: FXD

- Application:**
- Attach the cable trunking - webs turned upwards, connect one cable end and laterally insert the cable up to the requested branch point, connect the opposite cable end.
 - We recommend the PLIOZIP 20/25 tool (see page A5/3-02) for the inserting of cables.
 - We also recommend SES-marker rings for the identification of your cables.



- Attachment:**
- With screws, using the DIN standard base punching.
Recommended screws:
GMF - M4 with cheese head DIN 84 A and washer or M4 with cheese head DIN 85 A and washer;
FXD - M3 with cheese head DIN 85 A and washer or M3 with cheese head DIN 85 A and washer.
 - By the adhesive on the T type using a smooth, dry, clean and degreased surface (do not touch the adhesive). The assembly temperature must be above 10°C.

PLIO® cable clips for cable routing




SES-XE



XE

Materials:	polyamide 6	polypropylene
Colours:	natural	black
Operating temperatures:	-20 to +85°C	-20 to +65°C
Density:	1,13	0,90
Volume resistivity:	10 ¹³ Ω.cm	10 ¹⁶ Ω.cm
Dielectric strength:	> 20 kV/mm	> 20 kV/mm
Minimum quantity:	1 complete pack	

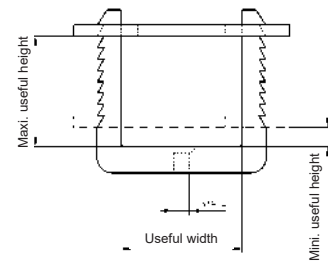


XE cable clips can be used in addition to or instead of cable trunking and are usually recommended when there are many cable entries or difficult access.


XE clips allow clear access and achieve open installation.

Unlike cable ties, XE clips permit adjustment or modification of cabling at any time, they are ideal for prototype installations.

It is an ideal article for the manufacturers of machines or the experimental installations.



type	article number	used width mm	used height		clamping capacity maxi. mm ²	pce
			mini. mm	maxi. mm		
XE cable clip with attach in natural polyamide						
XE 13	0136 0001 018	13	2	11	140	100
XE 18	0136 0002 018	18	2	14	250	100
XE 23	0136 0003 018	22	2	23	500	100
XE 33	0136 0004 018	32	5	29	920	100
XE cable clip with attach in black polypropylene						
XE 13 PP	0136 0021 010	13	2	11	140	100
XE 18 PP	0136 0022 010	18	2	14	250	100
XE 23 PP	0136 0023 010	22	2	23	500	100
XE 33 PP	0136 0024 010	32	5	29	920	100



Protection channel for underground cables and utility poles




PLIOLINE



PLIOLINE GV

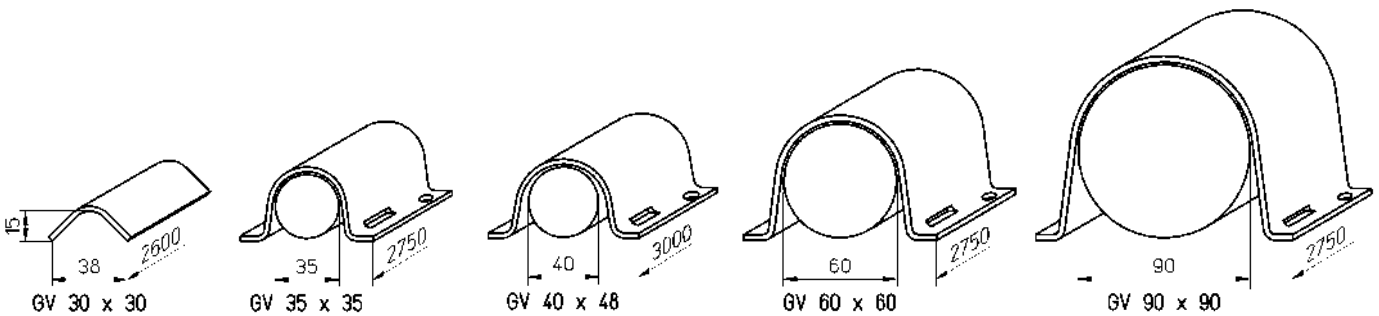
Material: rigid PVC modified choc, quality 9057
Operating temperatures: -20 to +60°C
Dielectric strength: 15 kV/mm
Volume resistivity: 10¹⁴ Ω.cm
Flame resistance: V0 UL94
Specifications: Complies with ENEDIS HN 60 S 02 technical specification.
 UV and weather resistant.
 Impact resistant according to HN 60-E-03.
 Colour grey according to norm NF X 08-002/A640 and near RAL 7001.



Example for order:

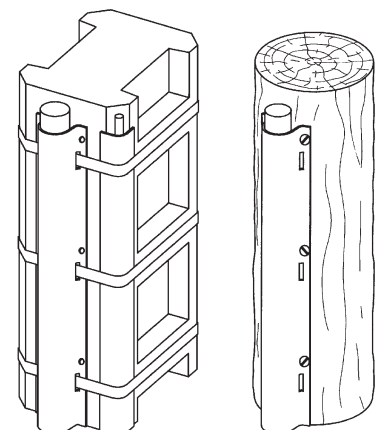
code group		detail article			code colour		
0	8	0	6	0	x	x	x

type	article number	brown (BN)	grey (GY)	ivory (IY)	pce	length mm	capacity cable Ø maxi. (mm)	H mm	L mm	N ENEDIS	use
		006	013	030							
GV 30 x 30	0806 0041 ***	x	x	x	10	2600	7	17,5	42	68.80.535	earth cable
GV 35 x 35	0806 0043 ***	x	x	x	5	2750	35	38	68	68.80.540	protection for underground connections
GV 40 x 48	0806 0042 ***		x		5	3000	40	41	77		
GV 60 x 60	0806 0044 ***	x	x	x	5	2750	60	63	98	68.80.542	
GV 90 x 90	0806 0045 ***	x	x	x	5	2750	90	93	131	68.80.544	



PLIOLINE channel for the protection of underground to surface cables (earth, BT, MT) is attached to concrete or wooden poles with stainless steel strips or screws. Only the ground wire profile has no holes or slots and is secured by means of a strip.

At each end of these profiles is a hole that allows to bind them for transport (except GV 30x30).



Profile AP 4 Cover profile AA 45




AP 4
AA 45



AP 4

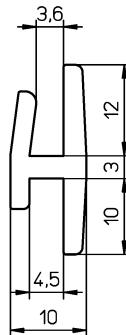
Material: PVC
Operating temperatures: -20 to +60°C
Colour: light grey
Flame resistance: V0 UL94

Application: profile AP 4 used for switch boards and panels, specially adapted for assembling two protection screens in PVC.



Colour: 025
light grey

type	article number	length m	 m
AP 4/2	0843 0911 025	2	40




AA 45

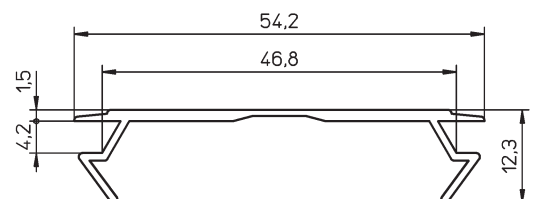

Material: PVC	PC/ABS
Operating temperatures: -20 to +60°C	-25 to +90°C
Colour: grey, light grey, transparent	light grey
Flame resistance: V0 UL94	V0 UL94
Specification: -	halogen free

Application: cover profile AA 45 used to fill empty spaces in the electrical cabinet.



Colour: 018 025 049
 transp. TR light grey LG grey DG




type	article number	length m	 m
AA 45/1-LG	0843 0020 025	1	10
AA 45/1-DG	0843 0020 049	1	10
AA 45/2-LG	0843 0922 025	2	40
AA 45/2-TR	0843 0923 018	2	40
AA 45/2-DG	0843 0924 049	2	40
AA 45/2-LG HF	0843 0921 025	2	40






C9

Strapping and fixing of cables



Strapping PLIO

Materials: flexible PVC
Colours: transparent (indoor use)
 black - grey - yellow (outdoor use)
Temperatures of use: -20 to +60°C
Hardness Shore A: 90 ±5
Tensile strength at break: >20 MPa
Ultimate elongation: 300 %
Applications: designed to neatly bind cables, conductors, wires and tubes.



Standard colours:



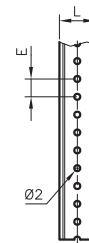
Example for order:

code group	detail article	code colour
0811000	xx	xx

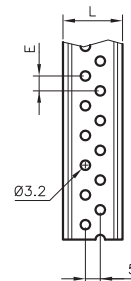
type	article number		L mm	E mm	studs to use	m
	black-transp-grey	yellow				
PLIO 8	0811 0001 ***	0821 0005 004	8	6	n° 1, 4	50
PLIO 12	0811 0002 ***	0821 0006 004	12	7	n° 2, 2bis, 4	50
PLIO 20	0811 0003 ***	0821 0007 004	20	5	n° 3	50
PLIO 40*	0811 0005 ***	-	40	5	n° 3	25

* The strapping PLIO 40 is not available in colours grey and yellow.

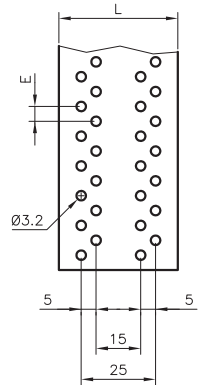
PLIO 8
PLIO 12



PLIO 20




PLIO 40

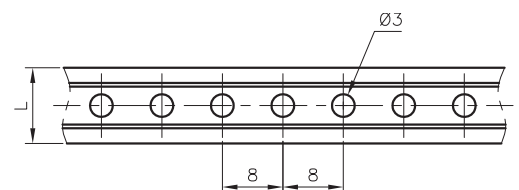


Strapping HELAVIA®

Material: nitrile rubber
Colour: black
Temperatures of use: -20 to +85°C
Tensile strength: > 14 MPa
Ultimate elongation: 400 %
Resistance :
 to solvents: good
 to ozone: good
 to ageing: good
Applications: for outdoor use (bad weather) for the attachment of large cables, pipes or other. Elastic and flexible, it does not alter the wiring harnesses.



type	article number	L mm	studs to use	m
Rubber strapping 10 mm	0208 0001 010	10	n° 3 PA	10
Rubber strapping 15 mm	0208 0002 010	15	n° 3 PA	10
Rubber strapping 20 mm	0208 0003 010	20	n° 3 PA	10
Rubber strapping 25 mm	0208 0004 010	25	n° 3 PA	10



C9/1-02



C9/1-02




C14/1-01




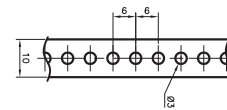
SES FIX FB

Materials: flexible PVC
Colours: transparent
Operating temperatures: -15 to +80°C
Resistance :
 to ozone: good
 to ageing: good

Applications: used when wiring for securing wire bundles, power lines of all kinds. Thanks to its elasticity, this strapping allows easy and effective mounting.



type	artide number	contents	
FB120	0814 0001 011	2 rolls of 50 m strapping 10 mm	1 set




Accessories for perforated strapping

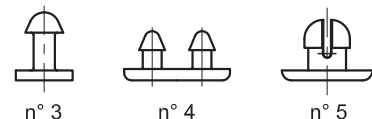
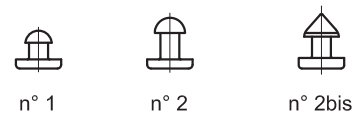


Studs

Material:	PS	PA	PA-V2
Colour:	black	black	white
Operating temperatures:	-40 to +70°C	-20 to +85°C	-20 to +85°C



type	artide number	for strapping	 pces
Fixing studs in PS			
n° 1 PS	0103 0001 010	PLIO 8	500*
n° 2 PS	0103 0002 010	PLIO 12	500*
n° 2bis PS	0103 0003 010	PLIO 12	500
n° 3 PS	0103 0004 010	PLIO 20	500*
Fixing studs in PA			
n° 1 PA	0104 0009 010	PLIO 8	500*
n° 2bis PA	0104 0010 010	PLIO 12	500
n° 3 PA	0104 0006 010	PLIO 40	500*
n° 4 PA	0104 0007 010	PLIO 8 - PLIO 12	500
n° 5 PA	0104 0008 010	PA-E 12	500*
Fixing studs in PA-V2			
n° 1 PA-V2	0369 0031 000	PLIO 8	500*
Stud tool for studs n° 1, 2 and 2bis			
2022	0362 8000 000		1



* available in graps



ABSA

Material: polyamide 6
(continuous filaments 60 denier impregnated with wax.)

Temperature of use: -20 to +60°C

Colour: natural


Elongation at break: 10 to 40 %

Resistance :

- to micro-organisms: good
- to ozone: good
- to ageing: good

Applications: ABSA nylon lacing cords are formed as a slightly rounded mass of continuous filaments which flatten, form a tight knot and will not penetrate insulations. Use of this type of cord eliminates the inconvenience and dangers of cuts and weals to operators fingers usually experienced with the round mono-filament type cords.




type	artide number	length per bobbin (m)	width x thickness cord (mm)	tensile strength (daN)	count of the cord (dtex)	 bobbin
Standard bobbins - natural						
ABSA 2/840 B	0643 0001 001	200	1,1 x 0,3	13	1880	12
ABSA 3/840 B	0643 0002 001	200	1,2 x 0,4	19	2800	12
ABSA 4/840 B	0643 0003 001	200	1,3 x 0,5	26	3700	12
ABSA 6/840 B	0643 0004 001	200	1,4 x 0,6	39	5600	6
Large bobbins - natural						
ABSA 2/840 RB	0643 0030 001	500	1,1 x 0,3	13	1880	12
ABSA 3/840 RB	0643 0031 001	500	1,2 x 0,4	19	2800	6
ABSA 4/840 RB	0643 0032 001	500	1,3 x 0,5	26	3700	6





C10

Cable clamps



Miniature "P" cable clamps Universal "P" cable clamps




SES®

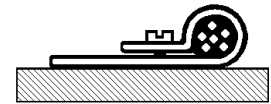


SES-CM

Material: polyamide 6
Colour: black
Operating temperatures: -20 to +70°C
Capacity: 3 to 7,5 mm according to type
Flame resistance: V2 UL94
U.V. resistance: good
Application: adjustable miniature cable clamps which are ideal for fixing cables.





type	artide number	clamping Ø mm	number of holes	holes Ø mm	 pces
CM-1	0109 0001 010	4,5 - 6	2	3,2	100
CM-2	0109 0002 010	4,5 - 5,25 - 6	3	3,2	100
CM-3	0109 0003 010	3 - 5,5 - 7,5	3	4,2	100

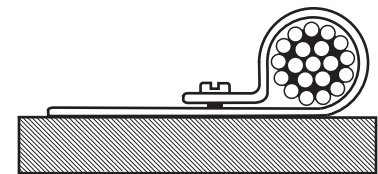



SES-CU

Material: polyamide 6
Colour: black
Operating temperatures: -20 to +70°C
Capacity: 6 to 50 mm according to type
Flame resistance: V2 UL94
U.V. resistance: good
Application: adjustable miniature cable clamps which are ideal for fixing cables and cable bundles.



type	artide number	clamping Ø mm	number of holes	holes Ø mm	 pces
CU-18	0110 0001 010	6 - 18	6	5,2	100
CU 36	0110 0002 010	7,5 - 36	11	5,2	100
CU 50	0110 0003 010	25 - 50	11	5,2	50



 C10/30: set screws



SES-CX

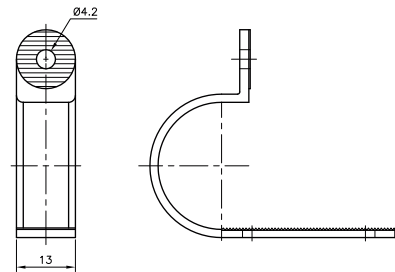
Material: polyamide 6
Colour: black
Operating temperatures: -40 à +130°C
Tensile strength at break: 45 MPa
Flame resistance: V2 UL94
Dielectric strength: 60 kV/mm
Resistance: to ageing, ozone, UV radiation and corrosion.



Applications: SES-CX moulded "P" clips can clamp a wide range of cable diameters as they are equipped with adjustable slots.



type	artide number	clamping Ø mm	pces
CX-6	0114 0001 010	4,5 - 6,5	100
CX-9	0114 0002 010	6 - 9	100
CX-13	0114 0003 010	7,5 - 13	100
CX-21	0114 0004 010	13 - 21	100
CX-28	0114 0005 010	21 - 28	100
CX-35	0114 0006 010	28 - 35	100



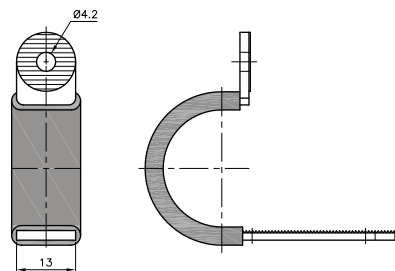
SES-CX rubber sleeved

Material: polyamide 6
Colour: black
Sleeving: polychloroprene
Operating temperatures: -30 à +90°C
Tensile strength at break: 45 MPa
Flame resistance: V2 UL94
Dielectric strength: >13 kV/mm
Resistance: to ageing, ozone, UV radiation and corrosion.

Applications: SES-CX moulded "P" clips can clamp a wide range of cable diameters as they are equipped with adjustable slots. The rubber sleeve will be found indispensable for clamping sensitive equipment or elements subjected to vibration.



type	artide number	clamping Ø mm	pces
CX-6 caoutchouc	0114 0021 010	2 - 5	100
CX-9 caoutchouc	0114 0022 010	4 - 7	100
CX-13 caoutchouc	0114 0023 010	7 - 11	100
CX-21 caoutchouc	0114 0024 010	10 - 17	100
CX-28 caoutchouc	0114 0025 010	14 - 24	100
CX-35 caoutchouc	0114 0026 010	22 - 32	100

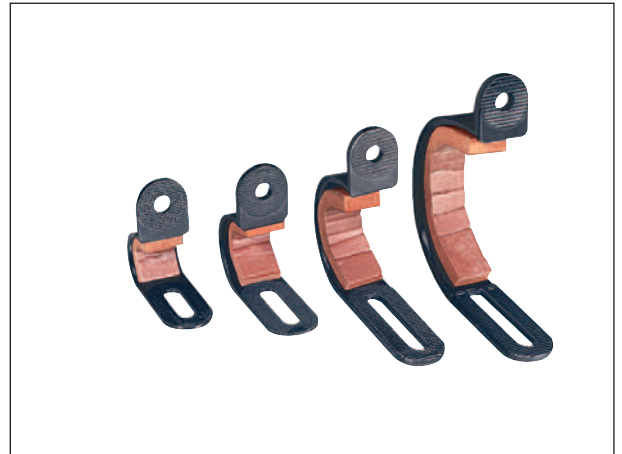





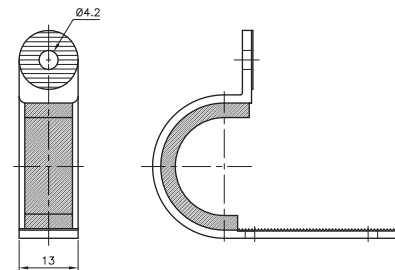
SES-CX with foam coating


Material: polyamide 6
Colour: black
Coating: polychloropren foam
Operating temperatures: -40 to +70°C
Tensile strength at break: 45 MPa
Flame resistance: V2 UL94
Dielectric strength: >13 kV/mm
Resistance: to ageing, ozone, UV radiation and corrosion.

Applications: SES-CX moulded "P" clips can clamp a wide range of cable diameters as they are equipped with adjustable slots. They will be found indispensable for clamping sensitive equipment or elements subjected to vibration.



type	artide number	clamping Ø mm	 pcs
CX-6 mousse	0114 0031 010	1 - 5	100
CX-9 mousse	0114 0032 010	2 - 7	100
CX-13 mousse	0114 0033 010	5 - 11	100
CX-21 mousse	0114 0034 010	6 - 17	100
CX-28 mousse	0114 0035 010	12 - 24	100
CX-35 mousse	0114 0036 010	20 - 30	100



 C10/30: set screws







SES-CV / SES-CN

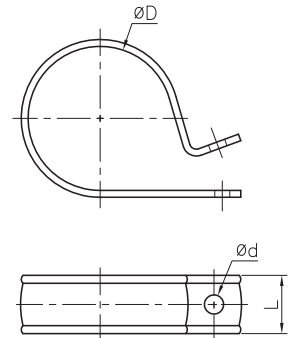
Materials:	SES-CV hard-PVC	SES-CN polyamide 6	HF
Colours:	grey	black	
Operating temperatures:	-20 to +65°C	-40 to +130°C	
Flame resistance	V0 UL94	HB UL94	
Dielectric strength:	35 kV/mm	60 kV/mm	

Résistance: to ageing, ozone, UV radiation and corrosion.

Applications: preformed clips for everyday use for cables or bundles.



SES-CV		SES-CN		int. Ø D (mm)	width L (mm)	hole Ø d (mm)	 pcs
type	article number 013	type	article number 010				
CV 3	0118 0001 013	CN 3	0120 0001 010	3	7	3	100
CV 5	0118 0002 013	CN 5	0120 0002 010	5	7	3	100
CV 6	0118 0003 013	CN 6	0120 0003 010	6	7	3	100
CV 7	0118 0004 013	CN 7	0120 0004 010	7	12	5	100
CV 8	0118 0005 013	CN 8	0120 0005 010	8	12	5	100
CV 9	0118 0006 013	CN 9	0120 0006 010	9	12	5	100
CV 10	0118 0007 013	CN 10	0120 0007 010	10	12	5	100
CV 12	0118 0008 013	CN 12	0120 0008 010	12	12	5	100
CV 14	0118 0009 013	CN 14	0120 0009 010	14	12	5	100
CV 16	0118 0010 013	CN 16	0120 0010 010	16	12	5	100
CV 18	0118 0011 013	CN 18	0120 0011 010	18	12	5	100
CV 20	0118 0012 013	CN 20	0120 0012 010	20	12	5	100
CV 22	0118 0013 013	CN 22	0120 0013 010	22	12	5	100
CV 24	0118 0014 013	CN 24	0120 0014 010	24	12	5	100
CV 26	0118 0015 013	CN 26	0120 0015 010	26	12	5	100
CV 28	0118 0016 013	CN 28	0120 0016 010	28	12	5	100
CV 30	0118 0017 013	CN 30	0120 0017 010	30	12	5	50
CV 34	0118 0018 013	CN 34	0120 0018 010	34	12	5	50
CV 38	0118 0019 013	CN 38	0120 0019 010	38	16	5	50
CV 42	0118 0020 013	CN 42	0120 0020 010	42	16	5	50
CV 46	0118 0021 013	CN 46	0120 0021 010	46	16	5	50
CV 50	0118 0022 013	CN 50	0120 0022 010	50	16	5	50



C10/30



SES-SP clamps with adhesive base



SES®



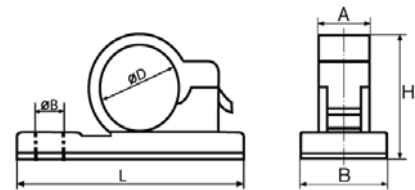
SES-SP

Material: polyamide 6.6
Colour: black
Operating temperatures: -40 to +80°C
Dielectric strength: 550 kV/mm
Flame resistance: V2 UL94
Adhesive: adhesive foam protected by release paper

Application: clamp with adhesive base with clip for closing, for fixing of cables. It can be fixed on the support by a screw M4 or using an adhesive at the places where drilling is impossible. The opening of the support is carried out using a screwdriver. It is advisable to read the instructions for the particular adhesive being used, for example "using on a clean and smooth surface".



type	article number	Ø D	Ø B	dimensions (mm)				pcs
				L	H	A	B	
SP-06	0686 0210 010	6	4,9	25,6	13,2	7,7	13,2	100
SP-09	0686 0220 010	9	4,9	28,5	15,5	8,2	13,3	100
SP-12	0686 0230 010	12	5,2	34,5	19,5	11,6	16,4	100
SP-14	0686 0240 010	14	4,8	36,4	20,3	11,2	16,4	100
SP-16	0686 0250 010	16	5,2	38,2	21,3	12	16,1	100
SP-18	0686 0260 010	18	4,8	41	24,8	11	16,2	100



SES-CT adhesive miniature clamp

SES®

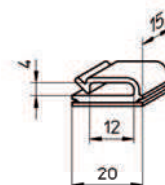


SES-CT

Material: high impact Polystyrene
Colour: light grey RAL7035
Operating temperatures: -40 to +70°C
Dielectric strength: 150 kV/mm
Adhesive: adhesive foam protected by release paper.
Pack: 10 carriers of 10 pre-cut cable clamps
Application: guide and route wires



type	article number	pcs
SES-CT	0711 0001 013	100








SES-GFB

Material: aluminium
Colour: natural alu
Operating temperatures: -40 to +70°C
Adhesive: adhesive foam protected by a film
Adhesion: 0,7 N/cm² (e.g. stainless steel)

Applications: cable clamps are ideal when plastic clamps cannot be used. They are of little bulk and hold wires or cables by manual locking (no tool). They are easy to fix when conditions concerning adhesive supports are respected.



type	article number	capacity Ø maxi mm	base dimensions mm	 pcs
GFB - 6	0711 0010 000	6	11 x 16	500
GFB - 10	0711 0020 000	10	16 x 19	500




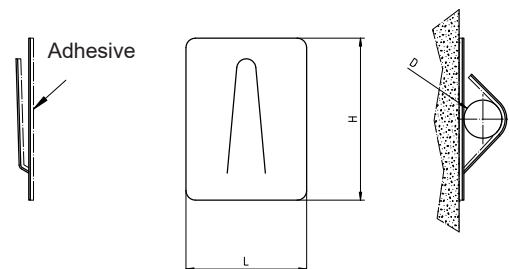
SAF

Material: galvanized steel
Colour: white
Operating temperatures: -30 to +60°C
Adhesive: acrylic on polyethylene foam

Applications: recommended in environments where drilling is not allowed (noise and/or dust) as in the corridors of hospital services in activity. They can also be used when drilling is not possible or when the area is difficult to access. The metal tab can be deformed and adapted to all types of conductors up to an overall diameter of 16 mm.



type	article number	H mm	L mm	D mm	 pcs
SAF MINI	0711 0030 000	20	15	3	100
SAF 1	0711 0031 000	30	20	4	100
SAF 2	0711 0032 000	35	25	8	100
SAF 3	0711 0033 000	43	31	12	100
SAF 4	0711 0034 000	51	38	16	100



IMPORTANT: Good adhesion with our products is achieved by a smooth, clean, dry and perfectly degreased surface of the substrate and when the adhesive is not touched.
 In general, we recommend preliminary tests.
 For self-adhesive products, we can give no guarantee.

Set screws ISO thread




SES®



Set screws SES®

Material: polyamide 6.6
Colour: natural
Operating temperatures: -30 to +85°C
Dielectric strength: 25 kV/mm
Density: 1,14 (7 times less than steel)

Applications: ideal for fixing cable clamps, strappings or other cabling accessories, particularly where conditions deny the use of metallic devices.



Inalterability:

No oxidization in damp medium, resists corrosion and many chemicals. Does not rust. Can be released when metallic screws must be cut or broken loose. .

Torque:

Torque is less strong than for metallic screws but it can be increased by using a larger diameter.

For SES® screws, we recommend use of a dynamometric screwdriver or wrench.

• Polyamide set screws with slotted hexagon head

type	artide number	screw Ø x feet	L mm	head		pces
					height mm	
VNH 3/50-7	0611 0021 018	3 x 0,5	7	5	5 x 3	100
VNH 3/50-10	0611 0022 018	3 x 0,5	10	5	5 x 3	100
VNH 3/50-15	0611 0023 018	3 x 0,5	15	5	5 x 3	100
VNH 3/50-20	0611 0024 018	3 x 0,5	20	5	5 x 3	100
VNH 4/70-10	0611 0025 018	4 x 0,7	10	7	7 x 4	100
VNH 4/70-15	0611 0026 018	4 x 0,7	15	7	7 x 4	100
VNH 4/70-22	0611 0027 018	4 x 0,7	20	7	7 x 4	100
VNH 4/70-30	0611 0028 018	4 x 0,7	30	7	7 x 4	100
VNH 5/80-10	0611 0029 018	5 x 0,8	10	8	8 x 4,5	100
VNH 5/80-15	0611 0030 018	5 x 0,8	15	8	8 x 4,5	100
VNH 5/80-20	0611 0031 018	5 x 0,8	20	8	8 x 4,5	100
VNH 5/80-25	0611 0032 018	5 x 0,8	25	8	8 x 4,5	100
VNH 5/80-30	0611 0033 018	5 x 0,8	30	8	8 x 4,5	100


• Polyamide hexagon nuts

type	artide number	Ø int. mm	feet mm	thickness		pces
					mm	
E 3/50	0611 0034 018	3	0,5	5	2,5	100
E 4/70	0611 0035 018	4	0,7	7	3	100
E 5/80	0611 0036 018	5	0,8	8	4	100




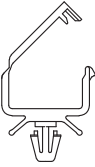
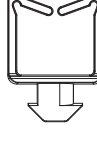


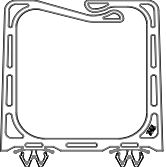


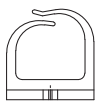


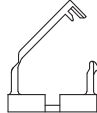
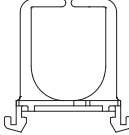

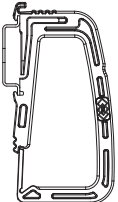
C11

Fixing accessories





Pages	C11/1							
	Cable lock to clip							
Type	TE-R350	OM-R150	MU-R200	GA-R200	MU-Q200	GA-W	1U-W	2U-W
Drawing								
Material	PA							
Operating temperatures	-40 to +85°C							
Specification	V2 UL94							
Colours	natural - black					black		

Pages	C11/2				C11/3	C11/4	
	Cable lock to screw				Cable lock to clip	Cable guide	
Type	TE-V350	OM-V150	MU-V200	GA-V200	PI-D1100	DELTA L	DELTA M
Drawing							
Material	PA					PA	
Operating temperatures	-40 to +85°C					-40 to +85°C	
Specification	V2 UL94					V2 UL94	
Colours	natural - black					grey	




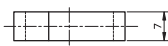
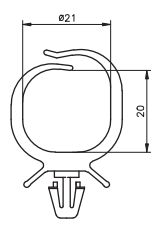
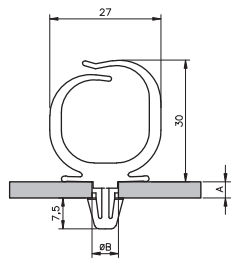
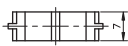
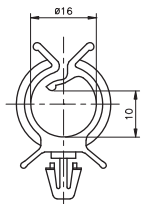
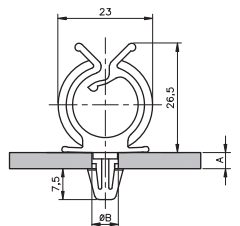
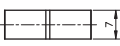
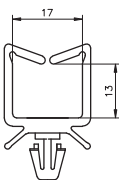
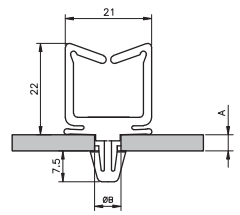

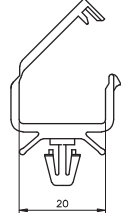
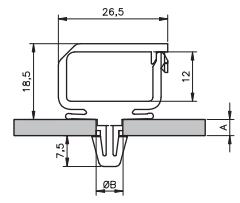


PLIOCATCH with clip

Material : PA
Colours: natural - black
Operating temperatures: -40 to +85°C
Flame resistance: V2 UL94

Application: fixing system with clip for machines or electrical cabinet. The range includes 4 models in two colours to meet different constraints. These cable locks allow the addition or the removal of cables for a small footprint.




type	article number		A mm	ØB mm	 pcs			
	natural (NL)	black (BK)						
TE-R350	0190 0121 018	0190 0121 010	1...3	6...6,4	100			
OM-R150	0190 0221 018	0190 0221 010	1...3	6...6,4	100			
MU-R200	0190 0321 018	0190 0321 010	1...3	6...6,4	100			
GA-R200	0190 0421 018	0190 0421 010	1...3	6...6,4	100			

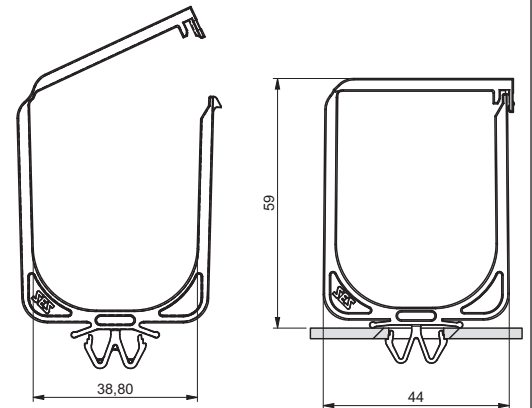
PLIOCATCH GA-W

Material: PA
Colour: black
Operating temperatures: -40 to +85°C
Fire resistance: V2 UL94
Application: The PLIOCATCH GA-W 2400 is recommended for horizontal and vertical cable passage at the front or rear of modular elements. Its fixation is ensured by means of its innovative W clip to fit all square holes 9,5 x 9,5 mm up to 12,5 x 12,5 mm. Installation is possible on the sections, rails or perforated sheet and a thickness of 1.5 (9,5 x 9,5) and 1,5 to 2,0 mm (10 x 10 to 12,5 x 12,5)..

The upper part is provided with a hinge and a snap closure, releasable at any time. Once the cables in place, the PLIOCATCH can thus be closed and the maintenance of the cables. Its capacity is equivalent to that of a trough 60 x 40 mm.



type	article number	pces
GA-W 2400	0190 0651 010	10



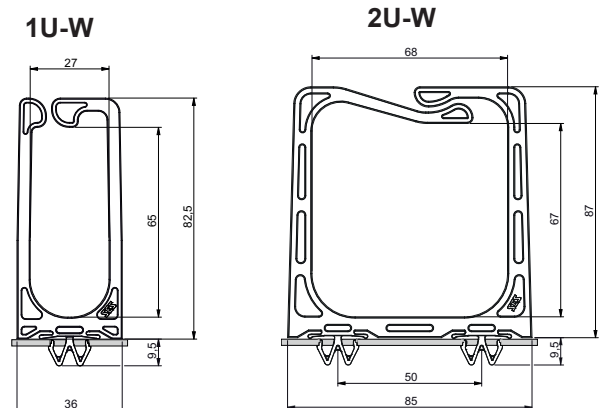
PLIOCATCH 1U-W / 2U-W

Material: PA
Colour: black
Operating temperatures: -40 to +85°C
Fire resistance : V2 UL94
Application: The PLIOCATCH 1U-W and 2U-W cable guides have been developed for network applications. Their widths meet the standards of 19" racks and are suitable for 1U and 2U strips. These rings are designed to hold the various cables, jumpers or conductors and facilitate the frontal or lateral engagement or withdrawal of the conductors while maintaining a good hold.

They can also be mounted on other uprights and square hole profiles. Both models are equipped with an innovative W-clip and can be mounted in 11 x 11 mm to 13 x 13 mm holes with a maximum sheet thickness of 1.7 mm.



type	article number		pces
1U-W	0190 0703 010	Width for strip « 1U »	10
2U-W	0190 0704 010	Width for strip « 2U »	10




PLIOCATCH MU-Q200

New

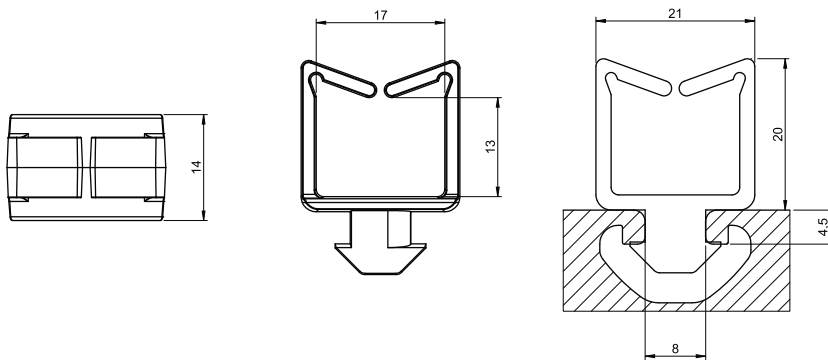
Material: PA
Colour: natural - black
Operating temperatures: -40 to +85°C
Flame resistance: V2 UL94

Application: The PLIOCATCH MU-Q200 cable block is an accessory for fixing cables to type I and M aluminium profiles with an 8 mm groove. It is easy to install, requires no tools and locks in place with a quarter-turn. Simply apply slight pressure to the cables to insert them into the PLIOCATCH. It can be used horizontally or vertically.




Application areas: machine construction, production automation, workstation layout, electrical cabinets, etc.



type	artide number		pcs
	natural (NL)	black (BK)	
MU-Q200	0190 0521 018	0190 0521 010	100



Principle of use:



PLIOCATCH MU-Q200 SOLAR


New

Material: PA
Colour: black
Operating temperatures: -40 to +85°C
Flame resistance: V2 UL94


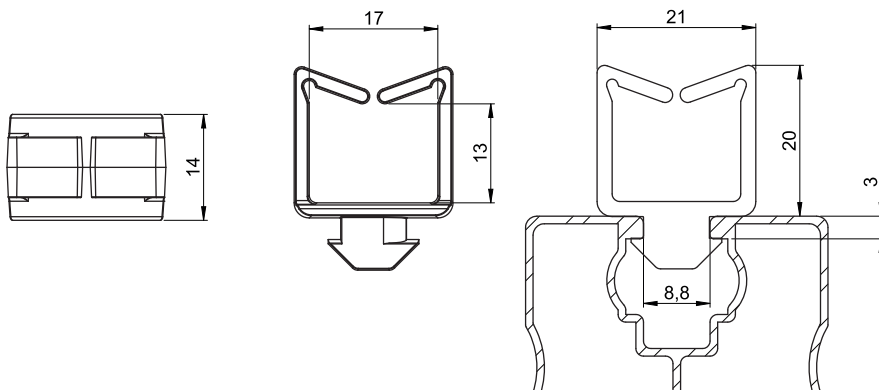
Application: The PLIOCATCH MU-Q200 SOLAR is an accessory designed for mounting on aluminium solar profiles with an 8.8 mm slot.

Once inserted into the slot, its hammer head can be locked in place by simply turning it a quarter-turn without the need for tools. Space-saving and non-lockable, it allows conductors to be added quickly with a simple press, and cables to be passed through in both horizontal and vertical positions.




Application areas: photovoltaic



type	article number	pcs
MU-Q200 SOLAR	0190 0522 010	100



Principle of use:



PLIOCATCH with screw

Material : PA
Colours: natural - black
Operating temperatures: -40 to +85°C
Flame resistance: V2 UL94
Application: fixing system with screw for machines or electrical cabinet. The range includes 5 models in two colours to meet different constraints. These cable locks allow the addition or the removal of cables for a small footprint.



type	code article		pcs	Technical drawings	
	natural (NL)	black (BK)		Front view	Side view
TE-V350	0190 0111 018	0190 0111 010	100		
OM-V150	0190 0211 018	0190 0211 010	100		
MU-V200	0190 0311 018	0190 0311 010	100		
MU-V800	0190 0511 018	0190 0511 010	100		
GA-V200	0190 0411 018	0190 0411 010	100		

New


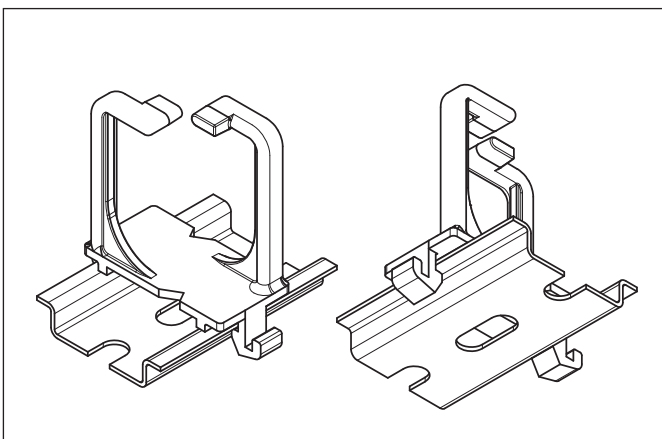
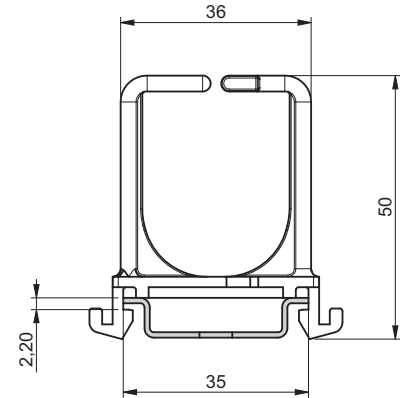
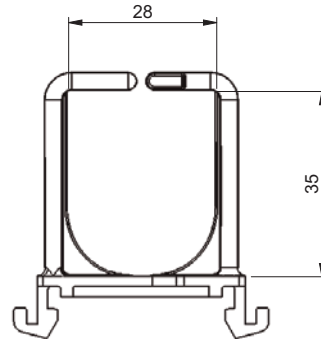
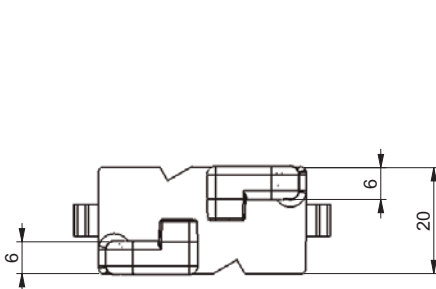
PLIOCATCH with clip

Material : PA
Colours: natural - black
Operating temperatures: -40 to +85°C
Flame resistance: V2 UL94

Application: The PLIOCATCH with clip is used on support grid or DIN rail. It allows to maintain cables while offering quick and easy wiring. Whether it is provisional (for wiring) or permanent to maintain cables, PLIOCATCH PI will adapt to any application in a box or cabinet.



type	article number		 pcs
	natural (NL)	black (BK)	
PI-D1100	0190 0531 018	0190 0531 010	100



PLIOCATCH DELTA

Material: PA
Colour: grey
Operating temperatures: -40 to +85°C
Flame resistance: V2 UL94

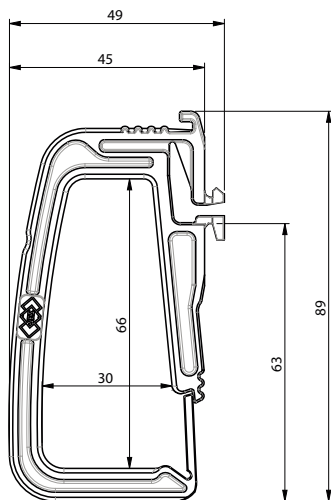
Application: The PLIOCATCH DELTA are recommended for the horizontal passage of cables from the back or front of the modular elements mounted on a double profile DIN or a rail DIN OMEGA.

- 4 configurations are possible:
- On a double profile DIN: DELTA M front or rear
 - On a rail DIN OMEGA: DELTA M front and DELTA L rear on the oblong hole 6.2 x 15 mm

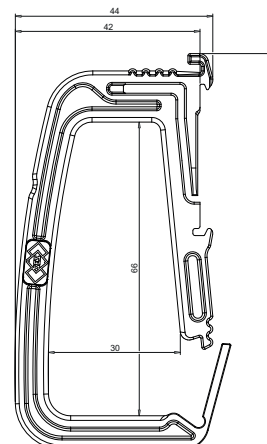
The position of the opening for insertion or withdrawal of cable is directly below the apparatus allowing easy wiring. Capacity equivalent to a cable trunking of 60x40 mm, but with a smaller footprint to ensure the cables routing even when the space between the rows of equipment is low.



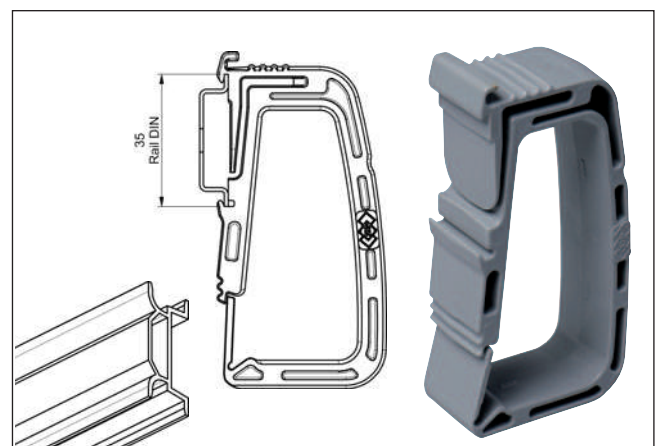
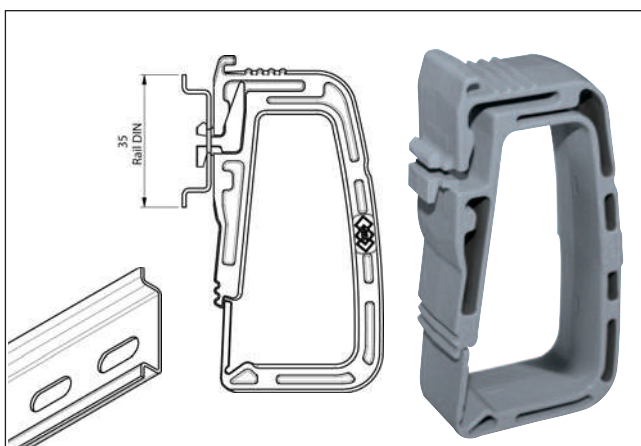
type	artide number	
DELTA L	0190 0601 013	10
DELTA M	0190 0602 013	10



DELTA L
0190 0601 013





DELTA M
0190 0602 013





C12

Cable ties and accessories





Characteristics and advantages

SES-STERLING offers a unique and complete range of cable and installation ties

- cable ties in widths from 2,4 to 13 mm (binding strength from 8 to 114 daN).
- cable ties in lengths of 85 to 1030 mm (bundle Ø from 3 to 295 mm).
- cable tie sensitive to metal detectors, with présence of metal particles and accessories.
- cable ties with write-on areas.
- snap-in cable ties for direct attachment on sheet metal or PCB's.
- cable ties with mounting hole for screw fixing.
- releasable cable ties (for prototypes and repairing).
- cable ties with external serrations for cables or equipment subject to vibration.
- cable ties for quick binding.
- cable ties with high resistance (conform to EDF specifications).
- cable ties for power cords (see C13).
- self fastening SES-WRAP in plastic (see C13).
- cable ties in halogen free polyamide:
 - PA 6.6 natural or black for normal use (fire class UL 94-V2).
 - PA 6.6 white and black (with carbon black, resists U.V. radiation, most weather conditions and high temperatures).
 - PA 6.6 flame resistant (fire class UL 94-V0).
 - PA 6.6 coloured for bundle identification (or for aesthetics).
 - PA 12 black, weather and UV radiation resistant.
contains carbon black.
Ideal for outdoor use.
- cable ties in Polypropylene (PP), economic, good chemical resistance.
- cable ties in Polyester SES-QUICK BIO biodegradables.
- cable ties in Polyethylene (PE) for temporary attachment (see C13).
- cable ties for temporary use PA and PE ties - the latter are particularly well priced (see C13).
- strapping accessories, cradles, bases, plugs, identification labels (see C14).
- bundle preparing accessories (see C14).
- cable tie guns, from simple to sophisticated (see C16).
- all cable ties are manufactured in France by SES-STERLING.

SES-STERLING's aim is to adapt permanently its manufacturing programme of cable ties to industrial requirements. If you have problems, contact us. We will help you.

Cable tie BELTO® with flat head




BELTO®



BELTO®

Material:	PA 6.6	PA 6.6 HT
Colour:	black - natural	black
Operating temperature:	-40 to +85°C +150°C short-term	-40 to +110°C +180°C short-term
Serrations:	external	
Flame resistance:	V2 UL94	
Specifications:	halogen free EN 45545-2	

Application: BELTO's flat, patented fixing head is suitable for any application where the space requirement of cable harnesses must be reduced. It integrates perfectly into the volume of the wiring harness. These cable ties are equipped with a pre-assembly system allowing closing and re-opening until final tightening. No risk of damage to cables, installations and users.



• BELTO®

type	article number		dimensions length x width mm	maxi. bundle Ø mm	tensile strength daN	pcs	
	natural	black					
BELTO® 100/25	0122 1100 018	0122 1100 010	100 x 2,5	21	8	100	
BELTO® 150/25	0122 1150 018	0122 1150 010	150 x 2,5	38	8	100	
BELTO® 200/25	0122 1200 018	0122 1200 010	200 x 2,5	50	8	100	
BELTO® 225/46	0122 1225 018	0122 1225 010	225 x 4,6	55	22	100	
BELTO® 300/46	0122 1300 018	0122 1300 010	300 x 4,6	80	22	100	
BELTO® 400/46	0122 1400 018	0122 1400 010	400 x 4,6	110	22	100	

• BELTO® HT (for high temperatures)

type	article number	dimensions length x width mm	maxi. bundle Ø mm	tensile strength daN	pcs	
BELTO® HT 100/25	0122 2100 010	100 x 2,5	21	8	100	
BELTO® HT 150/25	0122 2150 010	150 x 2,5	38	8	100	
BELTO® HT 200/25	0122 2200 010	200 x 2,5	50	8	100	
BELTO® HT 225/46	0122 2225 010	225 x 4,6	55	22	100	
BELTO® HT 300/46	0122 2300 010	300 x 4,6	80	22	100	
BELTO® HT 400/46	0122 2400 010	400 x 4,6	110	22	100	



Bag available with a European suspension hole.

C16/1-01



C16/1-02



Operating
instruction
in video



SES-QUICK cable ties SL

for general use

PA 6.6 natural - black























SES-QUICK

-40 to +85°C



• SL cable ties with inside serrations

type		article number		dimensions length x width mm	maximum bundle Ø mm	tensile strength daN		
		natural (NL)	black (BK)					
85/24	SL-M*	0186 0010 018	0186 0960 010	85 x 2,4	16	8	1 000	
85/24	SL-C	0186 0011 018	0186 0975 010	85 x 2,4	16	8	100	
100/25	SL-M*	0186 0020 018	0186 0961 010	100 x 2,5	20	8	1 000	
100/25	SL-C	0186 0021 018	0186 0976 010	100 x 2,5	20	8	100	
150/26	SL-M*	0186 0022 018	0186 0962 010	150 x 2,6	40	8	1 000	
150/26	SL-C	0186 0023 018	0186 0977 010	150 x 2,6	40	8	100	
200/26	SL-M*	0186 0210 018	0186 0963 010	200 x 2,6	50	8	1 000	
200/26	SL-C	0186 0610 018	0186 0978 010	200 x 2,6	50	8	100	
145/34	SL-M*	0186 0030 018	0186 0964 010	145 x 3,4	35	13	1 000	
145/34	SL-C	0186 0031 018	0186 0979 010	145 x 3,4	35	13	100	
210/34	SL-M	0186 0220 018	0186 0965 010	210 x 3,4	55	13	1 000	
210/34	SL-C	0186 0620 018	0186 0980 010	210 x 3,4	55	13	100	
300/36	SL-M	0186 0230 018	0186 0966 010	295 x 3,6	76	13	1 000	
300/36	SL-C	0186 0630 018	0186 0981 010	295 x 3,6	76	13	100	
370/36	SL-C	0186 0240 018	0186 0967 010	370 x 3,6	102	13	100	
160/46	SL-M	0186 0250 018	0186 0957 010	160 x 4,6	40	22	1 000	
160/46	SL-C	0186 0650 018	0186 0974 010	160 x 4,6	40	22	100	
185/46	SL-M	0186 0040 018	0186 0968 010	185 x 4,6	47	22	1 000	
185/46	SL-C	0186 0041 018	0186 0983 010	185 x 4,6	47	22	100	
200/48	SL-M	0186 0046 018	0186 0046 010	200 x 4,8	50	22	1 000	
200/48	SL-C	0186 0045 018	0186 0045 010	200 x 4,8	50	22	100	
250/46	SL-M	0186 0540 018	0186 0958 010	250 x 4,6	60	22	1 000	
250/46	SL-C	0186 0545 018	0186 0959 010	250 x 4,6	60	22	100	
300/46	SL-M	0186 0235 018	0186 0969 010	300 x 4,6	76	22	1 000	
300/46	SL-C	0186 0635 018	0186 0984 010	300 x 4,6	76	22	100	
380/47	SL-C	0186 0050 018	0186 0970 010	380 x 4,7	109	22	100	
180/76	SL-C	0186 0260 018	0186 0987 010	180 x 7,6	47	54	100	
240/76	SL-C	0186 0270 018	0186 0988 010	240 x 7,6	55	54	100	
300/76	SL-C	0186 0280 018	0186 0989 010	300 x 7,6	76	54	100	
365/76	SL-C	0186 0060 018	0186 0971 010	365 x 7,6	100	54	100	
450/76	SL-C	0186 0069 018	0186 0069 010	450 x 7,6	128	54	100	
550/90	SL-C	0186 0062 018	0186 0973 010	550 x 8,9	155	79	100	
780/90	SL-C	0186 0290 018	0186 0972 010	775 x 8,9	230	79	100	
230/130	SL-C	0186 0170 018	0186 0170 010	230 x 13	55	114	100	
480/130	SL-C	0186 0171 018	0186 0171 010	480 x 13	120	114	100	
580/130	SL-L	0186 0172 018	0186 0172 010	580 x 13	155	114	50	
730/130	SL-C	0186 0173 018	0186 0173 010	730 x 13	204	114	100	
880/130	SL-L	0186 0174 018	0186 0174 010	880 x 13	248	114	50	
1030/130	SL-C	0186 0175 018	0186 0175 010	1030 x 13	295	114	100	














* Packed per 10 bundles of 100 pieces.



Bag available with a European suspension hole.




• **SE cable ties with outside serrations**

type	article number	dimensions length x width mm	maximum bundle Ø mm	tensile strength mini. (daN)	 pcs	
110/26 SE-C	0186 0603 018	110 x 2,6	24	8	100	
125/47 SE-C	0186 0070 018	125 x 4,7	26	22	100	
160/47 SE-C	0186 0075 018	160 x 4,7	38	22	100	
185/47 SE-C	0186 0080 018	185 x 4,7	47	22	100	
300/47 SE-C	0186 0085 018	300 x 4,7	80	22	100	
370/47 SE-C	0186 0090 018	370 x 4,7	105	22	100	
210/76 SE-C	0186 0672 018	210 x 7,6	52	53	100	
300/76 SE-C	0186 0682 018	300 x 7,6	80	53	100	
370/76 SE-C	0186 0686 018	370 x 7,6	103	53	100	
175/90 SE-C	0186 0573 018	175 x 9	42	79	100	
260/90 SE-C	0186 0576 018	260 x 9	69	79	100	
360/90 SE-C	0186 0578 018	360 x 9	102	79	100	
550/90 SE-C	0186 0082 018	550 x 8,9	155	79	100	
780/90 SE-C	0186 0088 018	775 x 8,9	230	79	100	



SNCF (French Railway) approved by NFF 61-349

 Bag available with a European suspension hole.

SES-QUICK SL MDE cable tie
sensitive to metal detectors
metal blue




SES-QUICK



SES-QUICK MDE

	SL MDE	SL MDE PP
Material:	PA 6.6 with metal particles metal blue	PP with metal particles metal blue
Colour:	metal blue	metal blue
Operating temperatures:	-40 to +85°C +150°C short time	-20 to +70°C +110°C short time
Melting point:	260°C	168°C
Water absorption:	2-2,5 %	< 0.1%
Chemical resistance:	-	good resistance to acids, alkalis and detergents
Flame resistance:	V2 UL94	-
Specifications :	halogen free adapted to the success of a HACCP* processes.	



Application: The presence of metal particles in the cable tie allows easy detection thanks to any metal detector. These cable ties are thus used in electrical equipment boxes or chains of production in food and pharmaceutical industries to limit the risks of product contamination.

* HACCP : Hazard Analysis Critical Control Point

● **SL MDE**

type	article number	dimensions length x width (mm)	maximum bundle Ø (mm)	tensile strength daN	pcs	
100/25 SL MDE-C	0186 1001 093	100 x 2,5	20	8	100	
145/34 SL MDE-C	0186 1004 093	145 x 3,4	35	13	100	
185/46 SL MDE-C	0186 1009 093	185 x 4,6	47	22	100	
200/26 SL MDE-C	0186 1003 093	200 x 2,6	50	8	100	
380/47 SL MDE-C	0186 1013 093	380 x 4,7	109	22	100	
365/76 SL MDE-C	0186 1017 093	365 x 7,6	100	53	100	

● **SL MDE PP**

type	article number	dimensions length x width (mm)	maximum bundel Ø (mm)	tensile strength daN	pcs	
145/34 SL MDE PP-C	0186 1104 093	145 x 3,4	35	8	100	
185/46 SL MDE PP-C	0186 1109 093	185 x 4,6	47	13	100	
380/47 SL MDE PP-C	0186 1113 093	380 x 4,7	109	13	100	




(Other dimensions on special request, please consult us.)

Bag available with a European suspension hole.

Fixings and bases MDE

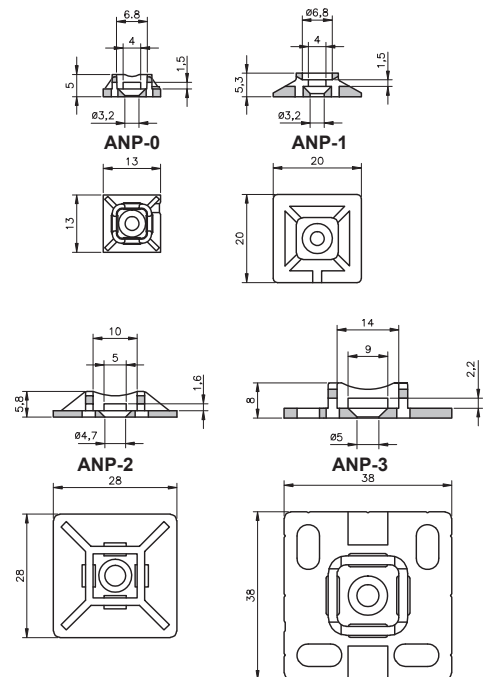
Material: PA 6.6 with metal particles
Colour: metal blue
Operating temperatures: -40 to +85°C
 +150°C short time
Melting point: 260°C
Flame resistance: V2 UL94 -
Specifications : halogen free
 adapted to the success of a HACCP*
 processes.

Application: The presence of metal particles in the accessories allows easy detection thanks to any metal detector. These accessories are thus used in electrical equipment boxes or chains of production in food and pharmaceutical industries to limit the risks of product contamination.

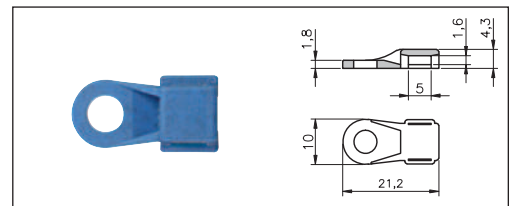


* HACCP : Hazard Analysis Critical Control Point

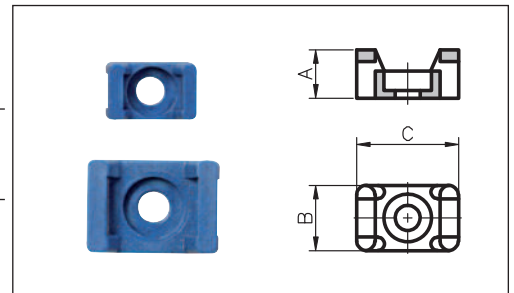
type	artide number	for cable ties maxi width mm	fixing with screw Ø mm	pcs
ANP-0-C MDE	0186 0916 093	3,6	3	100
ANP-1-C MDE	0186 0914 093	3,6	3	100
ANP-2-C MDE	0186 0915 093	4,8	4,5	100
ANP-3-C MDE	0186 0917 093	7,6	4,5	100



type	artide number	for cable ties maxi width mm	fixing with screw Ø mm	pcs
MB-123-C MDE	0186 0922 093	4,8	5	100
MB-123.35-C MDE	0186 0924 093	4,8	3	100



type	artide number	dimensions (mm)			for cable ties maxi width mm	fixing with screw Ø mm	pcs
		A	B	C			
TM-2S6-C MDE	0186 0925 093	6,9	9,5	14,9	4,7	3,5	100
TM-2S8-C MDE	0186 0926 093	6,9	9,5	14,9	4,7	4,3	100
TM-3S8-C MDE	0186 0930 093	9,7	15,9	22,2	9	4	100
TM-3S10-C MDE	0186 0530 093	9,7	15,9	22,2	9	4,5	100



A5/1-03



C12/3-01



B7/3-07



SES-SX cable ties for fast application





SES-SX

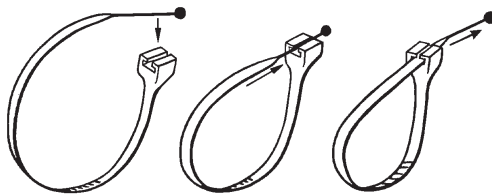


SES-QUICK SX

Material: Polyamide 6.6
Colour: natural - black
Serration: inside
Operating temperatures: -40 to +85°C (+150°C short time)
Melting point: +260°C
Specification: V2 UL94
Application: Cable tie for general use for the maintenance of cables and wire harnesses. With its open head, inserting the strip is done easily and quickly.



type	article number		dimensions length x width mm	maxi. clamping Ø mm	mini clamping force daN	 pcs
	natural (NL)	black (BK)				
SX 155/30 - M	0186 0100 018	0186 0100 010	155 x 3,2	33	8	1 000




Snap-in SES-QUICK cable ties
inside serrations
in PA 6.6




SES-QUICK

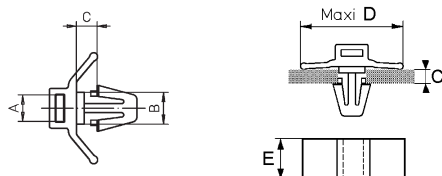


type	article number	dimensions length x width mm	maximum bundle Ø maxi. (mm)	tensile strength mini. (daN)	bore Ø mm	wall thickness mm	 pcs
R snap-in cable ties (-40 to +85°C)							
in natural Polyamide 6.6							
150/33R-C	0186 0760 018	155 x 3,3	32	13	5 - 5,5	2,8	100
200/46R-C	0186 0770 018	200 x 4,6	46	22	6 - 6,5	3,6	100
RB snap-in cable ties (-40 to +85°C)							
in natural Polyamide 6.6 - head with support cradle							
200/47RB-C	0186 0365 018	210 x 4,7	48	22	6 - 6,4	1 ... 2,7	100
RA snap-in cable ties (-40 to +85°C)							
releasable, in natural Polyamide 6.6 - head with support cradle							
200/47RA-C	0186 0361 018	210 x 4,7	48	22	6 - 6,4	1 ... 2,7	100
RA HT snap-in cable ties (-40 to +110°C)							
releasable, in black Polyamide 6.6, resistant to UV radiation							
200/47RA HT-C	0186 0363 010	210 x 4,7	48	22	6 - 6,4	1 ... 2,7	100



• Push-in rivet base K in PA 6.6

type	article number	bore Ø B (mm)	plate thickness C (mm)	max. side length D (mm)	width E (mm)	 pcs
For cable ties up to 3,8 mm wide (A)						
K50-27 black	0186 0934 010	5 - 5,4	0,8 - 2,7	18,5	7	100
K50-27 natural	0186 0934 018	5 - 5,4	0,8 - 2,7	18,5	7	100
K50-36 black	0186 0933 010	5 - 5,4	1 - 3,6	20,5	7	100
K50-36 natural	0186 0933 018	5 - 5,4	1 - 3,6	20,5	7	100
For cable ties up to 4,8 mm wide (A)						
K60-27 black	0186 0932 010	6 - 6,4	0,8 - 2,7	22	9,5	100
K60-27 natural	0186 0932 018	6 - 6,4	0,8 - 2,7	22	9,5	100
K60-36 black	0186 0931 010	6 - 6,4	1 - 3,6	23,5	9,5	100
K60-36 natural	0186 0931 018	6 - 6,4	1 - 3,6	23,5	9,5	100




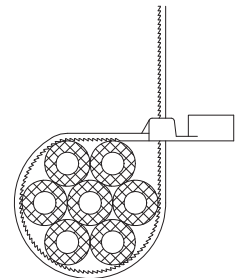


Series T

Material: polyamide 6.6
Colours: natural - black
Operating temperatures: -40 to +85°C
 (+150°C short time)
Melting point: +260°C
Serrations: inside serrations
Ultimate elongation: 60 %
Dielectric strength: 27 kV/mm
Flame resistance: V2 UL94
Application: cable ties with mounting hole for particular indoor use. Screw fixing.




type	article number		dimensions length x width mm	maximum bundle Ø mm	tensile strength mini (daN)	hole Ø mm	 pcs
	natural (NL)	black (BK)					
110/25 T-C	0186 0780 018	-	110 x 2,5	18	8	3,2	100
150/36 T-C	0186 0790 018	-	150 x 3,6	32	13	4,5	100
200/48 T-C	0186 0800 018	0186 0800 010	200 x 4,8	50	22	5,5	100
380/76 T-C	0186 0810 018	-	380 x 7,6	100	54	6,2	100






• **TE cable ties**
with horizontal write-on area - inside serrations



type	article number	write-on area dimensions mm	dimensions length x width mm	maximum bundle Ø mm	tensile strength mini. (daN)	 pces
110/25 TE-C	0186 0820 018	20 x 9	110 x 2,5	18	8	100
200/47 TE-C	0186 0368 018	28 x 13	210 x 4,7	48	22	100


• **TI cable ties**
with horizontal write-on area - inside serrations



type	article number	write-on area dimensions mm	dimensions length x width mm	maximum bundle Ø mm	tensile strength mini. (daN)	 pces
100/25 TI-C	0186 0840 018	25 x 8	100 x 2,5	18	8	100
200/25 TI-C	0186 0850 018	25 x 8	200 x 2,5	50	8	100
200/47 TI-C	0186 0367 018	28 x 13	200 x 4,7	48	22	100

• **LI cable ties**
with vertical write-on area - inside serrations



type	article number	write-on area dimensions mm	dimensions length x width mm	maximum bundle Ø mm	tensile strength mini. (daN)	 pces
200/47 LI-C	0186 0860 018	28 x 13	200 x 4,7	48	22	100
370/48 LI-C	0186 0470 018	28 x 13	370 x 4,8	85	22	100



Waterproof pens for marking: see page C14/5





SES-QUICK SL-COLOR

Material: PA 6.6
Operating temperatures: -40 to +85°C
 +150°C short time
Serrations: inside serration
Ultimate elongation: 60 %
Specification: halogen free
Flame resistance: V2 UL94

Application: The SES-QUICK SL-color cable ties are easy to use and can be fastened by hand or with our tool.
 The coloured cable ties can also be used for identifying electrical cables.



Standard colours (international colour code):


001	002	003	004	005	006	007	008	013	010
white (WH)	blue (BU)	green (GN)	yellow (YE)	orange (OG)	brown (BN)	red (RD)	violet (VT)	grey (GY)	black* (BK)

Example for order:

code group	detail article	code colour
01860	xxx	xxx

Fluorescent colours only available for SES-QUICK 210/34 SL COLOR-C cable ties

104	105	115
neon yellow	neon orange	neon pink



type	article number	dimensions length x width mm	maxi. bundle Ø mm	tensile strength mini. (daN)	pcs
150/26 SL COLOR-C	0186 0028 xxx	150 x 2,6	40	8	100
210/34 SL COLOR-C	0186 0628 xxx	210 x 3,4	55	13	100
300/46 SL COLOR-C	0186 0638 xxx	300 x 4,6	76	22	100
365/76 SL COLOR-C	0186 0068 xxx	365 x 7,6	100	54	100

* C12/1-01: Standard cable ties in natural and black



Other sizes and colors available upon request.



Bag available with a European suspension hole.




C12/1-01 : standard cable ties colour natural

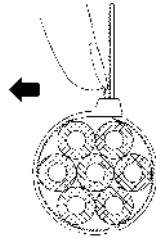


C16/1-01




• **SDA cable ties in natural Polyamide 6.6**
 releasable - inside serrations

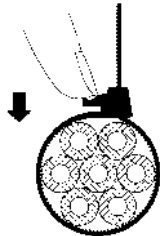
type	article number	dimensions length x width mm	maximum bundle Ø mm	tensile strength mini. (daN)	 pcs
200/48 SDA-M	0186 0550 018	200 x 4,8	50	22	1000
200/48 SDA-C	0186 0555 018	200 x 4,8	50	22	100
300/48 SDA-M	0186 0560 018	300 x 4,8	76	22	1000
300/48 SDA-C	0186 0565 018	300 x 4,8	76	22	100





• **SDB cable ties**
 releasable - inside serrations

type	artide number	dimensions length x width mm	maximum bundle Ø mm	tensile strength mini. (daN)	 pcs
120/76 SDB-C	0186 0880 010	120 x 7,6	26	22	100
200/76 SDB-C	0186 0885 010	200 x 7,6	50	22	100
300/76 SDB-C	0186 0890 010	300 x 7,6	80	22	100
370/76 SDB-C	0186 0895 010	370 x 7,6	102	22	100







SES-CR

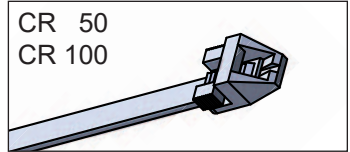
Material: polyamide 12
Colour: black
Temperature range: -40 to + 80°C
Serration: inside serrations
Ultimate elongation: 370%
Dielectric strength: > 50 kV/mm
Flame resistance: HB UL94

Application: releasable cable ties with locking slider.

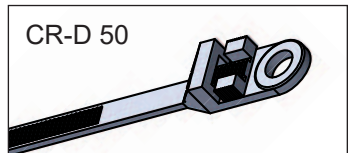


type	article number	dimensions length x width mm	maximum bundle Ø mm	tensile strength mini. (daN)	 pcs
CR 50	0121 0001 010	190 x 4,8	10 ... 50	22	50
CR-D 50	0121 0002 010	200 x 4,8	10 ... 50	22	50
CR-E 50	0121 0003 010	200 x 4,8	10 ... 50	22	50
CR 100	0121 0004 010	350 x 4,8	45 ... 100	22	50


* Diameter of the eyelet: 5,5 mm



with head, straight



with mounting hole head*



with mounting head, 90°*



















SL-HT cable ties black
for external use and/or at high temperatures
inside serrations
PA 6.6 black H.T.



SES-QUICK
-40 to +110°C




• **SL-HT cable ties**
resistant to UV radiation

type		artide number	dimensions length x width mm	maximum bundle Ø mm	tensile strength mini. (daN)	 pcs	
85/24	SL HT-M	0186 0110 010	85 x 2,4	16	8	1000	
85/24	SL HT-C	0186 0111 010	85 x 2,4	16	8	100	
100/25	SL HT-M	0186 0120 010 *	100 x 2,5	20	8	1000	
100/25	SL HT-C	0186 0121 010	100 x 2,5	20	8	100	
150/26	SL HT-M	0186 0122 010	150 x 2,6	40	8	1000	
150/26	SL HT-C	0186 0123 010	150 x 2,6	40	8	100	
200/26	SL HT-M	0186 0180 010 *	200 x 2,6	50	8	1000	
200/26	SL HT-C	0186 0181 010	200 x 2,6	50	8	100	
145/34	SL HT-M	0186 0130 010 *	145 x 3,4	35	13	1000	
145/34	SL HT-C	0186 0131 010	145 x 3,4	35	13	100	
210/34	SL HT-M	0186 0142 010	210 x 3,4	55	13	1000	
210/34	SL HT-C	0186 0143 010	210 x 3,4	55	13	100	
300/36	SL HT-M	0186 0232 010	295 x 3,6	76	13	1000	
300/36	SL HT-C	0186 0233 010	295 x 3,6	76	13	100	
370/36	SL HT-C	0186 0242 010	370 x 3,6	102	13	100	
160/46	SL HT-M	0186 0124 010	160 x 4,6	38	22	1000	
160/46	SL HT-C	0186 0125 010	160 x 4,6	38	22	100	
185/46	SL HT-M	0186 0140 010	185 x 4,6	47	22	1000	
185/46	SL HT-C	0186 0141 010	185 x 4,6	47	22	100	
250/46	SL HT-M	0186 0126 010	250 x 4,6	60	22	1000	
250/46	SL HT-C	0186 0127 010	250 x 4,6	60	22	100	
300/46	SL HT-M	0186 0146 010	300 x 4,6	83	22	1000	
300/46	SL HT-C	0186 0147 010	300 x 4,6	83	22	100	
380/47	SL HT-C	0186 0150 010	380 x 4,7	109	22	100	
180/76	SL HT-C	0186 0132 010	180 x 7,6	36	54	100	
240/76	SL HT-C	0186 0144 010	240 x 7,6	50	54	100	
300/76	SL HT-C	0186 0148 010	300 x 7,7	76	54	100	
365/76	SL HT-C	0186 0160 010	365 x 7,6	100	53	100	
550/90	SL HT-C	0186 0163 010	550 x 8,9	155	79	100	
780/90	SL HT-C	0186 0162 010	775 x 8,9	230	79	100	



* Packed per 10 bundles of 100 pieces.

 Bag available with a European suspension hole.

SE HT cable ties with outside serrations for use at high temperatures

PA 6.6 black H.T.















SES-QUICK

-40 to +110°C



• SE HT cable ties resistant to UV radiation- outside serrations

type	article number	dimensions length x width mm	maximum bundle Ø mm	tensile strength mini. (daN)	 pcs	
110/26 SE HT-C	0186 0606 010	110 x 2,6	24	8	100	
125/47 SE HT-C	0186 0071 010	125 x 4,7	26	22	100	
160/47 SE HT-C	0186 0076 010	160 x 4,7	38	22	100	
185/47 SE HT-C	0186 0081 010	185 x 4,7	47	22	100	
300/47 SE HT-C	0186 0087 010	300 x 4,7	80	22	100	
370/47 SE HT-C	0186 0092 010	370 x 4,7	105	22	100	
210/76 SE HT-C	0186 0674 010	210 x 7,6	52	53	100	
300/76 SE HT-C	0186 0684 010	300 x 7,6	80	53	100	
370/76 SE HT-C	0186 0688 010	370 x 7,6	103	53	100	
175/90 SE HT-C	0186 0574 010	175 x 9	42	79	100	
260/90 SE HT-C	0186 0577 010	260 x 9	69	79	100	
360/90 SE HT-C	0186 0579 010	360 x 9	102	79	100	
550/90 SE HT-C	0186 0083 010	550 x 8,9	155	79	100	
780/90 SE HT-C	0186 0089 010	775 x 8,9	230	79	100	



SNCF (French Railway) approved by NFF 61-349



Bag available with a European suspension hole.

SR HT cable ties releasable
for use at high temperatures
PA 6.6 black H.T.




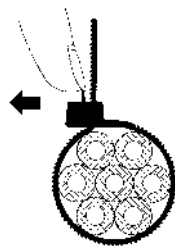
SES-QUICK

-40 to +110°C



• **SR HT cable ties**
resistant to UV radiation - outside serrations

type	article number	dimensions length x width mm	maximum bundle Ø mm	tensile strength mini. (daN)	 pcs
110/26 SR HT-C	0186 0608 010	110 x 2,6	24	8	100
125/47 SR HT-C	0186 0480 010	125 x 4,7	26	22	100
160/47 SR HT-C	0186 0485 010	160 x 4,7	38	22	100
185/47 SR HT-C	0186 0490 010	185 x 4,7	47	22	100
300/47 SR HT-C	0186 0493 010	300 x 4,7	80	22	100
370/47 SR HT-C	0186 0495 010	370 x 4,7	105	22	100
210/76 SR HT-C	0186 0295 010	210 x 7,6	52	53	100
300/76 SR HT-C	0186 0296 010	300 x 7,6	80	53	100
370/76 SR HT-C	0186 0297 010	370 x 7,6	103	53	100
175/90 SR HT-C	0186 0591 010	175 x 9	42	79	100
260/90 SR HT-C	0186 0592 010	260 x 9	69	79	100
360/90 SR HT-C	0186 0593 010	360 x 9	102	79	100



Cable tie SES-QUICK SL-V0 (AF)

flame resistant

halogen free, red phosphorus free



SES-QUICK



SES-QUICK SL-V0 (AF)

Material: polyamide 6
flame resistant, halogen free

Colour: white - black

Serrations: inside

Operating temperatures: -40 to +100°C

Melting point: +220°C












Flame resistance: V0 UL94

Specifications: material approved according to the standard fire-smoke EN 45545


Application: cable ties adapted for fixing beams and flexible cables. Their inside serrations ensure efficient maintenance of cables.

Recommended in applications requiring high fire resistance and self-extinguishing materials (eg. Rolling material, aerospace, rail, tunnel, ...). Flame retardant system halogen and red phosphorus free which emit toxic gases under fire.



type	article number white	article number black	dimensions length x width mm	maxi. bundle Ø mm	mini tensile strength daN	 pces	
100/25 SL V0-C (AF)	0186 0342 001	0186 0342 010	100 x 2,5	20	8	100	
150/26 SL V0-C (AF)	0186 0025 001	0186 0025 010	150 x 2,6	40	8	100	
200/26 SL V0-C (AF)	0186 0612 001	0186 0612 010	200 x 2,6	50	8	100	
145/34 SL V0-C (AF)	0186 0032 001	0186 0032 010	145 x 3,4	35	13	100	
210/34 SL V0-C (AF)	0186 0625 001	0186 0625 010	210 x 3,4	55	13	100	
185/46 SL V0-C (AF)	0186 0339 001	0186 0339 010	185 x 4,6	47	22	100	
300/46 SL V0-C (AF)	0186 0637 001	0186 0637 010	300 x 4,6	76	22	100	
380/47 SL V0-C (AF)	0186 0341 001	0186 0341 010	380 x 4,7	109	22	100	
365/76 SL V0-C (AF)	0186 0065 001	0186 0065 010	365 x 7,6	100	53	100	

 Bag available with a European suspension hole.

 C16/1-01



Cable tie SES-QUICK SE-V0 (AF)

flame resistant

halogen free, red phosphorus free



SES-QUICK



SES-QUICK SE-V0 (AF)

Material: polyamide 6
flame resistant, halogen free

Colour: white - black

Serrations: outside

Operating temperatures: -40 to +100°C

Melting point: +220°C












Flame resistance: V0 UL94


Specifications: material approved according to the standard fire-smoke EN 45545


Application: cable ties used in high vibration environments without damaging the cables.

Recommended in applications requiring high fire resistance and self-extinguishing materials (eg. Rolling material, aerospace, rail, tunnel, ...). Flame retardant system halogen and red phosphorus free which emit toxic gases under fire.



type	article number white	article number black	dimensions length x width mm	maxi. bundle Ø mm	mini tensile strength daN		
110/26 SE-V0-C	0186 2001 001	0186 2001 010	110 x 2,6	24	8	100	
125/47 SE-V0-C	0186 2002 001	0186 2002 010	125 x 4,7	26	22	100	
160/47 SE-V0-C	0186 2003 001	0186 2003 010	160 x 4,7	38	22	100	
185/47 SE-V0-C	0186 2004 001	0186 2004 010	185 x 4,7	47	22	100	
300/47 SE-V0-C	0186 2005 001	0186 2005 010	300 x 4,7	80	22	100	
370/47 SE-V0-C	0186 2006 001	0186 2006 010	370 x 4,7	105	22	100	
210/76 SE-V0-C	0186 2007 001	0186 2007 010	210 x 7,6	52	53	100	
300/76 SE-V0-C	0186 2008 001	0186 2008 010	300 x 7,6	80	53	100	
370/76 SE-V0-C	0186 2009 001	0186 2009 010	370 x 7,6	103	53	100	
175/90 SE-V0-C	0186 2010 001	0186 2010 010	175 x 9	42	79	100	
260/90 SE-V0-C	0186 2011 001	0186 2011 010	260 x 9	69	79	100	
360/90 SE-V0-C	0186 2012 001	0186 2012 010	360 x 9	102	79	100	

 Bag available with a European suspension hole.

 C16/1-01



SL-PA12 cable ties

for outdoor use

PA 12 black







SES-QUICK

-40 to +80°C




• Cable ties series SL inside serrations

NOTE: Cable ties in black Polyamide 12 remain flexible even at high temperatures and in a dry environment, their stable performance remains even in very damp conditions.

type	article number	dimensions length x width mm	maximum bundle Ø mm	tensile strength min. (daN)	 pcs
145/34 SL PA12-C	0186 0036 010	145 x 3,4	35	8	100 
300/46 SL PA12-C	0186 0633 010	300 x 4,6	83	13	100 
365/76 SL PA12-C	0186 0063 010	365 x 7,6	100	30	100 



On request we can manufacture also other dimensions or types of ties in quality PA 12 black. Contact us !


 Bag available with a European suspension hole.





SES-QUICK SL-PP

Material: polypropylene
Colour: brown
Serrations: inside
Operating temperatures: -20 to +70°C (+110°C short time)
Melting point: +160°C
Specifications: Highly resistant to acids, alkalis and detergents.
 Material complies with regulations on products in contact with food.

Application: cable ties recommended for use in the field of food processing.



type	article number	dimensions length x width mm	maximum bundle Ø mm	tensile strength daN	 pcs
100/25 SL PP-M	0186 0017 006	100 x 2,5	20	5	1000
150/26 SL PP-M	0186 0027 006	150 x 2,6	40	5	1000
145/34 SL PP-M	0186 0033 006	145 x 3,4	35	8	1000
210/34 SL PP-M	0186 0227 006	210 x 3,4	55	8	1000
185/46 SL PP-M	0186 0043 006	185 x 4,6	47	13	1000
300/46 SL PP-M	0186 0237 006	300 x 4,6	83	13	1000
380/47 SL PP-D	0186 0053 006	380 x 4,7	109	13	500
365/76 SL PP-D	0186 0067 006	365 x 7,6	100	22	500 



Other sizes available on request.



Bag available with a European suspension hole.



C16/1-01









SES-QUICK BIO

Material: biodegradable polyester
Colour: natural
Serrations: inside
Operating temperatures: -20 to +70°C
 +90°C short time
Melting point: 120°C
Ultimate elongation: 330 %
Specifications: biodegradable material according to NF EN 13432: 2000 and ASTM D6400.


Applications: cable ties for holding and fixing cables, cable harnesses and various items for temporary use (pre-assembly operations, maintenance work, construction sites, events, etc.).


Storage conditions: keep away from humidity, heat and light to avoid any degradation of the product before use. Made of biodegradable material, these fasteners have a limited life span.



type	article number	dimensions length x width mm	maxi. bundle Ø mm	tensile strength mini. (daN)	 pcs
150/26 BIO-C	0186 1203 018	150 x 2,6	40	5	100 
210/34 BIO-C	0186 1206 018	210 x 3,4	55	8	100 
250/46 BIO-C	0186 1211 018	250 x 4,6	60	11	100 
300/76 BIO-C	0186 1216 018	300 x 7,6	76	22	100 
365/76 BIO-C	0186 1217 018	365 x 7,6	100	22	100 

New



 Bag available with a European suspension hole.



 C16/1-01





C13


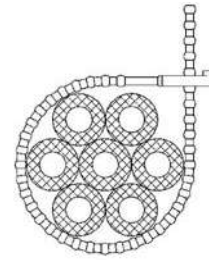
Various cable ties





PLIO-GRAINS

Material:	PA (polyamide 6)	PP (polypropylene)
Colours:	natural - black	natural
Operating temperatures:	-20 to +85°C	-20 to +75°C
Flame resistance:	V2 UL94	-
Application:	outdoor use for black colour	standard use




type	article number	length mm	bundle Ø mm	tensile strength daN	colour	pces
110 PA natural	0113 0001 018	110	2 - 30	9	natural	500
160 PA natural	0113 0003 018	160	6 - 50	11	natural	500
260 PA natural	0113 0002 018	260	10 - 75	25	natural	100
110 PA black	0113 0001 010	110	2 - 30	9	black	500
160 PA black	0113 0003 010	160	6 - 50	11	black	500
260 PA black	0113 0002 010	260	10 - 75	25	black	100



type	article number	length mm	bundle Ø mm	tensile strength daN	colour	pces
110 PP natural	0113 0010 018	110	2 - 30	7	natural	500
160 PP natural	0113 0012 018	160	6 - 50	9	natural	500
260 PP natural	0113 0011 018	260	10 - 75	11	natural	100

• **Cable ties series CB**
for cable bundles - outside serration


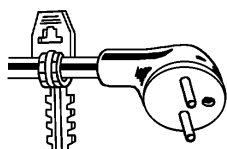
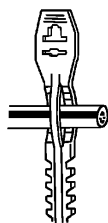


type	artide number	dimensions length x width mm	maximum bundle Ø mm	tensile strength mini. (daN)	 pcs
CB 140 F natural	0141 0002 018	140 x 6	10 → 30	10	500
CB 200 F natural	0141 0004 018	200 x 6	12 → 50	10	500

• **Cable ties series SF**
for cable binding and plugtop retention.



type	artide number	dimensions length x width mm	 pcs
SES-160/90 SF-D natural	0186 0950 018	165 x 9	500
SES-160/90 SF-C natural	0186 0955 018	165 x 9	100



SES-TW twist ties for indoor use




SES-TW



SES-TW

Material: polyamide 6.6
Colour: natural
Operating temperatures: -40 to +85°C
Ultimate elongation: 40 %
Flame resistance: V2 UL94
Dielectric strength: > 23 kV/mm

Application: twist cable ties for quick assembly for indoor use.



• Twist cable ties

type	article number	dimensions (mm)			pcs		
		ØA	B	binding Ø			
TW-4 natural	0186 0943 018	5,2	21	4,5	100		
TW-10 natural	0186 0941 018	8,6	26	7,6	100		
TW-12 natural	0186 0940 018	12	30	11	100		
TW-14 natural	0186 0945 018	15	35,1	14	100		
TW-20 natural	0186 0942 018	20	39,5	18	100		

• Twist cable tie with rivet

type	article number	dimensions (mm)				pcs		
		ØA	B	C	bore Ø			
TW-R-10 natural	0186 0946 018	11	31	10	4,8	100		

SES-WRAP cable ties and bands

Plastic tie - self fastening



SES-WRAP




SES-WRAP

Material: hooks: PP
strap: PA

Operating temperatures: -20 to +105°C

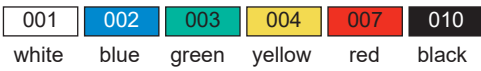
Specification: halogen free

Application: Use for fixing delicate cables, cable organisation.
Adjustable and reusable self-gripping bands and cable ties.



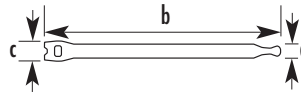
• SES-WRAP cables ties

Standard colours:



Example for order:

code group	detail article	code colour
0821	XXXXXX	XXXX



type	article number	dimensions a x b mm	width of the head c (mm)	pcs
SES-WRAP 20x150	0821 0020 ***	13 x 150	20	60
SES-WRAP 20x200	0821 0021 ***	13 x 200	20	50
SES-WRAP 20x330	0821 0022 ***	13 x 330	20	30



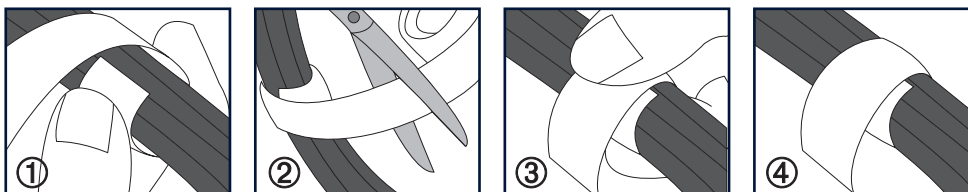
• SES-WRAP self fastening band

Standard colours:



black

type	article number	width (mm)	m
SES-WRAP TAPE 10	0821 1010 010	10	25
SES-WRAP TAPE 20	0821 1020 010	20	25



Bag available with a European suspension hole.

For black inkjet printing on SES-WRAP cable ties, please consult us.

INOX-BALL-QUICK


Material: stainless steel 304 or 316
Operating temperatures: -80 to +540°C
Thickness: 0,265 mm
Flame resistance: non-flammable
U.V. resistance: very good
Specification: certification UL 62275


Applications: for cables or flexible tubing.

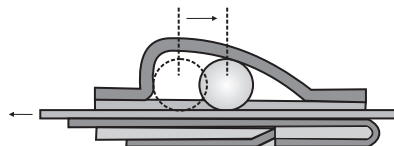
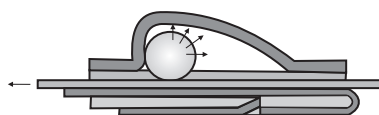
304: recommended in extreme temperature applications or flammable like food, chemical, medical ...

316: recommended in applications with risk of corrosion, such as shipbuilding, mining, petrochemical, textile ...

High resistance to **corrosion**.



Stainless steel 304		Stainless steel 316		dimensions length x width mm	maximum bundle Ø mm	tensile strength mini (daN)	 pcs
type	article number	type	article number				
IBQ 100/46 N304	0187 0007 000	IBQ 100/46 N316	0187 0027 000	100 x 4,6	18	44	100
IBQ 200/46 N304	0187 0001 000	IBQ 200/46 N316	0187 0021 000	200 x 4,6	50	44	100
IBQ 260/46 N304	0187 0002 000	IBQ 260/46 N316	0187 0022 000	260 x 4,6	69	44	100
IBQ 360/46 N304	0187 0003 000	IBQ 360/46 N316	0187 0023 000	360 x 4,6	100	44	100
IBQ 520/46 N304	0187 0004 000	IBQ 520/46 N316	0187 0024 000	520 x 4,6	151	44	100
IBQ 620/46 N304	0187 0005 000	IBQ 620/46 N316	0187 0025 000	620 x 4,6	183	44	100
IBQ 840/46 N304	0187 0006 000	IBQ 840/46 N316	0187 0026 000	840 x 4,6	253	44	100
IBQ 100/79 N304	0187 0018 000	IBQ 100/79 N316	0187 0037 000	100 x 7,9	18	111	100
IBQ 200/79 N304	0187 0011 000	IBQ 200/79 N316	0187 0031 000	200 x 7,9	50	111	100
IBQ 260/79 N304	0187 0012 000	IBQ 260/79 N316	0187 0032 000	260 x 7,9	69	111	100
IBQ 360/79 N304	0187 0013 000	IBQ 360/79 N316	0187 0033 000	360 x 7,9	100	111	100
IBQ 520/79 N304	0187 0014 000	IBQ 520/79 N316	0187 0034 000	520 x 7,9	151	111	100
IBQ 620/79 N304	0187 0015 000	IBQ 620/79 N316	0187 0035 000	620 x 7,9	183	111	100
IBQ 840/79 N304	0187 0016 000	IBQ 840/79 N316	0187 0036 000	840 x 7,9	253	111	100
IBQ 1000/79 N304	0187 0017 000	-	-	1000 x 7,9	304	111	100



C13/30-03



C13/30-03



D6/7/01




INOX-MULTI-QUICK


	IMQ N316	IMQ R316
Material:	stainless steel	stainless steel
Coating:	-	polyester
Temperatures of use:	-80 to +540°C	-30 to +150°C
Thickness:	0,279 mm	0,46 mm
Flame resistance:	non-flammable	-
U.V. resistance:	excellent	very good

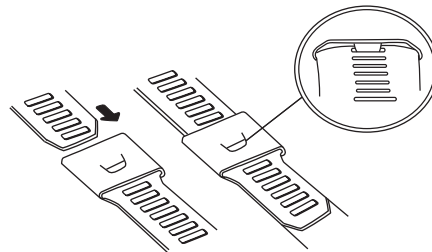
Applications: these ties can be tightened in steps due to a unique multiple locking system. To apply with a hook or with tensioner on rigid or flexible support.

316: recommended in extreme temperature applications and **corrosion..**




316 coated: recommended for fragile insulated cables.



Stainless steel 316		Stainless steel 316 PA coated		dimensions length x width mm	maximum bundle Ø mm	tensile strength mini (daN)	 pcs
type	article number	type	article number				
IMQ 225/70 N316	0187 0101 000	IMQ 225/70 R316	0187 0121 000	225 x 7	58	44	100
IMQ 300/70 N316	0187 0102 000	IMQ 300/70 R316	0187 0122 000	300 x 7	80	44	100
IMQ 450/70 N316	0187 0103 000	IMQ 450/70 R316	0187 0123 000	450 x 7	128	44	100
IMQ 610/70 N316	0187 0104 000	IMQ 610/70 R316	0187 0124 000	610 x 7	179	44	100
IMQ 225/120 N316	0187 0111 000	IMQ 225/120 R316	0187 0131 000	225 x 12	58	111	100
IMQ 300/120 N316	0187 0112 000	IMQ 300/120 R316	0187 0132 000	300 x 12	80	111	100
IMQ 450/120 N316	0187 0113 000	IMQ 450/120 R316	0187 0133 000	450 x 12	128	111	100
IMQ 610/120 N316	0187 0114 000	IMQ 610/120 R316	0187 0134 000	610 x 12	179	111	100






type	article number	description	for ties	weight g	 pces
K111	0187 0240 000	manual pulling and cutting	INOX-BALL-QUICK INOX-MULTI-QUICK PLIOTER	550	1 
RR-G01	0187 0250 000	adjustable tension and automatic cut-off.	INOX-BALL-QUICK & INOX-MULTI-QUICK (width only 7 mm)	550	1 



C13/30-01




D6/7/01





C14

Cable ties accessories



Cable tie bases for SES-QUICK cable tie



SES-QUICK



Cable tie base ANP

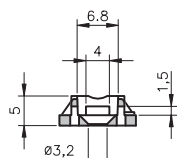
Material base: PA
self adhesive*: polyethylene foam
Colours: natural - black
Operating temperatures: -40 to +60°C
Flame resistance: V2 UL94

Application: adhesive cable tie base for cable ties SES-QUICK, recommended for rapid fixation of lightweight cables. Can be fixed with screws.

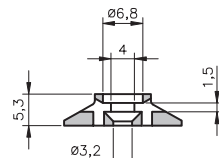
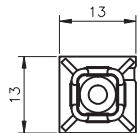


☛ C12/3-...: Also available in version sensitive to metal detector.

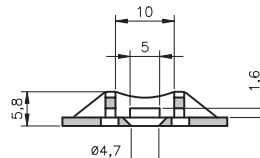
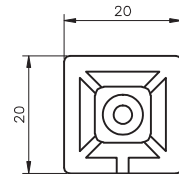
type	art. no.		for cable ties max. width mm	fixing by screw Ø mm	 pcs
	natural (NL)	black (BK)			
ANP-0-C	0186 0903 018	0186 0904 010	3,6	3	100
ANP-1-C	0186 0912 018	0186 0911 010	3,6	3	100
ANP-2-C	0186 0900 018	0186 0901 010	4,8	4,5	100
ANP-3-C	0186 0905 018	0186 0906 010	7,6	4,5	100



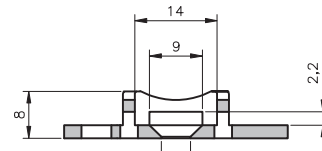
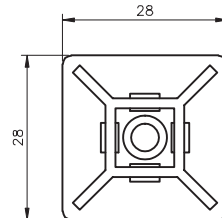
ANP-0



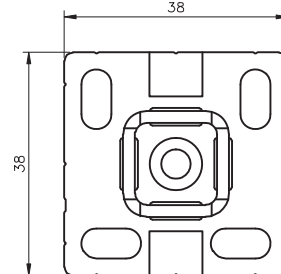
ANP-1



ANP-2



ANP-3



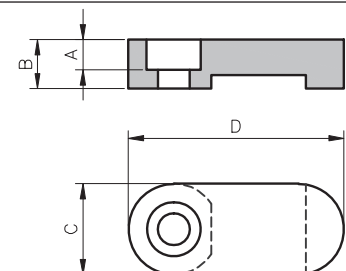
* **IMPORTANT:** Good adhesion with our products is achieved by a smooth, clean, dry and perfectly degreased surface of the support. Do not touch the adhesive before application. In general, we recommend preliminary tests

Cable tie base S2 / S8 / S12

Material: high impact polystyrene
Colour: black
Operating temperatures: -30 to +80°C



type	article number	dimensions (mm)				for cable ties max. width mm	fixing by screw Ø mm	 pcs
		A	B	C	D			
S2	0112 0001 010	3	5	10	14,5	2,6	3	100
S8	0112 0002 010	4	6,5	12	24,5	7,6	4	100
S12	0112 0003 010	4	6,5	12	28,5	9	4	100



Cable tie bases for SES-QUICK cable tie




SES-QUICK



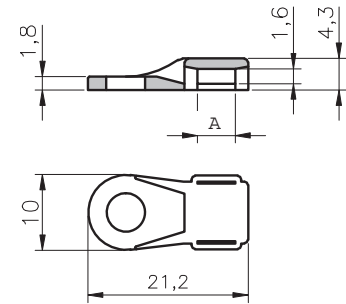
Cable tie base MB-123

Material: PA
Colour: natural
Operating temperatures: -40 to +85°C
Flame resistance: V2 UL94



C12/3-...: Also available in version sensitive to metal detector.

type	article number	for cable ties max. width mm	A fixing by screw Ø mm	 pcs
MB-123-C	0186 0922 018	4,8	5	100
MB-123.35-C	0186 0924 018	4,8	3	100

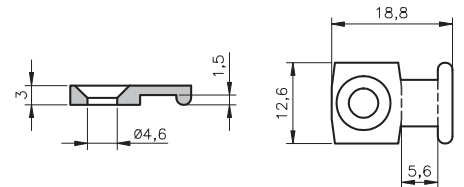


Cable tie base SM-8

Material: PA
Colours: natural - black
Operating temperatures: -20 to +70°C
Flame resistance: V2 UL94



type	article number		for cable ties max. width mm	fixing by screw Ø mm	 pcs
	natural (NL)	black (BK)			
SM-8-C	0186 0910 018	0186 0910 010	4,8	4,6	100

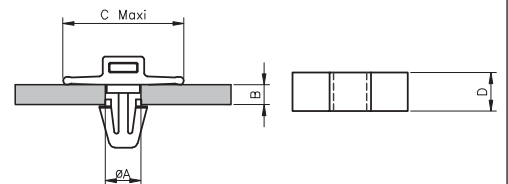


Cable tie base with clip K50 / K60

Material: PA
Colours: natural - black
Operating temperatures: -20 to +70°C
Flame resistance: V2 UL94



type	article number		ØA	dimensions (mm)			for cable ties max. width mm	 pcs
	natural (NL)	noir (BK)		B	C	D		
K50-27	0186 0934 018	0186 0934 010	5...5,4	0,8...2,7	18,5	7	3,6	100
K50-36	0186 0933 018	0186 0933 010	5...5,4	1...3,6	20,5	7	3,6	100
K60-27	0186 0932 018	0186 0932 010	6...6,4	0,8...2,7	22	9,5	4,7	100
K60-36	0186 0931 018	0186 0931 010	6...6,4	1...3,6	23,5	9,5	4,7	100



Accessories - tie bases for SES-QUICK cable ties


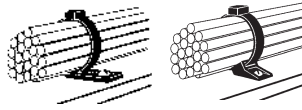


SES-QUICK



Tie base CH-X / CB-S


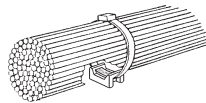
Material: polyamide 6
Colour: black
Operating temperatures: -20 to +70°C
Flame resistance: V2 UL94



type	article number	for cable ties max. width mm	fixing by screw Ø mm	pcs				
CH-X	0127 0031 010	4,7	5	50				
type	article number	dimensions (mm)			for cable ties max. width mm	fixing by screw Ø mm	pcs	
CB-S8	0127 0046 010	A	B	C	7,6	4	50	
CB-S12	0127 0050 010	2,8	9,2	23,5	9	5	50	

Tie cradle TM

Material: polyamide 6.6
Colours: natural - black
Operating temperatures: -40 to +85°C
Flame resistance: V2 UL94



C12/3-...: Also available in version sensitive to metal detector.

type	article number		dimensions (mm)			for cable ties max. width mm	fixing by screw Ø mm	pcs	
	natural	black	A	B	C				
TM-2S6	0186 0925 018	0186 0925 010	6,9	9,5	14,9	4,7	3,5	100	
TM-2S8	0186 0926 018	0186 0926 010	6,9	9,5	14,9	4,7	4,3	100	
TM-3S8	0186 0930 018	0186 0930 010	9,7	15,9	22,2	9	4	100	
TM-3S10	0186 0530 018	0186 0530 010	9,7	15,9	22,2	9	4,5	100	

Stand off cradle CH-935

Material: polyamide 6 (PA6) / polyamide 12 (PA12)
Colour: black / black
Operating temperatures: -20 to +70°C / -40 to +60°C
Flame resistance: V2 UL94 / HB UL94



type	article number	material	for cable ties max width mm	fixing by screw Ø mm	pcs	
CH-935-6	0189 0536 010	PA 6	9	5	100	
CH-935-12	0189 0535 010	PA 12	9	5	100	

Accessories and tie bases for SES-QUICK cable ties

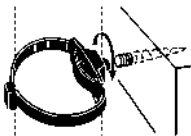


SES-QUICK



Screw fixing mount CH-S / CH-S8

Material: polyamide 6
Colour: black
Operating temperatures: -20 to +70°C
Flame resistance: V2 UL94



type	article number	dimensions (mm)					E	for cable ties max. width mm	fixing by screw Ø mm	pcs	
		ØA	B	C	D						
CH-S	0127 0038 010	5,6	5,5	9	8,5	22	4,7	5,6	50		
CH-S8	0127 0039 010	5,3	9	10	15	34	9	5,3	50		

Double tie base CH-936

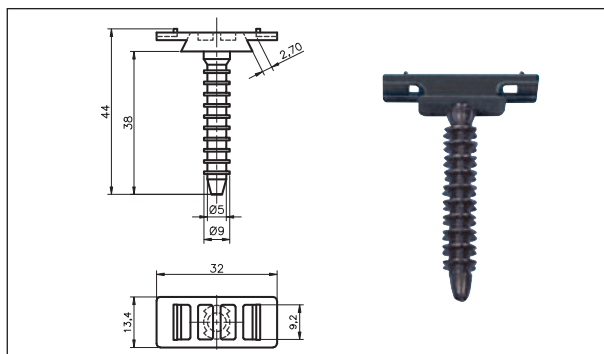
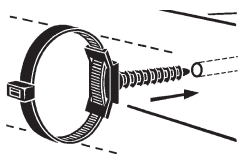
Material:	polyamide 6 (PA6)	polyamide 12 (PA12)
Colour:	black	black
Operating temperatures:	-20 to +70°C	-40 to +60°C
Flame resistance:	V2 UL94	HB UL94



type	article number	material	for cable ties max. width mm	pcs	
CH-936-6	0189 0516 010	PA 6	2 x 9	100	
CH-936-12	0189 0515 010	PA 12	2 x 9	100	
CH-V	0127 0048 010	PA 6	2 x 9	50	
CH-W	0127 0047 010	PA 6	1x 25 + 1x 9	50	

Wall plug CH-C8

Material: polyamide 12
Colour: black
Operating temperatures: -40 to +60°C
Flame resistance: HB UL94



type	article number	for cable ties max. width mm	Ø boring mm	pcs
CH-C8	0127 0045 010	9	7	50

Accessories

for SES-QUICK cable ties




SES-QUICK

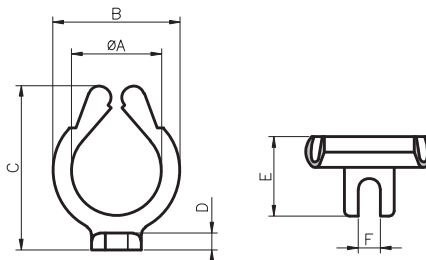


Cable support CH-F

Material: polyacetal - polyoxymethylene (POM)
Colour: green
Operating temperatures: -20 to +100°C
Flame resistance: HB UL94


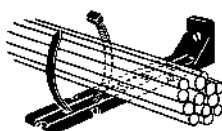


type	article number	dimensions (mm)						for cable ties max. width mm	pcs
		ØA	B	C	D	E	F		
CH-F17	0127 0034 003	17	24	31	3,2	15	4,2	4,8	25
CH-F33	0127 0035 003	33	41,4	57	3,5	17,5	5,2	4,8	25

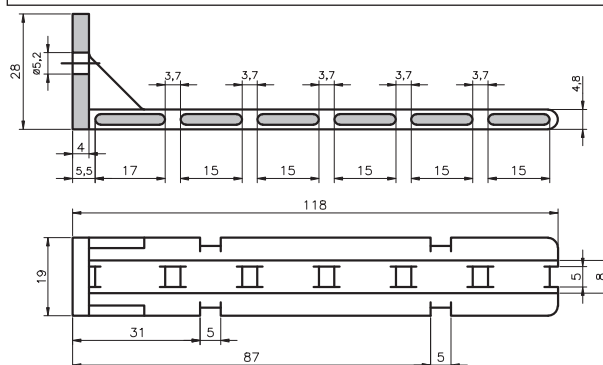


Cable tie base CH-J

Material: polyamide 6.6
Colour: black
Operating temperatures: -40 to +85°C
Flame resistance: V2 UL94

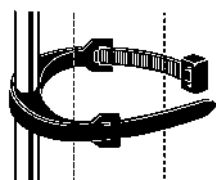


type	article number	for cable ties max. width mm	pcs

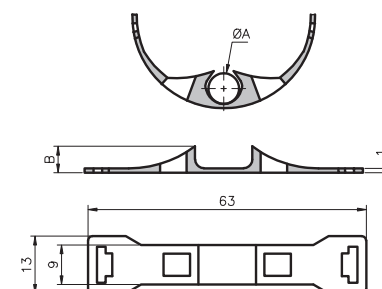


Anchoring collar CH-B

Material: polyamide 12
Colour: black
Operating temperatures: -40 to +60°C
Flame resistance: HB UL94



type	article number	dimensions (mm)		for cable ties max. width mm	pcs
		ØA	B		
CH-B5	0127 0042 010	<5	4,5	7,6	50
CH-B7	0127 0043 010	6-7	6	7,6	50





C15

Cable ties for installations




SES-SM cable ties for installations external serrations



SES-SM



	SM6	SM66+	SM12
Material:	Polyamide 6	Polyamide 6.6 modified	Polyamide 12
Colours:	black	black	black
Temperatures of use:	-20 to +70°C +120°C short time	-40 to +70°C +120°C short time	-40 to +60°C +120°C short time
Specifications:	good resistance against U.V. V2 UL94	protected against U.V. HB UL94	protected against U.V. conform to norm NFC20540 HB UL94
Application:	For indoor use	For indoor and outdoor use	For indoor and outdoor use

type	article number	dimensions length x width mm	maximum bundle Ø mm	tensile strenght mini. daN	 pcs
Cable ties for installations SM6 (in bags)					
SM6-183/60 BK-C*	0189 0050 010	183 x 6	43	30	100
SM6-183/90 BK-C*	0189 0060 010	183 x 9	41	40	100
SM6-265/90 BK-C	0189 0070 010	265 x 9	63	51	100
SM6-355/90 BK-C	0189 0080 010	355 x 9	90	51	100
Cable ties for installations SM66+ (in boxes)					
SM66+ 183/90 BK-C*	0189 0201 010	183 x 9	41	40	100
SM66+ 265/90 BK-C	0189 0202 010	265 x 9	63	51	100
SM66+ 355/90 BK-C	0189 0203 010	355 x 9	90	51	100
Cable ties for installations SM12 (in boxes)					
SM12-183/60 BK-C*	0189 0105 010	183 x 6	43	30	100
SM12-130/90 BK-C*	0189 0165 010	130 x 9	25	40	100
SM12-183/90 BK-C*	0189 0115 010	183 x 9	41	40	100
SM12-265/90 BK-C	0189 0125 010	265 x 9	63	51	100
SM12-355/90 BK-C	0189 0135 010	355 x 9	90	51	100
SM12-550/90 BK-C	0189 0145 010	550 x 9	150	55	100
SM12-780/90 BK-C	0189 0155 010	780 x 9	225	55	100



* Cable tie with "simple head".


SES-SC HT

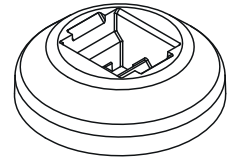
New

Material: PA 6.6 HT (high temperatures), UV stabilized
Colour: black
Temperatures of use: -40 to +115°C
Flame resistance: V2 UL94

Applications : system for attachment through the wall, with a blanking head which covers hole both inside and outside of the chassis.
 Dome head to facilitate the passage of the cables in the chassis. It is compatible with SES-QUICK cable ties of 4.6 and 4.7 mm width.


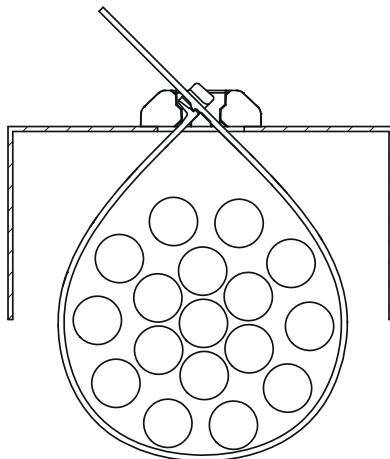


type	artide number	dimensions length x width mm	head Ø mm	maximum bundle Ø mm	tensile strenght mini. daN	 pcs
300/46 SC BK-C	0186 0472 010	300 x 4,6	25	83	22	100



The 300/46 SC HT includes :

- 100 SES-SC bases
- 100 cable ties 300/46 SL-HT art. no. 0186 0147 010.



Accessories- tie bases for cable ties SL - SE - SR and SM lashing ties




SES

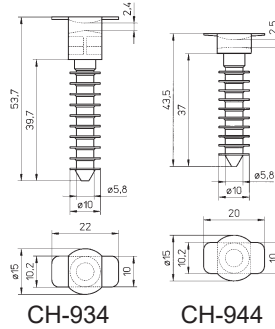


• Wall plug

The tie bases with wall plug in polyamide, black colour, are designed to be used with our cable ties for installation series SM width 9 mm. It is recommended to use the tie bases in PA6 for an interior use and the tie bases in PA12 for an external use.

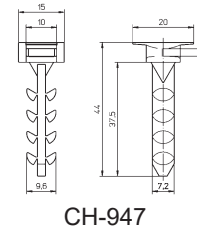
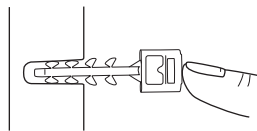
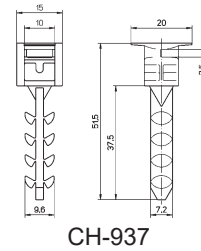


type	artide number	material	cable ties section max.	Ø bore mm	bore depth mm	pcs
Mounting with tool						
CH-934- 6	0189 0526 010	PA 6	2,4 x 10	8	41	100
CH-934-12	0189 0525 010	PA12	2,4 x 10	8	41	100
CH-944- 6	0189 0540 010	PA 6	2,5 x 10	8	38	100
CH-944-12	0189 0530 010	PA12	2,5 x 10	8	38	100



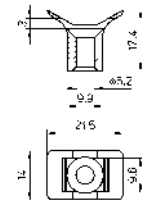
Manual mounting

CH-937- 6	0189 0541 010	PA 6	2,4 x 10	8	40	100
CH-937-12	0189 0542 010	PA12	2,4 x 10	8	40	100
CH-947- 6	0189 0543 010	PA 6	2,5 x 10	8	40	100
CH-947-12	0189 0544 010	PA12	2,5 x 10	8	40	100



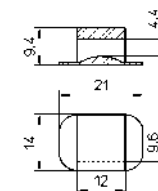
• CH-935 wall plug with cradle in black PA 6 and PA 12

in black PA 6						
CH-935-6	0189 0536 010	wall plug in Vé for ties of max. section 3 x 9,6 mm				100
in black PA 12						
CH-935-12	0189 0535 010	fixing by screw TF 5 mm				100



• CH-936 double wall plug in black PA 6 and PA 12

in black PA 6						
CH-936-6	0189 0516 010	double wall plug for 2 ties of max. passing section 4,4 x 9,6 mm				100
in black PA 12						
CH-936-12	0189 0515 010					100





C16

Cables tie tools for SES
cable ties



Cable tie tools for cable ties SES-QUICK




SES

F-50

Handle: plastic
Length: 170 mm
Width: 70 mm
Weight: 60 g

Application: simple cable tie tool, without dynamometric cutting device for cable ties up to 4,8 mm width.



type	artide number	pce
F-50	0686 0800 000	1

F-200

Handle: plastic
Tensile strength: 4 to 11 daN (4 tensile strengths)
Length: 160 mm
Width: 130 mm
Weight: 200 g

Application: adjustable dynamometric tool for cable ties up to 4,8 mm width. When cables are bundled at the required strength, the excess tie tail is automatically cropped.



type	artide number	pce
F-200	0686 0750 000	1

F-301

Handle: plastic
Tensile strength: 4 to 11 daN (8 tensile strengths)
Length: 170 mm
Width: 130 mm
Weight: 270 g

Application: comfortable and ergonomic adjustable dynamometric tool for SES-QUICK cable ties up to 4,8 mm width. When cables are bundled at the required strength, the excess tie tail is automatically cropped.



type	artide number	pce
F-301	0686 0551 000	1

F-350

Handle: metallic
Tensile strength: 1 to 9 daN (4 tensile strengths)
Length: 160 mm
Width: 130 mm
Weight: 300 g

Application: adjustable dynamometric tool for SES-QUICK cable ties up to 4,8 mm width. When cables are bundled at the required strength, the excess tie tail is automatically cropped.



type	artide number	pce
F-350	0686 0550 000	1

Cable tie tools for lashing ties SES-SM




SES

F-90

Handle: metallic
Length: 190 mm
Width: 100 mm
Weight: 300 g

Application: tool without dynamometric device for lashing ties SM, SE and SL from 3,6 to 9 mm width. When cables are bundled to the required strength, press on the small handle to cut off the excess tie tail.

 3,6 ... 9 mm



type	artide number	 pce
F-90	0686 0600 000	1

F-95

Handle: metallic
Length: 200 mm
Width: 90 mm
Weight: 320 g
Clamping range: 2,5 to 10daN

Application: tool with dynamometric device for lashing ties SM, SE, SL and LT from 3,6 to 13 mm width. When cables are bundled, the excess tie tail is automatically cropped.

 3,6 ... 13 mm




type	artide number	 pce
F-95	0686 0610 000	1











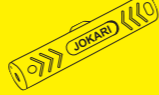




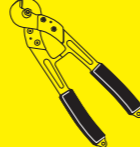


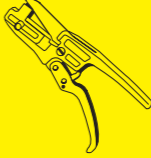
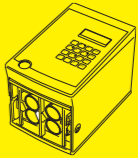


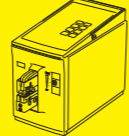

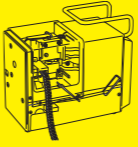
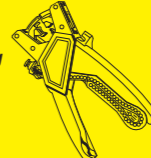



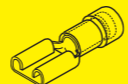




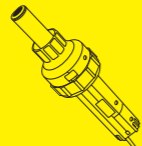








D

Tools, terminals and heat guns



GROUP D: Tools, terminals and heat guns

<p>D1 - Sleeve expanders</p>	 <p>D1/1 Sleeve expanders SES® KP and KY</p>	 <p>D1/2 Sleeve expanders SES® KN and KNS</p>										
<p>D2 - Manual wire strippers</p>	 <p>D2/1 SES® automatic stripping pliers and precision tools</p>	 <p>D2/2 Strip- ping tools with self adjusting blades</p>	 <p>D2/4 Universal strip- ping tools</p>	 <p>D2/5 Simple stripping tools</p>	 <p>D2/7 New Stripping machine Type FA-407</p>	 <p>D2/7 Stripping machine Typ CS-60</p>						
<p>D3 - Manual dismantling tools</p>	 <p>D3/1 Stripping tools</p>	 <p>D3/1 SES-KABIFIX stripping tools</p>	 <p>D3/2 Tools for special cables</p>	 <p>D3/3 Jacket strippers for large cables</p>	 <p>D3/4 Slitting scissors and slitting scis- sors</p>							
<p>D4 - Scissors and cutting tools</p>	 <p>D4/1 Cutting tools - electrician and universal shears</p>	 <p>D4/2 Cutting tools for copper and alumi- nium conductors</p>	 <p>D4/3 Cutting tools for steel and copper cables</p>	 <p>D4/4 Cutting tools for steel cables</p>	 <p>D4/5 Tools for electro- nics</p>	 <p>D4/6 Special cutting tools</p>	 <p>D4/7 Cross cutting ma- chine GLW LC100</p>					
<p>D5 - Crimping tools</p>	 <p>D5/1 Simple crimping tools</p>	 <p>D5/2 Ratchet crimping tools</p>	 <p>D5/3 Pneumatically controlled crimp- ing tools</p>	 <p>D5/5 Crimping tools for terminals</p>	 <p>D5/6 Pneumatically controlled crimping machine</p>	 <p>D5/6 JOKARI QUADRO universal tool for cutting, stripping, twisting, crimping</p>						
<p>D6 - Connectors and terminals</p>	 <p>D6/1 Pre-insulated ter- minals, ring and spade</p>	 <p>D6/1 New Pre-insulated thermoweldable sleeves</p>	 <p>D6/2 Uninsulated ter- minals, ring and spade in tinned copper</p>	 <p>D6/3 Pre-insulated male and female terminals</p>	 <p>D6/4 Bandoliered insula- ted bootlace fer- rules</p>	 <p>D6/5 End sleeves</p>	 <p>D6/6 MISCHKE eyelets in natural brass</p>					
<p>D7 - Heat guns</p>	 <p>D7/1 Heat guns for cou- rant use</p>	 <p>D7/2 Heat gun for pro- fessional use</p>	 <p>D7/3 Heat gun for pro- fessional use - high performance</p>	 <p>D7/4 IRODA Flameless Heat Gun with Piezo electronic</p>	 <p>D7/10 Hot air gun and de- flector</p>							
<p>D9 - Soldering equipment</p>	 <p>D9/1 Tin soldering wire</p>	 <p>D9/1 Desoldering tools</p>	 <p>D9/1 Unsoldering brai- ding</p>									





D1

Abbindegeräte





SES-STERLING hat auf dem Gebiet der HELAVIA® und SILAVIA Tüllen wie auch bei den Abisolierwerkzeugen eine grosse und langjährige Erfahrung. Die Abbindewerkzeuge und Abbinde-tüllen sind daher in Bezug auf Qualität und Anwendungsmöglichkeiten von hohem Niveau und werden den verschiedensten Ansprüchen gerecht. Die Sterling war in den dreissiger Jahren eine der ersten Firmen, die das damals bahnbrechende Verfahren entwickelt hat.

Das SES-Abbindeverfahren wurde oft kopiert, seine Qualität jedoch nie erreicht. Wir sind führend auf diesem Gebiet und bieten den Kunden das grösste Know-how.

Beim Herstellen der Werkzeuge der neuen Generation wurde besonders auf eine leichte Bedienung geachtet, um so den Ansprüchen gerecht zu werden. Spezielle Materialien und Oberflächenbehandlungen wurden dabei gewählt.

Wir haben viel Zeit darauf verwendet, bequeme, bedienungsfreundliche und möglichst universell einsetzbare Werkzeuge mit langer Lebensdauer zu entwickeln. Dies gelang uns dank unserer langjährigen Erfahrung auf diesem Gebiet.

Unser Produkt gewährleistet Ihnen eine Qualität, die Sie ganz zufriedenstellen wird.

Übereinstimmungstabelle der Abbindewerkzeuge für HELAVIA® und SILAVIA Tüllen

Typ	Art.-Nummer Länge Tüllen	A0	A1	A1bis	A1K	A2	A2K	A3	A4	A5	A8	A9	A10	Dorne	
		20	20	20	25	25	30	25	30	35	50	50	50	Anzahl	Länge
KNS	0410 0021 000													2	23
KN	0410 0020 000													3	23
KP1	0410 0133 000													3	23
KP2	0410 0134 000													3	30
KP3	0410 0135 000													3	40
KP4	0410 0145 000													3	56
KY1	0410 0136 000													3	23
KY2	0410 0137 000													3	30
KY3	0410 0138 000													3	40
KY4	0410 0139 000													3	56
H n°1	0416 0101 000													2	32

Dreidornzange SES
Extraleicht aus PLIO®-Carbox
Für das SES Abbindeverfahren




KP

Diese Zangen dienen ausschliesslich zum Verarbeiten von Original HELAVIA®- und SILAVIA-Tüllen.

• **Dreidornzange SES-KP 1** (für max. Kabel-Ø 4,5 mm)
Für Tüllen A0 - A1 - A1bis

- PLIO-Carbox Druckguss
- Farbe schwarz
- Ergonomisch konzipiert
- Ultraleichtes Werkzeug
- Robustes Werkzeug
- Leicht und handlich
- Dorne gehärtet und poliert
- Austauschservice




Typ	Art. Nr.	Anzahl	Dorne	Zange	Gewicht g	 St.
			Länge mm	Höhe x Breite mm		
KP1	0410 0133 000	3	23	140x125	119	1

• **Dreidornzange SES-KP 2** (für max. Kabel-Ø 9 mm)
Für Tüllen A1 - A1bis - A1K - A2 - A2K - A3

Gleiche Zange wie die KP 1, mit grösseren Dornen, für HELAVIA®- und SILAVIA-Tüllen A1 bis A3.




Typ	Art. Nr.	Anzahl	Dorne	Zange	Gewicht g	 St.
			Länge mm	Höhe x Breite mm		
KP2	0410 0134 000	3	30	140x125	120	1

• **Dreidornzange SES-KP 3** (für max. Kabel-Ø 15 mm)
Für Tüllen A2 - A2K - A3 - A4 - A5

Gleiche Zange wie die KP 2, mit grösseren Dornen, für HELAVIA®- und SILAVIA-Tüllen A2 bis A5 (bis max. bis Ø 15 mm).



Typ	Art. Nr.	Anzahl	Dorne	Zange	Gewicht g	 St.
			Länge mm	Höhe x Breite mm		
KP3	0410 0135 000	3	40	140x125	123	1

Dreidornzange SES für grosse Tüllen

Extraleicht aus PLIO®-Carbox

Für das SES Abbindeverfahren



KP

Diese Zangen dienen ausschliesslich zum Verarbeiten von Original-Helavia®- und Silavia-Tüllen.

• Dreidornzange SES-KP 4 (für max. Kabel-Ø 28 mm) Für Tüllen A5 - A8 - A9 - A10

- PLIO-Carbox Druckguss
- Auch für Frauenhände geeignet
- Ergonomisch konzipiert
- Ultraleichtes Werkzeug
- Farbe schwarz
- Robustes Werkzeug
- Leicht und handlich
- Dorne gehärtet und poliert
- Austauschservice



Entspricht in der Funktion der KP3, lediglich der Zangenkörper und die Zangendorne sind für einen Kabel Ø bis 28 mm angepasst.

Typ	Art. Nr.	Anzahl	Dorne	Zange	Gewicht g	St.
			Länge mm	Höhe x Breite mm		
KP4	0410 0145 000	3	56	150x145	149	1

 Lieferung in Schachtel mit Eurolochung.

Gleitmittel für HELAVIA® und SILAVIA Gummitüllen

LUB2



Zur leichten Montage unserer Gummitüllen A5 bis A10 mittels der SES-Montagezangen.

Das Gleitmittel LUB 2 ist in 3 dl Blechdosen lieferbar. Am Schraubverschluss ist ein Pinsel befestigt. Diese Einrichtung erleichtert die richtige Dosierung auf die Dorne unserer Dreidornzangen.

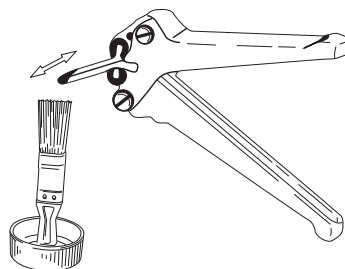
Es ist zu beachten, dass die Dorne nur mit sehr wenig LUB 2 benetzt werden dürfen.

LUB 2 ist eine speziell von uns entwickelte Schmierflüssigkeit, die weder Kautschuk noch Kunststoffe angreift.

LUB 2 enthält keine hautunfreundlichen Stoffe.



Typ	Art. Nr.	St.
LUB 2	0707 0001 000	2,5 dl Dose mit Pinsel



IV/16

Dreidornzange SES
Für das SES Abbindeverfahren
 Traditionelle Form - extraleicht aus PLIO®-Carbox



KY

Diese Zangen dienen ausschliesslich zum Verarbeiten von Original-Helavia® und Silaviatüllen.

• **Dreidornzange SES-KY 1** (für max. Kabel-Ø 4,5 mm)
 Für Tüllen A0 - A1 - A1bis

- Geschmiedete und polierte Dorne - Austauschservice

Typ	Art. Nr.	Dorne Anzahl	Dorne Länge mm	Zange Höhe x Breite mm	Gewicht g	St.	
KY1	0410 0136 000	3	23	195x115	162	1	



• **Dreidornzange SES-KY 2** (für max. Kabel-Ø 9 mm)
 Für Tüllen A1 - A1bis - A1K - A2 - A2K - A3

- Geschmiedete und polierte Dorne - Austauschservice

Typ	Art. Nr.	Dorne Anzahl	Dorne Länge mm	Zange Höhe x Breite mm	Gewicht g	St.	
KY2	0410 0137 000	3	30	195x115	163	1	



• **Dreidornzange SES-KY 3** (für max. Kabel-Ø 15 mm)
 Für Tüllen A2 - A2K - A3 - A4 - A5

- Geschmiedete und polierte Dorne - Austauschservice

Typ	Art. Nr.	Dorne Anzahl	Dorne Länge mm	Zange Höhe x Breite mm	Gewicht g	St.	
KY3	0410 0138 000	3	40	195x115	167	1	



• **Dreidornzange SES-KY 4** (für max. Kabel-Ø 28 mm)
 Für Tüllen A5 - A8 - A9 - A10

- Geschmiedete und polierte Dorne - Austauschservice


Typ	Art. Nr.	Dorne Anzahl	Dorne Länge mm	Zange Höhe x Breite mm	Gewicht g	St.	
KY4	0410 0139 000	3	56	195x115	178	1	



Lieferung in Schachtel mit Eurolochung.




• **Dreidornzange SES-KN und SES-KNS aus Polyamid**
Für Tüllen A0 - A1 - A1bis - A1K - A2

Typ	Art. Nr.	Anzahl	Dorne Länge mm	Zange HxB mm	Gewicht g	 St.
KN Zange mit 3 Dornen für Tüllen A1 - A1bis - A1K - A2						
KN	0410 0020 000	3	23	190x100	90	1
KNS Zange mit 2 Dornen für Tüllen A0, A1, A1bis, A1K						
KNS	0410 0021 000	2	23	190x100	90	1



KN
mit 3 Dornen



KNS
mit 2 Dornen



D2

Abisolierwerkzeuge





SES-STERLING bietet ein in jeder Hinsicht vielfältiges Programm von Abisolierwerkzeugen an.

Unser Ruf für hohe Qualität gründet auf der seit Jahrzehnten bewährten Abisolierzange SES-4010. Weitere Werkzeuge sind in Zusammenarbeit mit unserer Industriekundschaft entwickelt worden. Heute ist unser Angebot so reichhaltig, dass für jede Anwendung über das nötige Werkzeug verfügt werden kann.

Unsere verschiedenen Werkzeuggruppen:

- D2/1** - **Automatische Abisolier- und Präzisionszangen** für isolierte Drähte und Litzen. Diese Zangen gewährleisten eine vollkommene Abisolation. Der Leiter bleibt dabei intakt.
- D2/2** - **Selbsteinstellbare Abisolierzange** passt sich selbständig an die Grösse des Leiters an. Universalzangen mit den entsprechenden Vor- und Nachteilen.
- D2/4** - **Universalabisolierwerkzeug** genau und einfach
- D2/5** - **Einfache Abisolierzangen** für den gewöhnlichen Gebrauch ohne spezielle Ansprüche.
- D2/7** - **Abisoliermaschinen SES**: manuell, elektrisch und pneumatisch.

Ein eindrückliches Angebot! Unser technischer Dienst steht Ihnen zur Verfügung und hilft Ihnen gerne bei der Lösung besonders heikler Abisolierprobleme. Senden Sie uns eine genügend grosse Menge an Mustern und alle vorhandenen Angaben betreffend der Problemstellung. So können wir die beste Lösung für Sie finden.

Zur Erleichterung Ihrer Wahl finden Sie auf jeder Seite eine detaillierte Beschreibung des Werkzeuges.



SES-6010

Material Körper:	PLIO-Carbox schwarz
Material Messer:	Spezialstahl
Querschnitt:	0,15 bis 6 mm²
Gewicht:	200 g
Höhe:	180 mm



Die automatische Abisolierzange SES-6010 für präzise Abisolierung von starren und flexiblen Leitern.

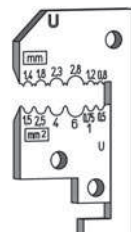
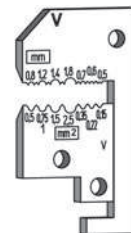
Besonderheiten :

- Vorrichtung für **Ganz- oder Teil-Abisolierung**;
- Messer für Kabelquerschnitte **von 0,15 bis 6 mm²**;
- **Gute Handlichkeit** durch geringes Eigengewicht;
- Optional: fest montierbarer Längenanschlag (nicht im Lieferumfang).

Typ	Zange mit Messer Art. Nr.	 St.	Ersatzmesser Art. Nr.	 St.	Durchmesser mm	Querschnitt mm ²
zB: 6010-U: Zange SES-6010 mit Messer U						
6010-U*	0402 0024 000	1	0402 0050 000	1	1-1,2-1,4-1,8-2,3-3,2	0,5-0,75-1-1,5-2,5-4-6
6010-V*	0402 0025 000	1	0402 0051 000	1	0,5-0,6-0,7-0,8-1-1,2-1,4-1,8-2,3	0,15-0,22-0,35-0,5-0,75-1-1,5-2,5
Die Zange SES-6010 wird mit den gleichen Standardmessern geliefert, wie die Zange SES-4010. Die Messer B und Y sind für diese Zange nicht lieferbar.						
6010-S	0402 0001 000	1	0401 0028 000	1	2,3-2,8-3,4	2,5-4-6
6010-E	0402 0002 000	1	0401 0128 000	1	0,8-1-1,2-1,4-1,8-2,3-2,8	0,35-0,5-0,75-1-1,5-2,5-4
6010-L	0402 0003 000	1	0401 0228 000	1	0,5-0,6-0,7-0,8-1-1,2-1,4	0,15-0,22-0,35-0,5-0,75-1
6010-F	0402 0006 000	1	0401 0428 000	1	1,4	1,5-0,75x8
6010-C	0402 0007 000	1	0401 0528 000	1	2,8	4-0,5x8
6010-T	0402 0008 000	1	0401 0628 000	1	1,4-1,8-2,8-3,4	1,5-2,5-4-6
6010-P	0402 0009 000	1	0401 0728 000	1	0,8-1-1,2-1,4-1,8	0,5-0,75-1-1,5
6010-Z	0402 0020 000	1	0401 0220 000	1	1-1,2-1,8-3,2	1-2,5-6
6010-K	0402 0021 000	1	0401 0222 000	1	1-1,2-1,8-2,8-3,2-3,4	1-1,5-2,5-4-6
6010-H	0402 0023 000	1	0401 0929 000	1	0,7-0,8-1-1,2-1,4-1,8-2,3-2,8	0,5-0,75-1-2,5-4-6

* Universal Modell

Optional : Fest montierbarer Längenanschlag (nicht im Lieferumfang) 0402 0100 000 1 St.



Hinweis: Möglichkeit der Teil-Abisolierung von flexiblen Leitern

- vermeidet das Ausfransen der Litzen.

Automatische Abisolierzange SES für Präzisionsarbeiten



SES

SES-4010


Material Körper: Zamak (Zinklegierung)
Isolierte Griffe
Material Messer: Spezialstahl
Querschnitt: 0,15 bis 10 mm²
Gewicht: 360 g
Länge: 180 mm

STANDARD



- Präzise Abisolierung durch richtige Messerwahl;
- neuer ergonomischer Griff mit Anti-Rutsch Beschichtung.
- einfacher Klingenaustausch.

Typ	Zange mit Messer Art. Nr.	St.	Ersatzmesser Art. Nr.	St.	Durchmesser mm	Querschnitt mm ²
zB: 4010-E Zange SES-4010 mit Messer E						
4010-E*	0401 0002 000	1	0401 0128 000	1	0,8 - 1 - 1,2 - 1,4 - 1,8 - 2,3 - 2,8	0,35 - 0,5 - 0,75 - 1 - 1,5 - 2,5 - 4
4010-L	0401 0003 000	1	0401 0228 000	1	0,5 - 0,6 - 0,7 - 0,8 - 1 - 1,2 - 1,4	0,15 - 0,22 - 0,35 - 0,5 - 0,75 - 1
4010-R	0401 0005 000	1	0401 0928 000	1	0,5 - 0,6 - 0,7 - 0,8 - 1 - 1,2 - 1,4 - 1,8 - 2,3	0,15 - 0,22 - 0,35 - 0,5 - 0,75 - 1 - 1,5 - 2,5
4010-P	0401 0009 000	1	0401 0728 000	1	0,8 - 1 - 1,2 - 1,4 - 1,8	0,5 - 0,75 - 1 - 1,5
4010-T	0401 0008 000	1	0401 0628 000	1	1,4 - 1,8 - 2,8 - 3,4	1,5 - 2,5 - 4 - 6
4010-S	0401 0001 000	1	0401 0028 000	1	2,3 - 2,8 - 3,4	2,5 - 4 - 6
4010-F	0401 0006 000	1	0401 0428 000	1	1,4	1,5 - 0,75x8
4010-C	0401 0007 000	1	0401 0528 000	1	2,8	4 - 0,5x8
4010-Z	0401 0120 000	1	0401 0220 000	1	1 - 1,2 - 1,8 - 3,2	1 - 2,5 - 6
4010-Y	0401 0121 000	1	0401 0221 000	1	1 - 1,2 - 3,2 - 4,7	1 - 6
4010-H	0401 0129 000	1	0401 0929 000	1	0,7 - 0,8 - 1 - 1,2 - 1,4 - 1,8 - 2,3 - 2,8	0,5 - 0,75 - 1 - 2,5 - 4 - 6
4010-K	0401 0122 000	1	0401 0222 000	1	1 - 1,2 - 1,8 - 2,8 - 3,2 - 3,4	1 - 1,5 - 2,5 - 4 - 6
4010-B	0401 0123 000	1	0401 0223 000	1	1,8 - 2,3 - 3,2 - 4	2,5 - 4 - 6 - 10
4010-US	0401 0124 000	1	0401 0224 000	1	1 - 1,2 - 1,4 - 1,8 - 2,3 - 3,2	0,75 - 1 - 1,5 - 2,5 - 4 - 6



* Universal Modell

Optional : Fest montierbarer Längenanschlag (nicht im Lieferumfang)	0402 0100 000	1
---	---------------	---



Spezialmesser können wir auf Anfrage, anhand von Musterleitungen (min. Länge 1 m, min. Querschnitt 0,75mm²) fertigen.



SES-4011

Material Körper:	Zamak Zinklegierung weiss Isolierte Griffe
Material Messer:	Spezialstahl
Querschnitt:	Flache Leiter: 2x 0,5 bis 2x 1 mm² Runde Leiter: 1,5 mm²
Gewicht:	360 g
Länge:	180 mm

FLACHKABEL



Gleiche Eigenschaften wie die Zange SES-4010, mit Messern zur Abisolierung und Längstrennung von zweiadrigen Flachleitern, in einem Arbeitsgang.

Typ	Zange mit Messer Art. Nr.	 St.	Ersatzmesser Art. Nr.	 St.
SES-4011	0401 0031 000	1	0401 0032 000	1

SES-5012 Fotovoltaik

Material Körper:	Zamak Zinklegierung weiss Isolierte Griffe
Material Messer:	Spezialstahl
Querschnitt:	1,5 - 2,5 - 4 - 6 mm²
Gewicht:	360 g
Länge:	180 mm

FOTOVOLTAIK



Gleiche Eigenschaften wie unsere Zange SES-4010. Mit der Spezialzange Fotovoltaik SES 5012 können Spezialkabel abisoliert werden, mit besonders dicker Isolierung, von 1,5 bis 6 mm, wie sie in der Fotovoltaik-Industrie verwendet werden.

Die besonders geformten Backen schneiden die Isolierung ab ohne den Leiter zu verletzen.

Die ergonomisch geformten Griffe sind sehr handlich und verringern den Kraftaufwand beim Arbeiten.

Typ	Zange mit Messer Art. Nr.	 St.
SES-5012	0414 0180 000	1

Automatische Abisolierzange SES für Präzisionsarbeiten



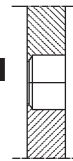
SES

SES-5011

für Sonder-Leiter (PTFE/TEFLON)

Material Körper: Zamak Zinklegierung weiss
Isolierte Griffe
Material Messer: Spezialstahl
Querschnitt: 30 bis 10 AWG
Gewicht: 360 g
Länge: 180 mm

TEFLON



Schnitt der
Messer




Gleiche Eigenschaften wie die Zange SES-4010, mit Messern zur Abisolierung von PTFE (TEFLON)-isolierten Leitern.

Präzisions- Abisolierung :

- Präzisionsmesser zentrieren den Leiter, dass er ohne Beschädigung abisoliert wird;
- Schutz der Leiterisolierung durch Spezial-Haltebacken.

Typ	Zange mit Messer Art. Nr.	 St.	Ersatzmesser Art. Nr.	 St.	AWG
5011-30	0414 0101 000	1	0414 0111 000	1	30 - 28 - 26
5011-26	0414 0102 000	1	0414 0112 000	1	26 - 24 - 22 - 20 - 18 - 16
5011-14	0414 0103 000	1	0414 0113 000	1	14 - 12 - 10



SES-DK

für Polyamid Leiter (KAPTON)

Material Körper: Zamak (Zinklegierung)
Isolierte Griffe
Material Messer: Spezialstahl
Querschnitt: 26 bis 10 AWG
Gewicht: 360 g
Länge: 180 mm

KAPTON



Schnitt der
Messer



Gleiche Eigenschaften wie die Zange SES-5011, mit Messern für KAPTON isolierte Leiter.

Typ	Zange mit Messer Art. Nr.	 St.	Ersatzmesser Art. Nr.	 St.	AWG
DK-26	0414 0106 000	1	0414 0116 000	1	26 - 24 - 22
DK-20	0414 0105 000	1	0414 0115 000	1	20 - 18 - 16
DK-14	0414 0104 000	1	0414 0114 000	1	14 - 12 - 10



Die Qualität und Präzision der Abisolierung von PTFE oder Kapton-Isolierungen ist sehr stark von den Abmessungen (Durchmesser, Stärke, Toleranzen) der Leitungen abhängig. Jedes Messer muss entsprechend der Norm, einschließlich aller Normversionen und Lieferantenspezifikationen angepasst werden. Ab sofort benötigen wir von ihnen ein Muster der Leitung oder des Kabels, das sie abisolieren möchten, um das Messer anzupassen. Zukünftig liefern wir nur noch Messer passend zum gelieferten Musterkabel aus. Wir geben keine Garantie zur Verwendung der Messer mit anderen Leitungen oder Kabeln, die nicht dem Muster entsprechen.



DURO-STRIPAX

Material: Polyamid
Abisolierbereich: 0,03 bis 0,9 mm²
Abisolierlänge: 7 mm maxi.
Abschnittbereich: 1 mm² maxi.
Gewicht: 92 g
Anwendung: automatische Messer für PVC-isolierte Kabel.



Typ	Art. Nr.	Abisolierbereich (mm ²)	Mass AWG	St.	Typ	Art. Nr.	Farbe	St.
Zange DURO-STRIPAX					Ersatzmesser DURO			
DURO-STRIPAX 32	0595 0003 000	0,03 → 0,05	32 - 30	1	DURO 32	0595 0080 000	gelb	1
DURO-STRIPAX 28	0595 0004 000	0,06 → 0,12	28 - 26	1	DURO 28	0595 0081 000	rot	1
DURO-STRIPAX 24	0595 0005 000	0,13 → 0,2	24 - 22	1	DURO 24	0595 0082 000	grün	1
DURO-STRIPAX 22	0595 0006 000	0,21 → 0,52	20	1	DURO 22	0595 0083 000	blau	1
DURO-STRIPAX 18	0595 0007 000	0,53 → 0,9	18	1	DURO 18	0595 0084 000	schwarz	1

MINI-STRIPAX

Material: Polyamid
Abisolierbereich: 0,08 bis 1 mm²
Abisolierlänge: 7 mm maxi.
Abschnittbereich: 1 mm² maxi.
Gewicht: 95 g
Anwendung: automatische Messer für PVC-isolierte Kabel oder Flachkabel 5 mm maxi.



Typ	Art. Nr.	Abisolierbereich (mm ²)	Mass AWG	St.
MINI-STRIPAX	0595 0002 000	0,08 → 1	28 - 17	1

SES-JOKARI SUPER 4 Plus

Material: Polyamid mit Glasfaser
Abisolierbereich: 0,2 bis 6 mm²
Abisolierlänge: 15 mm maxi.
Abschnittbereich: 2,5 mm² maxi.
Gewicht: 90 g
Anwendung: Messer für flexible oder starre Kabel.





Typ	Art. Nr.	Abisolierbereich (mm ²)	St.
JOKARI SUPER 4	0541 0030 000	0,2 → 6	1

SES-STRIPAX


Material: Polyamid
Abisolierbereich: 0,08 bis 6 mm²
Abisolierlänge: 18 mm maxi.
Abschnittbereich: 4 mm² maxi.
Gewicht: 130 g
Anwendung: automatische Messer für flexible oder starre Kabel, rund oder flach, einzel- oder mehradrig.





Typ	Art. Nr.	Abisolierbereich (mm ²)	 St.	Typ	Art. Nr.	 St.
STRIPAX	0595 0001 000	0,08 → 6	1	Ersatzmesser STRIPAX	0595 0051 000	1

SES-2000

Material: Polyamid
Abisolierbereich: 0,08 bis 6 mm²
Abisolierlänge: 18 mm maxi.
Abschnittbereich: 6 mm² maxi.
Gewicht: 200 g
Anwendung: automatische Messer für flexible oder starre Kabel, rund oder flach, einzel- oder mehradrig.




Typ	Art. Nr.	Abisolierbereich (mm ²)	 St.	Typ	Art. Nr.	 St.
SES-2000	0595 0030 000	0,08 → 6	1	Ersatzmesser SES-2000	0595 0031 000	1

SES-JOKARI 6-16

Material: Polyamid mit Glasfaser
Abisolierbereich: 6 bis 16 mm²
Abisolierlänge: unbeschränkt (der Draht kann zwischen den Griffen durchgeführt werden)
Abschnittbereich: -
Gewicht: 120 g
Anwendung: automatische Messer für flexible Kabel. Abisolierung von grossen Längen.





Typ	Art. Nr.	Abisolierbereich (mm ²)	 St.
SES-JOKARI 6-16	0541 0060 000	6 → 16	1

SES-JOKARI MEPLAT

Material : Polyamid
Abisolierbereich : 0,75 bis 2,5 mm²
Abisolierlänge : unbeschränkt (der Draht kann zwischen den Griffen durchgeführt werden)
Abschnittsbereich : -
Gewicht : 120 g
Anwendung : automatische Messer für Flachkabel bis max. 11 mm.



Typ	Art. Nr.	Abisolierbereich (mm ²)	 St.
SES-JOKARI MEPLAT	0541 0070 000	0,75 → 2,5	1



SES-JOKARI SENSOR MINI

Material: Polyamid mit Glasfaser
Abisolierbereich: 3,2 - 4,4 mm
Abisolierlänge: begrenzt
Gewicht: 126 g
Anwendung: automatische Abisolierzange für flexible Kabel aus PVC, PUR, TPE-U) mit und ohne Isolierung.




Typ	Art. Nr.	Abisolierbereich mm	 St.
SES-JOKARI SENSOR MINI	0541 0090 000	3,2 → 4,4	1

SES-JOKARI SENSOR SPECIAL

Material: Polyamid mit Glasfaser
Abisolierbereich: 4,4 - 7 mm
Abisolierlänge: begrenzt
Gewicht: 126 g
Anwendung: automatische Abisolierzange für flexible Kabel aus PVC, PUR, TPE-U) mit und ohne Isolierung.



Typ	Art. Nr.	Abisolierbereich mm	 St.
SES-JOKARI SENSOR SPECIAL	0541 0100 000	4,4 → 7	1

SES-JOKARI HIGH-STRIP

Material Körper: Polyamid
Querschnitt: 0,5 bis 4 mm² / 20 bis 11 AWG
Gewicht: 100 g
Höhe: 121 mm
Länge: 145 mm

EMPFINDLICHE LEITER



Leichtes Werkzeug zum raschen und präzisen Abisolieren von Leitern.

- Die Litze des Leiters bleibt intakt.
- einstellbare Längen von 5 bis 15 mm.
- Geeignet für Serienfertigung.
- Auswechselbare Klinsen.

Geeignet für Leiter mit Isolation aus Gummi, Silikon, TPE und PVC.


Typ	Zange mit Messer Art. Nr.	 St.	Ersatzmesser Art. Nr.	 St.	Querschnitte mm ²	AWG
Jokari High-Strip	0541 0050 000	1	0541 0055 000	1	0,5 → 4	20 → 11



DS-5

Material: verchromter Stahl mit Kunststoffgriffen
Max. Kabeldurchmesser: 5 mm (10 mm²)
Gewicht: 157 g
Länge: 160 mm

Anwendung: Abisolierung von Einzeladern und Litzen, Kunststoff- und Kautschukisolierungen.





Typ	Art. Nr.	Abisolier-Ø maxi. (mm)	 St.
Zange DS - 5	0501 0007 000	5	1

2022

Material: behandelter Stahl
Kabeldurchmesser: 0,6 mm und mehr
Gewicht: 35 g
Länge: 130 mm

Anwendung: Zum Entfernen der Lackisolation an CU-Drähten, mit auswechselbaren Messern und ergonomischen Griffen.



Typ	Art. Nr.	Ø Litze (mm)	 St.
Zange 2022	0513 0001 000	> 0,6	1
Klinge 2022	0513 0002 000	-	1 Satz

Die stabil gebaute Abisoliermaschine FA-407 eignet sich zum schnellen und präzisen Abisolieren und Abmanteln von weichen oder harten, einadrigen oder mehradrigen Leitern.

Technische Eigenschaften:

- Motor 110/220 V 50Hz einphasig
- TÜV geprüft und CE konform
- In Frankreich hergestellt
- Gewicht: 9,3 Kg
- Maße der Maschine:

Länge	410 mm
Breite	220 mm
Höhe	220 mm (ohne Auslauftrichter)

Maschinenleistung:

- Rundkabel von Außen-Ø 1 bis 10 mm
- Alle Arten von Isolationen (mit entsprechenden Messern)
- Abisolier-/Verdrillungslänge von 4 bis 36 mm.
(Abisolieren auf einer Länge von 2 mm möglich, mit der optionalen Führungshülse)

Funktionsweise:

Der mit 3 Messern ausgestattete Kopf wird durch die Motordrehung angetrieben. Der Anwender schiebt das abzuisolierende Kabel ein und betätigt dann den Griff. Die 3 Messer schließen sich dann um das Kabel. Sie schneiden die Kabelisolierung ein und halten den geschnittenen Teil zurück, während der Draht zurückgezogen wird.

Die Maschine kann ebenfalls auf einer Werkbank befestigt werden.

Die Abisolierung ist schnell, leicht und präzise. Sie wird in zwei Punkten vollzogen:

- Zuerst stellt man den Isolierungsdurchmesser ein mittels eines graduierten Nonius, der die Schließung der Messer begrenzt.
- Dann stellt man die Abisolierlänge am zentralen Schub ein.

Das Betätigen der Messer kann entweder manuell oder mittels eines mechanischen oder pneumatischen Fußpedals durchgeführt werden.

Für weitere Auskünfte wenden Sie sich bitte an unsere technische Abteilung.

Wird nur in Frankreich und Deutschland verkauft.



Technische Eigenschaften:

Abisolierleistung:	0,08-6 mm ² / AWG 32-10 (Ø maxi: 6 mm)
Abisolierlänge:	3-20 mm
Länge der Halb-Abisolierung:	2-20 mm (Schnitt ohne Beseitigung von Abfällen)
Einführungslänge in die Maschine:	15 mm
Zykluszeit (Anfang):	0,3 sec.
Messer:	V-Form
Versorgungsspannung:	230 V
Abmessungen (L x B x H):	363 x 141 x 221 mm
Gewicht:	9,5 kg



Mit Komfort Abisolieren

Die elektrische Abisoliermaschine CS 60 ist sehr einfach zu bedienen. Die Werte werden auf einem grossen Bildschirm angezeigt und das Diagramm ermöglicht eine intuitive Bedienung. Die Steuertasten sind auf der Vorderseite der Maschine. Die kurzen Abisolierlängen und der gut definierte Arbeitsbereich ermöglichen eine schnelle und mühelose Arbeit. Die Spannkraft der Backen passt sich automatisch an die notwendige Abisolierleistung an, um zu viel Druck auf empfindliche Isolierungen zu verhindern. Die Abisoliermesser sind so gebaut, dass sie eine zuverlässige Abisolierung garantieren. Ein Zähler speichert die Anzahl der Arbeiten. Dank Ihrem Gewicht und der Ausstattung mit einem Tragegriff, ist die CS 60 eine leicht zu bewegende, tragbare Maschine.

Für weitere Hinweise, wenden Sie sich bitte an unseren technischen Dienst.

Wird nur in Frankreich verkauft.





D3

Abmantelungswerkzeuge





SES-STERLING stellt Ihnen eine grosse Anzahl von Abmantelungswerkzeugen zur Verfügung.

Zur Lösung komplizierter Abmantelungsprobleme haben unsere Techniker spezielle Werkzeuge entwickelt. Wenden Sie sich mit Ihrem spezifischen Abmantelungsproblem an uns, um eine adequate Lösung zu finden.

Unsere verschiedenen Werkzeuggruppen:

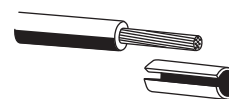
- D3/1 Gewöhnliche Abmantelungswerkzeuge** für den Allgemeingebrauch.
- D3/2 Abmantelungswerkzeuge für Spezialkabel** - Glasfaser - Koaxialkabel.
- D3/3 Abmantelungsmesser.**
- D3/4 Abmantelungsscheren** und **Elektrikerscheren.**




SES-JOKARI

Material handle: PA
Material blade: steel, titan-nitride coated
Stripping capacity: Ø 4 to 70 mm (according to model)

Applications: for stripping all standard round cables. These tools are equipped with a red knurled nut for adjusting the cutting depth. The cutting blades are specially coated with Titanium Nitride (TiN) and offer a longer life, faster cutting and slower wear. The user benefits from a secure grip thanks to the non-slip handle. A spare blade is included in the handle.



Circular and longitudinal section

type	artide number	capacity Ø mm	length mm	weight g	 pces
Kit 7100 syst. 4-70	0534 0051 000	4 → 70	190	129	1
delivered in a case with 5 interchangeable brackets of capacities 4-16 / 8-28 / 27-35 / 35-50 and 50-70 mm.					
SES-JOKARI n°70	0534 0007 000	52 → 65	190	130	1
SES-JOKARI n°50	0534 0004 000	35 → 50	170	110	1
SES-JOKARI n°35	0534 0005 000	28 → 35	155	100	1
SES-JOKARI n°28H	0534 0001 000	8 → 28	170	75	1
with hook-blade to part flat cables					
SES-JOKARI n°28G	0534 0014 000	8 → 28	170	75	1
with straight blade					
SES-JOKARI n°27	0534 0008 000	8 → 28	130	70	1
SES-JOKARI n°16	0534 0003 000	4 → 16	130	67	1
SES-JOKARI-Lame	0558 0002 000				1





SES-JOKARI UNI-PLUS

Material handle: PA
Material blade: steel, titan-nitride coated
Stripping capacity: external Ø 8 to 15 mm
Weight: 46 g
Length: 130 mm
Applications : pour le dénudage de câbles, SES-JOKARI UNI-PLUS est équipé de 2 lames supplémentaires pour câbles de 1,5 à 2,5 mm². Il est muni d'une butée de longueur modifiable pour une utilisation ambidextre.



Circular section



type	artide number	stripping Ø mm	pcs
SES-JOKARI UNI-PLUS	0534 0031 000	8 → 15	1

SES-JOKARI n°12

Material handle: PA
Material blade: steel, titan-nitride coated
Stripping capacity: external Ø 8 to 13 mm
Weight: 50 g
Length: 124 mm
Applications: SES-JOKARI No. 12 is equipped with a durable and ergonomic pocket clip for stripping in junction boxes.



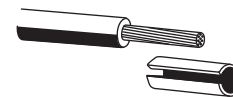
Circular section



type	artide number	stripping Ø mm	pcs
SES-JOKARI n°12	0534 0030 000	8 → 13	1

SES-JOKARI SECURA 15

Material handle: PA
Material blade: steel, titan-nitride coated
Stripping capacity: external Ø 8 to 13 mm
0,2 - 0,3 - 0,8 - 1,5 - 2,5 and 4,0 mm²
Weight: 46,5 g
Length: 124 mm
Applications: SES-JOKARI SECURA 15 is equipped with a retractable knife for stripping cables.



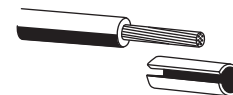
Circular and longitudinal section



type	artide number	stripping Ø mm	pcs
SES-JOKARI SECURA 15	0534 0016 000	8 → 13	1

SES-STAR-STRIPPER

Material handle: PA
Material blade: steel, titan-nitride coated
Stripping capacity: external Ø 4 to 13 mm
0,5 to 16 mm²
Weight: 75 g
Length: 135mm
Applications: Universal multi-purpose tool designed for circular and longitudinal cutting without adjustment of the cutting depth. It allows the stripping of coaxial cables in steps from 4 to 8 mm Ø.



Circular and longitudinal section




type	artide number	stripping Ø mm	pcs
SES-STAR-STRIPPER	0534 0050 000	4 → 13	1



KABIFIX LK 25 for cables with reinforced insulation

Material handle: PA
Stripping capacity: Ø 6 to 25 mm
Weight: 100 g
Applications: Stripping with transversal and longitudinal cut of optical fibre cables, coaxial and waterproof.
 Robust tool with a rotating blade a swivel knife.



type	article number	stripping Ø mm	 pces
KABIFIX LK 25	0527 0010 000	6 → 25	1
Blade LK 25	0527 0015 000		1

KABIFIX FK 28 for cables in copper

Material handle: PA
Stripping capacity: Ø 4 to 28 mm
Weight: 100 g
Applications: Stripping with transversal and longitudinal cut of optical fibre cables, coaxial and waterproof.
 Robust tool with a rotating blade a swivel knife.



type	article number	stripping Ø mm	 pces
KABIFIX FK 28	0527 0004 000	4 → 28	1
Blade FK 28	0527 0003 000		1

SES-COAXI N° 1 für Koaxialkabel

Material Messer: Edelstahl Titannitride beschichtet
Material Griffe: Polyamid (PA)
Abmantelungsbereich: Ø 4,8 bis 7,5 mm, RG58 und RG59
Gewicht: 22 g
Länge: 100 mm
Besonderheiten: Schnelle und einfache Abmantelung in zwei Schritten:
 1) Abmantelung der Außenisolation mit der Werkzeugseite 1
 2) Abmantelung der Innenisolation mit der Werkzeugseite 2.



Typ	Art. Nr.	Abmantelungs-Ø mm	St.
SES-COAXI n° 1	0534 0040 000	4,8 → 7,5	1

SES-JOKARI N° 14 für Flachkabel

Material Messer: Edelstahl
Material Griffe: Polyamid (PA)
Abmantelungsbereich: Flachkabel bis max. 12 mm Breite
 Litzen 0,8, 1,5 und 2,5 mm
Gewicht: 48,5 g
Länge: 124 mm
Schnitt: längs und quer



Typ	Art. Nr.	Maxi. Abmantelungsbreite mm	St.
SES-JOKARI n° 14	0534 0010 000	12	1

SES-JOKARI CAT 1 für Datenkabel

Material Messer: Edelstahl Titannitride beschichtet
Material Griffe: Polyamid (PA)
Abmantelungsbereich: ø 4,5 bis 10 mm
Gewicht: 22 g
Länge: 100 mm
Schnitt: Quer
Besonderheiten: Für Datenkabel mit PVC Mantel und Abschirmung.
 Abmantelung in zwei Schritten:
 1) Abmantelung der Außenisolation,
 2) Abmantelung der Innenisolation



Typ	Art. Nr.	Abmantelungs-Ø mm	St.
SES-JOKARI CAT 1	0534 0041 000	4,5 → 10	1

SES-JOKARI FIBRE STRIP LC für optische Leiter

Material Messer: Edelstahl
Material Griffe: Polyamid (PA)
Abmantelungsbereich: ø 8,2 mm
Gewicht: 43 g
Länge: 125 mm
Besonderheiten: Für Optokabel (24xmono-mode), Schnitt beidseitig längs.

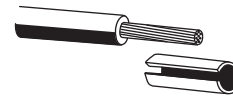


Typ	Art. Nr.	Abmantelungs-Ø mm	St.
SES-JOKARI FIBRE STRIP LC	0534 0042 000	8,2	1

• **SES-COSSONAY Kabelmesser mit abgerundeter Sicherheitsspitze**

Abgerundete Sicherheitsspitze zum Abmanteln von dicken Kabeln, ohne den Innenleiter zu verletzen.

- Griff aus PA (Polyamid).
- Messer aus Hartmetall.



Rund- und Längsschnitt

Typ	Art. Nr.	Abmessungen		St.
		Länge mm	Gewicht g	
SES-COSSONAY	0538 0001 000	150	60	1
SES 98 55 für Arbeiten unter Spannung bis 1000V.	0538 0003 000	180	68	1



• **Abmantler SES-3051 mit versenkbarer Klinge**

- Leicht versenkbare Klinge für Längsschnitt.
- Führungsschiene zum Schneiden von Isolationen bis zu 3,5 mm Dicke.**
- Griff aus PA (Polyamid). Leicht und handlich.



Längsschnitt

Typ	Art. Nr.	Abmessungen		St.
		Länge mm	Gewicht g	
SES-3051	0419 0001 000	170	90	1
Klinge SES-3051	0419 0011 000	Ersatzmesser (Klinge, Knopf und Feder)		1






• **Abmantelungsschere SES-2016 mit Führung**

Die spezielle Form der Schneideklingen ermöglicht das mühelose **Schneiden des Mantels von kunststoff- oder gummiisolierten Leitern** mittlerer und grösserer Dimensionen.

- Lackierter Stahl.


Typ	Art. Nr.	Eigenschaften		 St.
		Länge mm	Gewicht g	
SES-2016	0502 0001 000	175	86	1



• **Elektrikerscheren SES-1066 und SES-1915**

SES-1066: Gezahnte Klingen für weichere Isolationen.

SES-1915: Universell einsetzbar für kunststoff- und gummiisolierten Kabeln.
 - Klingen aus Hartmetall.

Typ	Art. Nr.	Eigenschaften		 St.
		Länge mm	Gewicht g	
SES-1066	0503 0001 000	130	60	1
SES-1915	0503 0003 000	175	90	1



SES-1066




SES-1915



D4

Scheren und Schneidewerkzeuge





Unsere Scheren und Schneidwerkzeuge sind für den professionellen Einsatz gedacht. Das grosse Angebot wird den Ansprüchen von Elektrikern und Maschinenkonstruktoren gerecht.

Unsere verschiedenen Werkzeuggruppen:

- D4/1 Elektrikerscheren und Universalscheren** zur Ausführung der kleinen Arbeiten beim Verkabeln: Schnitt des Kabelmantels, der Bride, oder des Isolationsbandes.
- D4/2 Scheren für Kupfer- und Aluminiumkabel** zum Verarbeiten von elektrischen Kabeln: Abmantelung, Abisolation.
- D4/3 Scheren für Stahl- und Kupferkabel** ermöglichen, neben den gleichen Funktionen wie die der vorhergehenden Scheren, das Schneiden von sehr harten, armierten Kabeln sowie von Stahlkabeln.
- D4/4 Schneidwerkzeug mit Übersetzungsnocken für Stahlkabel** mit minimalem Kraftaufwand dank eines Übersetzungsnockens und vergrösserter Öffnung der Messer mittels spezieller Klinke.
- D4/5 Schneidwerkzeuge** einschliesslich Minischeren für geraden oder schrägen Schnitt sowie Spezialzangen zum Formen elektrischer Bauteile.
- D4/6 Spezialschneidwerkzeuge** unter anderem für Kabelkanäle.
- D4/7 Ablängautomat LC 100**

• Elektrikerscheren SES-1066, SES-1070 und SES-1915

SES-1066: Gezahnte Klingen

- für weichere Isolationen und kleine Kupferleiter.
- Lange und spitze Klingen mit Drahtschneider.


SES-1915: für die Abmantelung.

- Sehr spitze Klingen.

Alle Schere sind:

- aus Hartmetall.
- mit polierten Klingen.
- Lackierte Griffe.




Typ	Art. Nr.	Länge mm	Gewicht g	 St.
SES-1066	0503 0001 000	130	60	1
SES-1915	0503 0003 000	175	90	1

• Universalscheren SES 47 - SES 48

Diese Scheren können zu verschiedenen Zwecken eingesetzt werden:
schneiden von Drähten, Kabeln, Koaxkabeln, Metallabschirmungen,
Isolationen, Kabelbindern, Briden, Isolierbändern, Kunststoffe, Leder,
Gummi, Karton, Papier.

- gezackte Klingen.
- aus rostfreiem Stahl.
- Griffe aus schlagfestem Kunststoff.
- mit Feder.
- mit Rückzugsfeder und Verriegelung.



Typ	Art. Nr.	Länge mm	Gewicht g	 St.
SES-47	0559 0001 000	145	50	1
SES-48	0559 0002 000	190	130	1

• **Kabelschere SES-49 für Aluminium- und Kupferleiter (Ø 10 mm)**

- Spezielle Klingen zum Schneiden von Kabeln.
- Klingen aus rostfreiem Stahl.
- Plastikgriffe schützen vor Stromschlägen.
- Rückzugsfeder
- Sperrvorrichtung
- Schneidbereich: Ø 10 mm.
- Die konkaven Klingen halten das Kabel beim Schneiden fest.



Typ	Art. Nr.	Länge mm	Gewicht g	 St.
SES - 49	0559 0003 000	170	110	1

• **Kabelschere SES-ME-22 für Aluminium- und Kupferleiter (22 mm²)**

- Spezielle Klingen zum Schneiden von Kabeln.
- Plastikgriffe schützen vor Stromschlägen.
- Schere aus geschmiedetem Stahl.
- Max. Schneidbereich: 22 mm².
- Die konkaven Klingen halten das Kabel beim Schneiden fest.



Typ	Art. Nr.	Länge mm	Gewicht g	 St.
ME - 22	0518 0106 000	165	160	1

• **Kabelschere SES-ME-60 für Aluminium- und Kupferleiter (50 mm²)**

- Schnitt von Aluminium- und Kupferleiter
- Plastikgriffe
- Schere aus geschmiedetem Stahl.
- Max. Schneidbereich: 50 mm².
- Die konkaven Klingen halten das Kabel beim Schneiden fest.



Typ	Art. Nr.	Länge mm	Gewicht g	 St.
ME - 60	0518 0108 000	235	360	1

• **Kabelschere SES KT-20 für Aluminium- und Kupferleiter (70 mm²)**

- Schnitt von Aluminium- und Kupferleiter
- Isolierte Griffe (1000V.).
- Sicherheitsverschluss.
- Reduzierter Kraftaufwand.
- Schere aus geschmiedetem Stahl, schwarz.

Typ	Schneidbereich maximal
Kupfer - hart	16 mm ²
Kupfer - halbhart	35 mm ²
Kupfer - weich	70 mm ²
Massives Kabel	4 x 6 mm ²
Telephonkabel	Ø 20 mm
Aluminium - halbhart	70 mm ²




Typ	Art. Nr.	Länge mm	Gewicht g	 St.
Schere SES KT -20	0595 0015 000	215	390	1

• **Kabelschere SES-16 C für Aluminium- und Kupferleiter (Ø 20 mm)**

- Klingen aus **hervorragendem Stahl**.
- **Isolierte Griffe**.
- **Spezielle Klingen** zum **Schneiden** von grossen **Kupferkabeln**.
- Spezial für **Kupferleiter mit grossem Durchmesser** geeignet.
- Hebelarm aus **behandeltem Aluminium**.
- Schere ist **relativ leicht**.
- Alle **Teile** sind **austauschbar**.
- Schneidbereich: Kupfer und Aluminium **Ø 20 mm**.
- **Schweizer Herstellung**.




Typ	Art. Nr.	Länge mm	Gewicht g	 St.
Schere SES - 16 C	0509 0002 000	630	2300	1
Ersatzklinge				
Klinge für SES - 16 C	0509 0015 000			1 Satz

• **Kabelschere SES-ME-250 für Aluminium- und Kupferleiter (250 mm²)**

- Klingen aus hervorragendem Stahl.
- Isolierte Griffe.
- Hebelarm aus einer Aluminiumlegierung
- Max. Schneidebereich: 250 mm².




Typ	Art. Nr.	Länge mm	Gewicht g	 St.
Schere SES ME - 250	0518 0101 000	600	1540	1
Ersatzklinge				
Klinge für ME - 250	0518 0111 000			1 Satz

• **Kabelschere SES-ME-500 für Aluminium- und Kupferleiter (500 mm²)**

- Klingen aus hervorragendem Stahl.
- Isolierte Griffe.
- Hebelarm aus einer Aluminiumlegierung
- Max. Schneidebereich: 500 mm².



Typ	Art. Nr.	Länge mm	Gewicht g	 St.
Schere SES ME - 500	0518 0102 000	800	2930	1
Ersatzklinge				
Klinge für ME - 500	0518 0112 000			1 Satz

• **Kabelschere SES-ME-150 S (150 mm²)**
Hebelarm aus verstärktem Plastik

- Zum Schneiden von **Kupferleitern**.
- **Isolierte Griffe**.
- Hebelarm aus **verstärktem Plastik**.
- Max. Schneidebereich: **150 mm²**.




Typ	Art. Nr.	Länge mm	Gewicht g	 St.
Schere SES ME - 150 S	0518 0104 000	460	980	1

• **Schere SES - 7 für Kupfer- und Stahlkabel (Ø 5 mm)**

- Aus hervorragendem Stahl.
- Die Schere hat eine speziell starke Schneidekraft, da der Schnittpunkt nahe an der Achse liegt.
- Daher schneller und sauberer Schnitt selbst bei sehr harten Kabeln.
- Mit Feder und Verschlussvorrichtung.
- Isolierte Griffe.
- Alle Teile sind austauschbar.
- Schweizer Herstellung.

Typ	Schneidebereich maximal
Kupfer- und Stahlkabel	Ø 7 mm
Stahlkabel	Ø 5 mm
Federstahl	Ø 2,5 mm



Typ	Art. Nr.	Länge mm	Gewicht g	 St.
Schere SES - 7	0509 0007 000	200	300	1


• **Schere SES - 16 für Kupfer- und Stahlkabel (Ø 14 mm)**

- Klingen aus hervorragendem Stahl.
- Hebelarm aus behandeltem Aluminium.
- Isolierte Griffe.
- Spezielle Klingen zum Schneiden von Stahlkabeln.
- Schere ist relativ leicht.
- Alle Teile sind austauschbar.
- Schneidebereich: Stahlkabel Ø 14 mm.
- Schweizer Herstellung.



Typ	Schneidebereich maximal
Kupfer- und Alukabel	Ø16 mm
Stahlkabel	Ø14 mm
Federstahl	Ø 5 mm




Typ	Art. Nr.	Länge mm	Gewicht g	 St.
Schere SES - 16	0509 0001 000	630	2300	1

• Schere SES MI - 60 für Kupfer- und Stahlkabel Ø 7 mm

- Klingen aus einem besonders widerstandsfähigem Stahl.
- Zum schneiden von Kupfer- und Stahlkabel.
- Hebelarm aus Aluminium legierung.
- Isolierte Griffe.
- Alle Teile sind austauschbar.

Typ	Schneidebereich maximal
Kupferkabel	60 mm ²
Stahlkabel	Ø 7 mm
Eisenstift	Ø 5 mm





Typ	Art. Nr.	Länge mm	Gewicht g	 St.
Schere SES MI - 60	0518 0107 000	310	730	1

• Schere SES MI - 100 für Kupfer- und Stahlkabel Ø 10 mm

- Klingen aus einem besonders widerstandsfähigem Stahl.
- Zum schneiden von Kupfer- und Stahlkabel.
- Hebelarm aus Aluminium legierung.
- Isolierte Griffe.
- Alle Teile sind austauschbar.

Typ	Schneidebereich maximal
Kupferkabel	100 mm ²
Stahlkabel	Ø 10 mm
Eisenstift	Ø 7 mm




Typ	Art. Nr.	Länge mm	Gewicht g	 St.
Schere SES MI - 100	0518 0110 000	445	1100	1
Ersatzklingen Klingen für MI - 100	0518 0120 000			1 Satz

• Schere SES MSH - 65 für Kupfer- und Stahlkabel \varnothing 16 mm

- Klingen aus speziell hartem Stahl.
- Hebelarm aus Aluminium legierung.
- Isolierte Griffe.
- Alle Teile sind austauschbar.

Typ	Schneidebereich maximal
Kupferkabel	150 mm ²
Stahlkabel	\varnothing 16 mm
Eisenstift	\varnothing 11 mm
Klaviersaite	\varnothing 4,5 mm



Typ	Art. Nr.	Länge mm	Gewicht g	St.
Schere SES MSH - 65	0518 0109 000	585	2250	1
Ersatzklingen				
Klingen für MSH - 65	0518 0119 000			1 Satz

• Schere SES MI - 200 für Kupfer- und Stahlkabel \varnothing 12 mm

- Klingen aus einem besonders widerstandsfähigem Stahl.
- Hebelarm aus Aluminium legierung.
- Isolierte Griffe.
- Alle Teile sind austauschbar.


Typ	Schneidebereich maximal
Kupferkabel	150 mm ²
Stahlkabel	\varnothing 12 mm
Eisenstift	\varnothing 9 mm




Typ	Art. Nr.	Länge mm	Gewicht g	St.
Schere SES MI - 200	0518 0103 000	600	1800	1
Ersatzklingen				
Klingen für MI-200	0518 0113 000			1 Satz

• **Kabelschere SES-108 für Stahl- und Kupferkabel - Ø 8 mm**

- Dank Übersetzungsnocken minimaler Kraftaufwand.
- Eine spezielle Vorrichtung zum Öffnen der Schneidmesser erleichtert das Einführen der Kabel.
- Die Schere hat eine speziell starke Schneidekraft, da der Schnittpunkt nahe an der Achse liegt.
- Daher schneller und sauberer Schnitt selbst bei sehr harten Kabeln.
- Isolierte Griffe.
- Hebelarm aus gehärtetem Aluminium.




Typ	Art. Nr.	Länge mm	Gewicht g	 St.
Schere SES-108	0509 0003 000	560	1950	1
Ersatzklingen				
Feste Klinge für SES-108	0509 0021 000			1
Bewegliche Klinge für SES-108	0509 0022 000			1

Schneidbereich maximal:
 Kupfer- und Alukabel Ø 8 mm
 Stahlkabel Ø 8 mm
 Federstahl Ø 6 mm

• **Kabelschere SES-112 für Stahl- und Kupferkabel - Ø 12,7 mm**

- Dank Übersetzungsnocken minimaler Kraftaufwand.
- Eine spezielle Vorrichtung zum Öffnen der Schneidmesser erleichtert das Einführen der Kabel.
- Die Schere hat eine speziell starke Schneidekraft, da der Schnittpunkt nahe an der Achse liegt.
- Daher schneller und sauberer Schnitt selbst bei sehr harten Kabeln.
- Isolierte Griffe.
- Hebelarm aus gehärtetem Aluminium.




Typ	Art. Nr.	Länge mm	Gewicht g	 St.
Schere SES-112	0509 0004 000	730	3600	1
Ersatzklingen				
Feste Klinge für SES-112	0509 0031 000			1

Schneidbereich maximal:
 Kupfer- und Alukabel Ø 12,7 mm
 Stahlkabel Ø 12,7 mm
 Federstahl Ø 8 mm

• Seitenschneider 78 03 125

- Werkzeug aus rostfreiem Stahl
- Kompakt und mit feiner Spitze für präzises Arbeiten, auch bei engen Platzverhältnissen
- Für Kupferleiter bis zu Ø 1,6 mm und Stahlleiter bis zu Ø 1,0 mm
- Isolierte Griffe
- Mit Feder und Öffnungsbegrenzung
- Extrem leichter Gang für ermüdungsarmes Arbeiten




Typ	Art. Nr.	Länge mm	Gewicht g	Schneid- bereich (mm)	 St.
78 03 125	0532 0001 000	125	56	1,6	1

• Kabelkanalschere DX-110

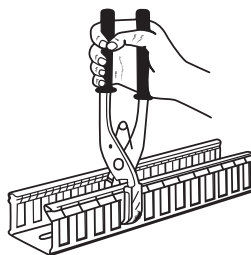
- Mit einer einstellbaren Leitvorrichtung.
- Geringer Kraftaufwand.
- Werkzeug speziell für alle Kabelkanäle mit Seitenstanzung des SES-Verkaufsprogrammes entwickelt.
- Das Schneiden der Kanäle von 110 bis 150 mm wird in zwei Schritten vollzogen.
- Klinge aus hartem Stahl.
- Rutschfeste Griffe.
- Schrägschnitt Möglichkeit (bis 45°).




Typ	Art. Nr.	Länge mm	Gewicht g	 St.
DX-110	0518 0918 000	275	665	1
Klinge X110	0518 0919 000			1

• Lamellenschneidezange


- Kleiner Kraftaufwand.
- 2 Lamellen werden in einem Arbeitsgang zerschnitten.
- Zum Schneiden der Kabelkanäle.
- Scharfe Klinge (Breite 21,5 mm)
- Körper aus Stahlguss.



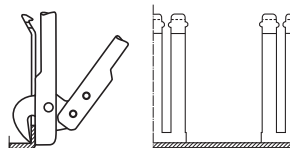
Typ	Art. Nr.	Länge mm	Gewicht g	 St.
DK-55	0518 0955 000	250	455	1
DK-55SP isolierte Griffe	0518 0956 000	260	635	1

• Lamellen- und Nutschere DK-60

- Zum Zerschneiden der Nuten und der seitlichen Öffnungen der Kabelkanäle.
- Schnittbreite: 3 mm
- Schnittlänge in einem Zug: 11 mm



Typ	Art. Nr.	Länge mm	Gewicht g	 St.
DK-60	0518 0920 000	210	320	1




Die Schneidewerkzeuge vom Typ CUT sind sehr handlich und leicht. Sie werden überall bei Elektro-Installationsarbeiten eingesetzt.

Zum Schneiden von Kabelkanälen und Plastikröhren. Das Schneiden ist makellos und ohne viel Aufwand.

Diese Scheren sind ergonomisch, leicht und kompakt aus Stahlblech von hoher Qualität hergestellt. CUT Scheren sind kompakt.


- Der exzentrische Rotationspunkt leitet die Schnittrichtung und ermöglicht ein progressives Schneiden.
- Alle Teile sind austauschbar.
- Harte Klinge aus orangem PVC.

Das System CUT zum Schneiden von Kabelkanälen und Plastikröhren



• Schere CUT 3104 mit Schrägschnitt-Vorrichtung


- Ideal zum schrägen Schneiden von Kabelkanälen und anderen Gummi-, Holz- oder Plastikteilen.
- Schneidbereich: 40 mm (Breite)
25 mm (Höhe)
- Länge der Klinge: 60 mm

Typ	Art. Nr.	Länge mm	Gewicht g	 St.
Schere CUT 3104	0518 0911 000	220	350	1
Ersatzklinge				
Klinge CUT 3001	0518 0930 000			1



• Schere CUT 3105 ohne Schrägschnitt-Vorrichtung


- Gleiche Zange wie CUT 3104 ohne Schrägschnitt-Vorrichtung.
- Ideal zum Schneiden von Kabelkanälen und anderen Gummi-, Holz- oder Plastikteilen.
- Länge der Klinge: 60 mm.

Typ	Art. Nr.	Länge mm	Gewicht g	 St.
Schere CUT 3105	0518 0912 000	210	330	1
Ersatzklinge				
Klinge CUT 3001	0518 0930 000			1



• **Schere CUT 3204/90**


- Zum Schneiden von rechteckigen Teilen: 25 x 45 mm
von Hart-Plastikröhren: bis 25 mm Ø
- Länge der Klinge: 60 mm


Typ	Art. Nr.	Länge mm	Gewicht g	 St.
Schere CUT 3204/90	0518 0913 000	220	350	1
Ersatzklinge				
Klinge CUT 3001	0518 0930 000			1



• **Schere CUT 3204/16-19 zum Schneiden von Röhren**


- Zum Schneiden von Röhren: 16 und 19 mm Ø
- Länge der Klinge: 60 mm

Typ	Art. Nr.	Länge mm	Gewicht g	 St.
Schere CUT 3204/16-19	0518 0914 000	210	370	1
Ersatzklinge				
Klinge CUT 3001	0518 0930 000			1



• **Schere CUT 3604 für Schrägschnitte bis zu 80 mm**

- Zum Schneiden von Kabelkanälen bis: 80 mm
- Länge der Klinge: 85 mm

Typ	Art. Nr.	Länge mm	Gewicht g	 St.
Schere CUT 3604	0518 0916 000	260	450	1
Ersatzklinge				
Klinge CUT 3001/85	0518 0931 000			1



Das LC 100 Gerät erlaubt das Ablängen von starken Kabeln bis 2,5 mm², von weichen Kabeln bis 10 mm² und Tüllen und ähnliche Profilen bis maximal 8 mm Durchmesser.

Das LC 100 Gerät ist durch seine einfache Handhabung bestens geeignet für Muster und Serienfertigung.

Die sehr helle sensitive Tastatur ermöglicht eine schnelle Eingabe der gewünschten Länge und Menge.

Zwei angetriebene Transportrollen und zwei mitlaufende Messrollen garantieren eine präzise Schnittlänge und einwandfreien Schub.

Ein Materialwechsel ist denkbar einfach. Durch Abschwenken der Frontklappe werden Antriebs- und Messrollen automatisch auseinander bewegt. Das zu schneidende Material wird eingelegt und mit dem Schließen der Frontklappe positionieren sich Antriebs- und Messrolle automatisch.

Über die mitgelieferte Software können wiederkehrende Schneidaufträge am PC bearbeitet, dokumentiert und auf das LC 100 Gerät überspielt werden.

Technische Eigenschaften:

Abmessungen der Maschine:	Länge:	194 mm
	Breite:	295 mm
	Höhe:	227 mm
	Gewicht:	11 kg
Schneideleistung:	• Weichkabel:	0,08 - 10 mm ²
	• Hartkabel:	0,08 - 2,5 mm ²
Maxi. Durchlass:		8 mm
Durchmesser Einstellung:		automatisch
Anzahl Schnitte:		1 - 999 Stücke
Messlänge:		2 - 99999 mm
Vorschubgeschwindigkeit:		maxi. 0,5 m/s
Masseinheit:		mm
Schnittstelle:		RS232
Netzanschluss:		100-240V / 60-50Hz
Versorgung:		80 VA



Für weitere Auskünfte wenden Sie sich bitte an unseren technischen Dienst.

Wird nur in Frankreich verkauft.



Video-
anleitung



D5

Zangen und Crimpwerkzeuge





SES-STERLING bietet eine grosse Auswahl an Crimpwerkzeugen an, deren Anwendungsbereich sich von der Elektro-, Elektronik- und Automobilindustrie, den Produktions-, Reparatur- und Unterhaltswerkstätten bis zu den Baustellen erstreckt.

Alle Werkzeuge sind eigens von SES-STERLING getestet, sie stehen in einem äusserst günstigen Preis/Leistungsverhältnis.

Sie finden in unserem Angebot Werkzeuge für Klein- und Grosserien (pneumatische Maschinen) und einfache Universalwerkzeuge im Verkabelungsbereich für Abläng-, Abisolations- und Vercrimparbeiten.

Des weiteren führen wir Werkzeuge, die sowohl frontale als auch seitliche Verpressungen ausführen und manuell oder mit Luftdruckantrieb eingesetzt werden können:

D5/1 Einfache Quetschzangen für Kabelanschlüsse bis zu 6 mm².

D5/2 Quetschzangen mit Sperrklinken und Knebelgelenken
für Kabelanschlüsse bis zu 10 mm².

D5/3 Pneumatisches Ansetzgerät für Kabelschuhe bis zu 6 mm².

D5/4 Quetschzange für grosse Kabelanschlüsse.

D5/5 Quetschzangen für Aderendhülsen.

D5/6 Pneumatisches Quetschgerät für isolierte Aderendhülsen.

Unser Sortiment an blanken und isolierten Kabelanschlüssen, Klemmen, Aderendhülsen und Messingösen finden Sie in Kapitel D6.

Einfache Quetschzangen SES

Für Kabelanschlüsse bis zu 6 mm²



SES

• Zange MEB 100 E für isolierte Kabelschuhe und Flachsteckhülsen

- Einfache, universelle Qualitätszange.
- Schneidevorrichtung.
- Schraubenschneider von M 2,6 bis M 5 (ISO).
- Isolierte Griffe.



Typ	Art. Nr.	Anzahl Quetschmatrizen	Verkrimpung mm ²	Abisolierung mm ²	Länge mm	Gewicht g	St.
MEB 100 E	0518 0051 000	3	1,5-2,5-6	0,75 ... 6	220	220	1

• Zange MEB 200 E für blanke Kabelschuhe und Flachsteckhülsen

- Einfache, universelle Qualitätszange.
- Schneidevorrichtung.
- Schraubenschneider von M 2,6 bis M 5 (ISO).
- Isolierte Griffe.



Typ	Art. Nr.	Anzahl Quetschmatrizen	Verkrimpung mm ²	Abisolierung mm ²	Länge mm	Gewicht g	St.
MEB 200 E	0518 0052 000	3	1,5-2,5-6	0,75 ... 6	220	220	1

• Zange MEB 300 E für blanke Flach- und Rundstecker

- Einfache, universelle Qualitätszange.
- Schneidevorrichtung.
- Schraubenschneider von M 2,6 bis M 5 (ISO).
- Isolierte Griffe.



Typ	Art. Nr.	Anzahl Quetschmatrizen	Verkrimpung mm ²	Abisolierung mm ²	Länge mm	Gewicht g	St.
MEB 300 E	0518 0053 000	3	1,5-2,5-6	0,75 ... 6	220	220	1

• Zange MEB 400 E für blanke und isolierte Kabelschuhe

- Einfache, universelle Qualitätszange.
- Schneidevorrichtung.
- Schraubenschneider von M 2,6 bis M 5 (ISO).
- Isolierte Griffe.



Typ	Art. Nr.	Anzahl Quetschmatrizen	Verkrimpung mm ²	Abisolierung mm ²	Länge mm	Gewicht g	St.
MEB 400 E	0518 0054 000	6	1,5-2,5-6	0,75 ... 6	240	275	1

Einfache Quetschzangen SES

Für Kabelanschlüsse bis zu 6 mm²



SES

• Zange MEB 500 E für blanke oder isolierte Flach- und Rundstecker

- Einfache, universelle Qualitätszange.
- Schneidevorrichtung.
- Schraubenschneider von M 2,6 bis M5 (ISO).
- Isolierte Griffe.



Typ	Art. Nr.	Anzahl Quetschmatrizen	Verkrimpung mm ²	Abisolierung mm ²	Länge mm	Gewicht g	St.
MEB 500 E	0518 0055 000	6	1,5-2,5-6	0,75 ... 6	240	275	1

• Zange MS-235 PN für blanke oder isolierte Kabelschuhe

- Einfache, universelle Qualitätszange.
- Mit Rückzugsfeder.
- Schneidevorrichtung.
- Schraubenschneider von M 2,6 - 3 - 3,5 - 4 - 5 (ISO).
- Isolierte Griffe.



Typ	Art. Nr.	Anzahl Quetschmatrizen	Verkrimpung Blanke Kabelschuhe mm ²	Abisolierung Isolierte Kabelschuhe mm ²	Abisolierung 7 Quetschmatrizen mm ²	Länge mm	Gewicht g	St.
MS-235 PN	0518 0085 000	3	1,5-2,5	1,5-2,5-4-6	0,5 ... 6	235	425	1



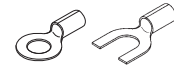
• Zange MH für blanke Kabelhülsen und Stecker

- Quetschzange mit Sperrklinke zur optimalen Verdringung.
- Haltebacken aus rostfreiem Stahl.
- Hebelarm aus Stahl.
- Griffe sind isoliert und rutschfest.

Crimpaufwand
um



reduziert



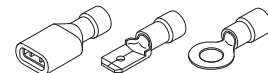
Typ	Art. Nr.	Anzahl Quetschmatrizen	Verdringung mm ²	Länge mm	Gewicht g	St.
MH-14 DIN	0518 0005 000	5	1,5 - 16	244	406	1
MH-22	0518 0003 000	4	6 - 25	330	680	1



• Zange AZ 600 mit Kniehebelgelenk für isolierte Kabelschuhe und Flachsteckhülsen

- Quetschzange mit Kniehebelgelenk zur optimalen Verdringung.
- Haltebacken aus rostfreiem Stahl.
- Hebelarm aus matt-schwarzem Stahlblech.
- Quetschmatrizen nach DIN Norm.
- Schneidevorrichtung.

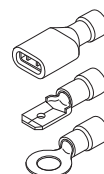
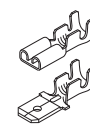
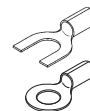
Typ	Art. Nr.	Anzahl Quetschmatrizen	Verdringung / Abisolation mm ²	Länge mm	Gewicht g	St.
AZ 600	0536 0001 000	3	0,5 - 6	250	520	1



• Zange mit Kniehebelgelenk

- Kraftverstärkung durch Kniehebel für ermüdungsarmes Arbeiten
- Zange aus Chrom-Vanadium Elektrostahl in Sondergüte, ölgehärtet
- Griffe mit Mehrkomponenten-Hülle
- gleichbleibend hohe Crimpqualität durch Präzisionseinsätze und Zwangssperre (entriegelbar).

Typ	Art. Nr.	Anzahl Quetschmatrizen	Verdringung mm ²	Länge mm	Gewicht g	St.
AZ 700 unisolierte Quetsch-, Rohr- und Presskabelschuhe	0536 0004 000	4	0,5 - 10	220	500	1
AZ 750 unisolierte Flachstecker/Flachsteckhülsen	0536 0005 000	3	0,5 - 6	220	494	1
AZ 760 isolierte Flachstecker/Flachsteckhülsen	0536 0006 000	3	0,5 - 6	220	487	1



EC65

Länge:	320 mm
Breite:	140 mm
Höhe:	220 mm
Gewicht der Maschine EC65:	10 kg
Gewicht Fußschalter:	1,2 kg
Max. Crimpkraft:	10 kN
Crimpzeit:	1 s
Stückzähler:	6-stellige LCD-Anzeige
Netzanschluss:	230 V/50 Hz (120 V/60 Hz)
Leistung:	160 VA

Anwendung: Der EC65 ist die ideale Maschine, um Hülsen ohne Risiko zu vercrimpen:

- Quetschkabelschuhe oder Hülsen isoliert oder nicht isoliert bis zu 6 mm²/10 AWG
- Rohr und Quetschkabelschuhe
- Flachsteckhülsen bis 6 mm²/10 AGW
- Aderendhülsen
- ...



Die leichte und leistungsstarke EC65 Crimpmaschine ist ideal zum Gebrauch in der Werkstatt geeignet.

Die EC65 kann in zwei verschiedenen Betriebsarten benützt werden:

- Betriebsart 1: Der Crimpkontakt wird durch Auslösen des Fußschalters verpresst.
- Betriebsart 2: Erlaubt dem Benutzer durch Auslösen des Fußschalters den Kontakt im Gesenk zu fixieren und den Leiter einzulegen. Erst durch erneutes Betätigen des Fußschalters wird der Crimpkontakt verpresst. Betriebsart 2 wird im Allgemeinen für die heikelsten Anwendungen benutzt.

Das Einsetzen der vollen Presskraft kann eingestellt werden. Dadurch werden Beschädigungen der Werkzeuge und Fehlcrimpungen durch falsch eingelegte Kontakte verhindert.


Es stehen zahlreiche Standardcrimpgesenke zur Verfügung. Sondergesenke nach Kundenwunsch sind ebenfalls möglich.

Für weitere Auskünfte wenden Sie sich bitte an unseren technischen Dienst.

Wird nur in Frankreich verkauft.

• **Quetschzange SES-K4 für unisolierte und isolierte Aderendhülsen**


- einfache Zange mit Blattfeder
- aus geschmiedetem Stahl, matt-schwarz
- mit isolierten Griffen

Typ	Art. Nr.	Anzahl Gesenke	Querschnitt mm ²	Länge mm	Gewicht g	 St.
SES-K4	0710 0504 000	5	0,5-0,75-1-1,5-2,5	140	120	1



• **Universal Quetsch- und Schneidezange SES-K3 für unisolierte und isolierte Aderendhülsen**


- einfache Quetschzange
- aus Stahlblech, matt-schwarz
- mit Schneidevorrichtung
- mit isolierten Griffen

Typ	Art. Nr.	Anzahl Gesenke	Querschnitt mm ²	Länge mm	Gewicht g	 St.
SES-K3	0710 0503 000	7	0,5-0,75-1-1,5-2,5-4-6-10-16	230	240	1



• **Quetschzange SES-K35 für unisolierte und isolierte Aderendhülsen**

- einfache Quetschzange
- aus Stahlblech, matt-schwarz
- mit isolierten Griffen

Typ	Art. Nr.	Anzahl Gesenke	Querschnitt mm ²	Länge mm	Gewicht g	 St.
SES-K35	0710 0506 000	4	10-16-25-35	225	230	1



• **Quetschzange CAE 0210 mit Sperrklinke: seitliche Verpressung, für unisolierte und isolierte Aderendhülsen**

- Sperrklinke zur Kontrolle des Crimpprozesses
- Gesenk aus Stahl für viereckige Prägungen
- aus gehärtetem Stahl
- Crimplänge: 13,6 mm
- mit isolierten Griffen



Typ	Art. Nr.	Anzahl Gesenke	Querschnitt mm ²	Länge mm	Gewicht g	 St.
CAE 0210	0710 0560 000	1	0,08-10	200	300	1

• **Quetschzange mit Rotationsklinke SES-PZ 6 ROTO: seitliche oder frontale- Verpressung für unisolierte und isolierte Aderendhülsen**

- Sperrklinke zur Kontrolle des Crimpprozesses
- Schwenkstempel zur seitlichen bzw. Frontverpressung
- Gesenk aus geschmiedetem Stahl, matt-schwarz
- Aus Stahlblech, matt-schwarz
- mit isolierten Griffen



Typ	Art. Nr.	Anzahl Gesenke	Querschnitt mm ²	Länge mm	Gewicht g	 St.
SES-PZ6	0595 0022 000	1	0,14-6	190	430	1

• **Quetschzange SES-PZ 16 mit Sperrklinke: seitliche Verpressung, für unisolierte und isolierte Aderendhülsen**

- Sperrklinke zur Kontrolle des Crimpprozesses
- Gesenk aus geschmiedetem Stahl, matt-schwarz
- aus Stahlblech, matt-schwarz
- mit isolierten Griffen



Typ	Art. Nr.	Anzahl Gesenke	Querschnitt mm ²	Länge mm	Gewicht g	 St.
SES-PZ16	0595 0021 000	3	6-10-16	210	386	1

Pneumatisches Ansetzgerät

Für blanke und isolierte Aderendhülsen

Haltebacken für frontale oder seitliche Verpressung



SES

• Pneumatisches Ansetzgerät

- Für Serienarbeit.
- Regelmässige und sichere Verpressung (frontal und seitlich).
- Leichtes und ergonomisches Werkzeug.
- Verpressung gemäss europäischer Norm EN 50027.
- Aus isolierendem Material, schwarz.
- Haltebacken aus Stahl.

Gewicht: **450 g.**
 Betriebsdruck: **4 bis 6 bar**
 Länge x Durchmesser: **190 x 44 mm**




Frontale Verpressung der Aderendhülsen.



Schnelle, seitliche Verpressung der Aderendhülsen anhand eines Führungskegels



Typ	Art. Nr.	Verkrimp- bereich (mm ²)	 St.
Vollständiges Gerät			
SES-AC 25	0725 0010 000	0,25-2,5	1
SES-AC 100	0725 0030 000	4-10	1
Magnethalterung			
SES-1 DX	0725 0060 000		1



Magnethalterung

• Pneumatisches Ansetzgerät SES-AC 25 T mit Behälter

- Fusspedal.
- **Mühe**lose Verpressung von mittleren und grossen Mengen.
- **Freie Hände** für andere Betätigungen.

Abmessungen: **135 x 200 x 75 mm**
 Gewicht: **1000 g**
 Luftdruck: **4 bis 6 bar**



Typ	Art. Nr.	Verkrimp- bereich (mm ²)	 St.
Pneumatisches Ansetzgerät mit Aderendhülsenbehälter, Fusspedal und Werkstischhalterung			
SES-AC 25 T	0725 0020 000	0,25-2,5	1

Der MC 25 ist recht handlich. Sie können ihn am praktischen Handgriff direkt zum Einsatzort transportieren. Es ist keine Druckluft erforderlich. Alle Komponenten, die Sie zum Umrüsten benötigen, sind übersichtlich im mitgelieferten Koffer angeordnet.

Der MC 25 verarbeitet Aderendhülsen mit den Querschnitten 0,5 bis 2,5 mm² in der Standardlänge 8 mm. Sekundenschnell ohne jegliches Hilfswerkzeug wechseln Sie den Hülsenquerschnitt.

Die Abisoliereinheit ist mit V-Messern ausgestattet. Sie können somit die meisten gebräuchlichen Leiter 2,5 mm² verarbeiten. Die Aderendhülsen in Bandform werden über einen seitlich aufgesteckten Spender zugeführt.

Technische Daten:

Netzanschluss:	230 V AC/50 Hz
Leistungsaufnahme:	80 VA
Arbeitsbereich:	0,5 - 2,5 mm ² , 20 - 14 AWG
Aderendhülsen:	in Bandform
Verpressung:	trapezförmig
Takt:	ca. 1,5 s
Steuerung:	microprozessorunterstützte Kurvensteuerung
Stückzähler:	LCD-Anzeiger
Querschnittwechsel:	unter 10 s
Abmessungen der Maschine:	
Länge	320 mm
Breite	165 mm
Höhe	270 mm
Gewicht	ca. 12 kg



Für weitere Auskünfte wenden Sie sich bitte an unsere technische Abteilung.

Wird nur in Frankreich verkauft.



D6/4-03



Kombizange zum Abisolieren und Crimpen von isolierten Aderendhülsen



SES-JOKARI
QUADRO Plus

SES-JOKARI QUADRO Plus ist eine Kombizange mit den Funktionen Schneiden, Abisolieren, Verdrillen und Crimpen in einem Gerät. Die verschiedenen Funktionen sind auf dem Zangenkörper von 1 bis 4 nummeriert, um die Bedienung zu erleichtern.

Schneiden: Ermöglicht das Schneiden von Drähten und Leitern mit Querschnitten zwischen 0,5 und 2,5 mm².

Abisolieren: Ermöglicht das Abisolieren von Drähten und Leitern mit Querschnitten zwischen 0,5 und 2,5 mm² mit automatischer Einstellung des Querschnitts.

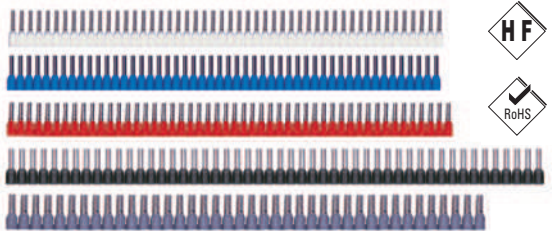


Verdrillen: Nach dem Abisolieren können die Litzen verdrillt werden um ein Aufspleißen zu verhindern, so dass ein einfaches Einführen in die Aderendhülsen gewährleistet ist.

Crimpen : Das Crimpen von Aderendhülsen für Kabelquerschnitte von 0.5 bis 2.5 mm² wird durch leicht auswechselbare Magazine gewährleistet. Ein integrierter Verriegelungsmechanismus löst erst, wenn der Crimpstempel die Endposition erreicht hat und garantiert eine hohe Qualität.



Typ	Art.-Nr.	für Querschnitt mm ²	 St.
Box SES-JOKARI QUADRO Plus	0710 0510 000	0,5 - 0,75 - 1 1,5 - 2,5	1
Inhalt: 1 Zange und 3 leere Magazine			
Wechselmagazin leer	0710 0512 000		1



Typ	Art.-Nr.		
Aderendhülsen in Bandware (Beutel mit 10 Stück)			
0,5 mm² - weiß	0649 0105 001	10 x 50 Hülsen	  
0,75 mm² - blau	0649 0110 002	10 x 50 Hülsen	
1 mm² - rot	0649 0115 007	10 x 50 Hülsen	
1,5 mm² - schwarz	0649 0120 010	10 x 50 Hülsen	
2,5 mm² - grau	0649 0130 013	10 x 50 Hülsen	

Gebrauchsanweisung



1. Schneiden Sie das Kabel auf die gewünschte Länge zu.



2. Isolieren Sie das Kabel ab, die Querschnittanpassung erfolgt automatisch.



3. 3. Verdrillen Sie die Litzen. Der benötigte Querschnitt stellt sich automatisch ein.





4. Crimpen Sie die Aderendhülsen. Bei Kabelquerschnitten bis 0.75mm² muss das Einstellrad nach links gedreht werden, bei Querschnitten ab 1mm² nach rechts.



D6

Quetschkabelschuhe - Verbinder - Hülsen - Stecker





SES-STERLING hat ein komplettes Programm von Steckverbindern mit den entsprechenden Werkzeugen. SES-STERLING ist in dem Bereich der manuellen Geräten spezialisiert.

Lötfreie Quetschkabelschuhe und Verbinder, isoliert:

Quetschkabelschuhe von 0,1 bis < 35 mm²
Parallelverbinder von 0,3 bis 6 mm²
Stossverbinder von 0,3 bis 6 mm²
Stiftkabelschuhe von 0,5 bis 6 mm²
Endverbinder von 0,5 bis 9 mm²
Wärmeschrumpfende Verbinder

Löt-Schrumpfverbinder

Löt-Schrumpfverbinder TTN von 0,25 bis 6 mm²
Schrumpfverbinder SB von 0,3 bis 6 mm²

Lötfreie Quetschkabelschuhe und Verbinder, nicht-isoliert:

Quetschkabelschuhe von 0,2 bis 300 mm²
Parallelverbinder von 0,5 bis 150 mm²
Stossverbinder von 0,5 bis 150 mm²
Endverbinder von 0,5 bis 6 mm²

Lötfreie Flachsteckhülsen und Stiftstecker:

Flachsteckhülsen und Stiftstecker isoliert von 0,5 bis 6 mm²
Flachsteckhülsen und Stiftstecker nicht isoliert von 0,3 bis 6 mm²

Aderendhülsen von 0,5 bis 50 mm²

Aderendhülsen nicht-isoliert:

Aderendhülsen nicht-isoliert, versilbert von 0,5 bis 25 mm²
Aderendhülsen nicht-isoliert, dünnwandig, von 0,5 bis 16 mm²

Kabelösen: Messingösen, dünnwandig, von 0,75 bis 6 mm²

Quetschkabelschuhe isoliert mit Öse oder Gabelform

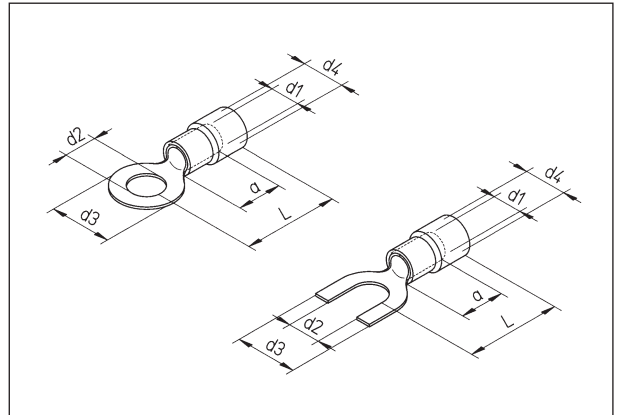


SES



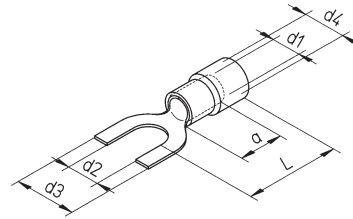
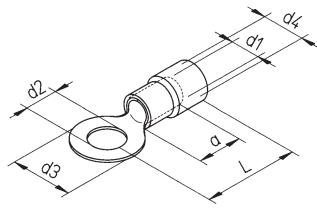
PI - PI-Y

Material: Kupfer verzinkt
Isolierung: PVC
Temperaturbereich: -40 bis +75°C



Typ	Ø Klemme / Durchschnitt mm ²	Art. Nr.	d1	a	d2	d3	d4	L	St.
Grösse 0,5 (0,1<0,5 mm²) grün									
Mit Öse									
PI 3 - 0,5		0663 0960 000	1,4	4,5	3,2	5,5	3,2	14,7	100
PI 4 - 0,5		0663 0961 000	1,4	4,5	4,3	7,5	3,2	17,2	100
PI 5 - 0,5		0663 0962 000	1,4	4,5	5,3	9	3,2	17	100
Gabelform									
PI Y3 - 0,5		0663 0970 000	1,4	4,5	3,2	5,5	3,2	15,1	100
Grösse 1 (0,5<1 mm²) rot									
Mit Öse									
PI 3 - 1		0663 0003 000	1,6	5	3,2	6	4,1	16	100
PI 3,5 - 1		0663 0004 000	1,6	5	3,7	6	4,1	16	100
PI 4 - 1		0663 0005 000	1,6	5	4,3	8	4,1	17	100
PI 5 - 1		0663 0013 000	1,6	5	5,3	10	4,1	18	100
PI 6 - 1		0663 0914 000	1,7	4,5	6,4	12	4,1	19,7	100
PI 8 - 1		0663 0915 000	1,7	4,5	8,4	12	4,1	19,7	100
PI 10 - 1		0663 0988 000	1,7	4,5	10,5	16,5	4,1	22,2	100
Gabelform									
PI-Y 3 - 1		0663 0971 000	1,7	4,5	3,2	5,8	4,1	15,8	100
PI-Y 3,5 - 1		0663 0973 000	1,7	4,5	3,7	5,8	4,1	15,8	100
PI-Y 4 - 1		0663 0972 000	1,7	4,5	4,3	8,1	4,1	17,5	100
PI-Y 5 - 1		0663 0974 000	1,7	4,5	5,3	9,6	4,1	18,3	100
Grösse 2,5 (1<2,5 mm²) blau									
Mit Öse									
PI 3 - 2,5		0663 0020 000	2,3	5	3,2	6	4,5	17	100
PI 3,5 - 2,5		0663 0021 000	2,3	5	3,7	6	4,5	17	100
PI 4 - 2,5		0663 0025 000	2,3	5	4,3	8	4,5	18	100
PI 5 - 2,5		0663 0030 000	2,3	5	5,3	10	4,5	20	100
PI 6 - 2,5		0663 0033 000	2,3	5	6,5	11	4,5	22	100
PI 8 - 2,5		0663 0035 000	2,3	5	8,4	14	4,5	23	100
PI 10 - 2,5		0663 0936 000	2,3	4,5	10,5	15	4,5	22,5	100
PI 12 - 2,5		0663 0937 000	2,3	4,5	13	19	4,5	24,5	100
Gabelform									
PI-Y 3 - 2,5		0663 0983 000	2,3	4,5	3,2	5,9	4,5	16,6	100
PI-Y 3,5 - 2,5		0663 0975 000	2,3	4,5	3,7	6,4	4,5	16,6	100
PI-Y 4 - 2,5		0663 0976 000	2,3	4,5	4,3	8	4,5	17,1	100
PI-Y 5 - 2,5		0663 0977 000	2,3	4,5	5,3	10	4,5	18,7	100





Typ Ø Klemme / Durchschnitt mm ²	Art. Nr.	Abmessungen (mm)						L	St.
		d1	a	d2	d3	d4			


Grösse 6 (2,5<6 mm²) gelb

Mit Öse

PI 3 - 6	0663 0940 000	3,4	6,5	3,2	9	6,8	21,2	100
PI 4 - 6	0663 0041 000	3,6	6	4,3	8	6,8	21	100
PI 5 - 6	0663 0042 000	3,6	6	5,3	10	6,8	22	100
PI 6 - 6	0663 0047 000	3,6	6	6,5	11	6,8	23	100
PI 8 - 6	0663 0050 000	3,6	6	8,4	14	6,8	26	100
PI 10 - 6	0663 0053 000	3,6	6	10,5	18	6,8	28	100
PI 12 - 6	0663 0954 000	3,4	6,5	13	19,2	6,8	30,4	100
PI 14 - 6	0663 0955 000	3,4	6,5	15	22	6,8	32	100

Gabelform

PI-Y 4 - 6	0663 0978 000	3,4	6,5	4,3	9	6,8	21,2	100
PI-Y 5 - 6	0663 0979 000	3,4	6,5	5,3	9	6,8	21,2	100
PI-Y 6 - 6	0663 0980 000	3,4	6,5	6,4	12,5	6,8	26	100



Grösse 10 (6<16 mm²) rot

Mit Öse


PI 5 - 10	0663 0149 000	4,5	8,4	5,3	12	8	25,6	50
PI 6 - 10	0663 0152 000	4,5	8,4	6,4	12	8	25,6	50
PI 8 - 10	0663 0153 000	4,5	8,4	8,4	15	8	30,1	50
PI 10 - 10	0663 0154 000	4,5	8,4	10,5	15	8	30,1	50
PI 12 - 10	0663 0155 000	4,5	8,4	13	20	8	31,6	50



Grösse 16 (10<25 mm²) blau

Mit Öse


PI 5 - 16	0663 0156 000	5,8	10	5,3	12	11	33	50
PI 6 - 16	0663 0157 000	5,8	10	6,4	12	11	33	50
PI 8 - 16	0663 0158 000	5,8	10	8,4	16	11	36	50
PI 10 - 16	0663 0159 000	5,8	10	10,5	16	11	36	50
PI 12 - 16	0663 0160 000	5,8	10	13	22	11	40,5	50



Grösse 25 (16<35 mm²) gelb

Mit Öse

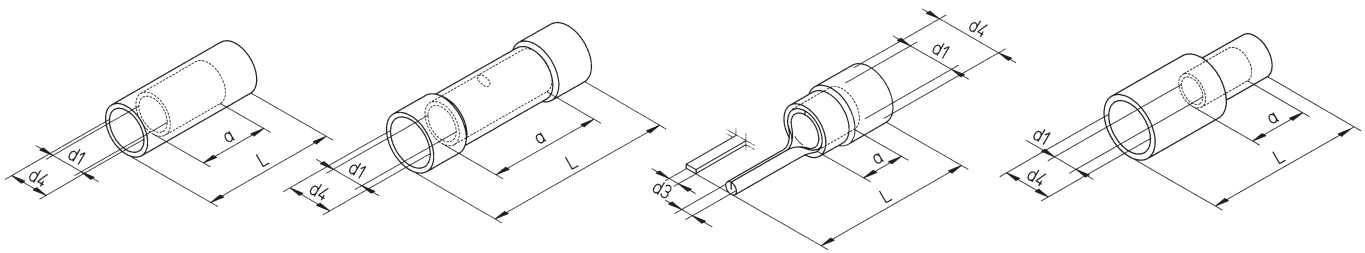
PI 5 - 25	0663 0180 000	7,7	12	5,3	16,5	13	37,5	25
PI 6 - 25	0663 0161 000	7,7	12	6,4	16,5	13	37,5	25
PI 8 - 25	0663 0162 000	7,7	12	8,4	16,5	13	37,5	25
PI 10 - 25	0663 0163 000	7,7	12	10,5	17,5	13	40	25
PI 12 - 25	0663 0164 000	7,7	12	13	22	13	43,8	25
PI 16 - 25	0663 0181 000	7,7	12	17	30	13	48,8	25



**Parallelverbinder, Serienverbinder,
Stiftkabelschuhe und Endverbinder mit Isolation**
Kupfer verzinkt - mit PVC isoliert




SES



Typ	Art. Nr.	Durchmesser mm ²	Abmessungen (mm)				Farbe	St.	
			d1	a	d3	d4			
Parallelverbinder, isoliert									
PI - P 0,5	0663 0103 000	0,3 ... 0,5	1,4	8	-	2,9	19	grün	100
PI - P 1	0663 0100 000	0,5 ... 1	1,7	8	-	3,8	19	rot	100
PI - P 2,5	0663 0101 000	1 ... 2,5	2,3	8	-	4,5	19	blau	100
PI - P 6	0663 0102 000	2,5 ... 6	3,4	8,5	-	6,6	21,5	gelb	100
Serienverbinder, isoliert									
PI - B 0,5	0663 0199 000	0,3 ... 0,5	1,4	11,5	-	2,9	24	grün	100
PI - B 1	0663 0200 000	0,5 ... 1	1,7	15	-	3,8	25,5	rot	100
PI - B 2,5	0663 0201 000	1 ... 2,5	2,3	15	-	4,5	25,5	blau	100
PI - B 6	0663 0202 000	2,5 ... 6	3,4	15	-	6,6	27,5	gelb	100
Stiftkabelschuh hartgelötet, isoliert									
mit rundem Quetschfuss									
PI - E 1	0663 0300 000	0,5 ... 1	1,6	5	1,9	4,1	22	rot	100
PI - E 2,5	0663 0302 000	1 ... 2,5	2,3	5	1,9	4,5	23	blau	100
PI - E 6	0663 0304 000	2,5 ... 6	3,6	6	2,7	6,8	26	gelb	100
mit flachem Quetschfuss									
PI - EP 1	0663 0310 000	0,5 ... 1	1,7	4,5	2,8 x 0,75	-	19,1	rot	100
PI - EP 2,5	0663 0311 000	1 ... 2,5	2,3	4,6	2,8 x 0,85	-	19,1	blau	100
PI - EP 6	0663 0312 000	2,5 ... 6	3,4	6,5	2,8 x 0,95	-	24	gelb	100
Endverbinder, isoliert									
CE 1	0663 0801 000	0,5 ... 1	2,4	6,2	-	6,5	17,5	PA*	100
CE 2	0663 0802 000	1 ... 2,5	3,1	6,9	-	8	19,5	PA*	100
CE 550S	0663 0813 000	2,5 ... 6	3,9	7,2	-	10,8	17	PA*	100
CE 8	0663 0804 000	4 ... 9	4,8	8,2	-	12	24,5	PA*	100

* PA (Polyamid natur)



TTN

Material: vernetztes Polyolefin
innere Schicht, heißschmelzend

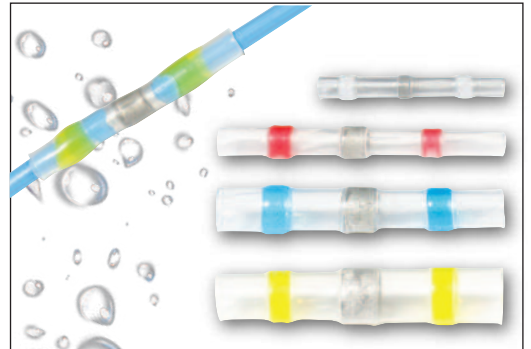
Temperaturbereich: -55 bis +125°C.

Schrumpftemperatur: +140°C

Anwendungen: Die Hauptfunktion der Löt-Schrumpfverbinder der TTN-Reihe besteht darin, Litzen und Abschirmungen miteinander durch Löten zu verbinden. Sie ermöglichen es, Metallgeflechte oder -bänder (z. B. von Koaxialkabeln) zu isolieren und nach dem Einführen eines Verbindungsdraths durch eine der beiden Seiten des Verbinders einen Masse- (oder Erdungs-) anschluss sicher zu verbinden.

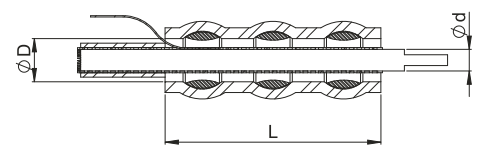
Nach vollständiger Schrumpfung, ohne Crimpen, ist die Lötverbindung sicher und gleichzeitig wasserfest durch den Innenkleber.

Einsatzbereiche: Masseübertragung (CEM - EMV) an abgeschirmten Kabeln, alle elektrischen und elektronischen Bereiche, Messungen, Kontrollen, Autoelektrik ...



Typ	Art.-Nr.	Querschnitt mm ²	AWG	Abmessungen (mm)			L	St.
				Ø D	Ø d	L		
TTN-08	0663 0701 000	0,25...0,5	26-24	1,7	0,4...1,7	26	50	
TTN-15	0663 0702 000	0,5...1,5	22-18	2,7	1,3...2,7	40	50	
TTN-40	0663 0703 000	1...2,5	16-14	4,5	1,8...4,5	40	50	
TTN-60	0663 0704 000	4...6	12-10	6	2,8...6	40	50	

vor Schrumpfung



SB

Material: vernetztes Polyolefin
innere Schicht, heißschmelzend
Buchse aus verzinnem Kupfer


Temperaturbereich: +105°C maxi.

Schrumpftemperatur: +120°C

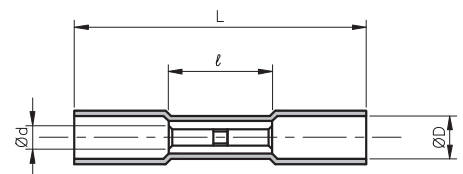
Anwendungen: Die Verbinder ermöglichen eine zuverlässige und wasserdichte elektrische Verbindung. Nach dem Crimpen wird die Isolierung mittels eines Heißluftgebläse geschrumpft.

Die Verbinder können mit den meisten Leitern verwendet werden, außer mit Glasfaser und solchen, die mit Silikon, Elastomer oder fluorierten Thermoplasten isoliert sind.

Einsatzbereiche: Schiff- und Automobilindustrie, Wasserpumpen, Haushaltsgeräte, Anti-Vibrations- und Anti-Staub-Anwendungen...



Typ	Art.-Nr.	Querschnitt mm ²	AWG	Abmessungen (mm)			L	St.
				Ø D	Ø d	L		
SB 2218	0663 0220 000	0,3...0,5	22-18	2,9	1,4	25	11,5	
SB 1816	0663 0221 000	0,5...1,5	18-16	4,2	1,7	37	15	
SB 1614	0663 0222 000	1,5...2,5	16-14	4,9	2,3	37	15	
SB 1210	0663 0223 000	2,5...6	12-10	6,2	3,4	42	15	



Montageanleitung



Leiter abmanteln und einschieben



Crimpen



Schrumpfen des Verbinders mit einem Heißluftgebläse (keine direkte Flamme)



D5/2-01



D7/4-01

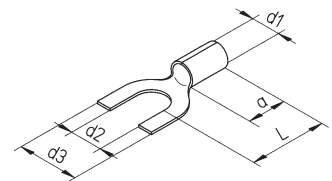
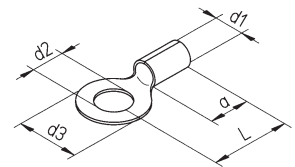


Quetschkabelschuhe nicht isoliert

Material: verzinnertes Kupfer
Gebrauchstemperatur: +200°C maxi
Typ: gelötet gemäss DIN 46234



Typ Ø Klemme / Durchschnitt mm ²	Art. Nr.	Abmessungen (mm)					L	St.
		d1	a	d2	d3			
Grösse 0,5 (von 0,2 bis <0,5 mm²)								
Mit Öse								
3 - 0,3	0607 0301 000	1	4,5	3,2	5,2	9,4	100	
4 - 0,3	0607 0302 000	1	4,5	4,3	6,6	11,7	100	
5 - 0,3	0607 0303 000	1	4,5	5,3	8	11,5	100	
Gabelform								
Y3 - 0,3	0607 0304 000	1	4,5	3,2	5,2	9,4	100	
Grösse 1 (von 0,5 bis 1 mm²)								
Mit Öse								
2,5 - 1	0607 0401 000	1,6	5	2,7	6	11	100	
3 - 1	0607 0402 000	1,6	5	3,2	6	11	100	
3,5 - 1	0607 0406 000	1,6	5	3,7	6	11	100	
4 - 1	0607 0404 000	1,6	5	4,3	8	12	100	
5 - 1	0607 0411 000	1,6	5	5,3	10	13	100	
6 - 1	0607 0413 000	1,7	4,5	6,4	12	14,2	100	
8 - 1	0607 0414 000	1,7	4,5	8,4	12	14,2	100	
10 - 1	0607 0454 000	1,7	4,5	10,5	16,5	16,7	100	
Gabelform								
Y3 - 1	0607 0485 000	1,7	4,5	3,2	5,8	10,3	100	
Y3,5 - 1	0607 0488 000	1,7	4,5	3,7	5,8	10,3	100	
Y4 - 1	0607 0487 000	1,7	4,5	4,3	8,1	12	100	
Y5 - 1	0607 0489 000	1,7	4,5	5,3	8	12,8	100	
Grösse 2,5 (>1 bis 2,5 mm²)								
Mit Öse								
3 - 2,5	0607 0420 000	2,3	5	3,2	6	11	100	
3,5 - 2,5	0607 0423 000	2,3	5	3,7	6	11	100	
4 - 2,5	0607 0425 000	2,3	5	4,3	8	12	100	
5 - 2,5	0607 0430 000	2,3	5	5,3	10	14	100	
6 - 2,5	0607 0433 000	2,3	5	6,5	11	16	100	
8 - 2,5	0607 0435 000	2,3	5	8,4	14	17	100	
10 - 2,5	0607 0436 000	2,3	4,5	10,5	15	17	100	
12 - 2,5	0607 0437 000	2,3	4,5	13	19	19	100	
Gabelform								
Y 3 - 2,5	0607 0497 000	2,3	4,5	3,2	5,9	11,1	100	
Y 4 - 2,5	0607 0491 000	2,3	4,5	4,3	8	11,6	100	
Y 5 - 2,5	0607 0492 000	2,3	4,5	5,3	10	13,2	100	



Quetschkabelschuhe nicht isoliert mit Gabelung und Rundbereich




SES

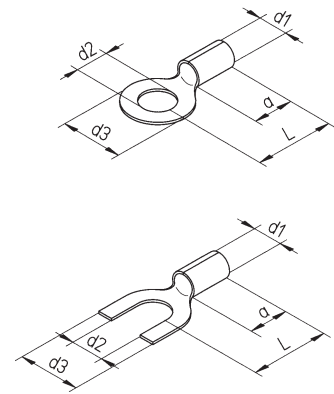


SES

Material: verzinnertes Kupfer
Gebrauchstemperatur: +200°C maxi
Typ: gelötet gemäss DIN 46234



Typ Ø Klemme / Durchschnitt mm ²	Art. Nr.	Abmessungen (mm)					L	St.
		d1	a	d2	d3			
Grösse 6 (>2,5 bis 6 mm²)								
mit Öse								
4 - 6	0607 0440 000	3,6	6	4,3	8	14	100	
5 - 6	0607 0441 000	3,6	6	5,3	10	15	100	
6 - 6	0607 0446 000	3,6	6	6,5	11	16	100	
8 - 6	0607 0449 000	3,6	6	8,4	14	19	100	
10 - 6	0607 0451 000	3,6	6	10,5	18	21	100	
12 - 6	0607 0452 000	3,4	6,5	13	19,2	22,9	100	
mit Gabelung								
Y4 - 6	0607 0493 000	3,4	6,5	4,3	9	13,7	100	
Y6 - 6	0607 0495 000	3,4	6,5	6,4	12,5	18,5	100	



Grösse 10 (>6 bis 10 mm²)								
mit Öse								
5 - 10	0607 0462 000	4,5	8	5,3	10	16	100	
6 - 10	0607 0464 000	4,5	8	6,5	11	17	100	
8 - 10	0607 0465 000	4,5	8	8,4	14	20	100	
10 - 10	0607 0466 000	4,5	8	10,5	18	21	100	
12 - 10	0607 0467 000	4,5	8	13	22	23	100	

Grösse 16 (>10 bis 16 mm²)								
mit Öse								
5 - 16	0607 0471 000	5,8	10	5,3	11	20	100	
6 - 16	0607 0472 000	5,8	10	6,5	11	20	100	
8 - 16	0607 0473 000	5,8	10	8,4	14	22	100	
10 - 16	0607 0475 000	5,8	10	10,5	18	24	100	
12 - 16	0607 0476 000	5,8	10	13	22	26	100	

Grösse 25 (>16 bis 25 mm²)								
mit Öse								
5 - 25	0607 0455 000	7,5	11	5,3	12	25	50	
6 - 25	0607 0500 000	7,5	11	6,5	12	25	50	
8 - 25	0607 0501 000	7,5	11	8,4	16	25	50	
10 - 25	0607 0506 000	7,5	11	10,5	18	26	50	
12 - 25	0607 0507 000	7,5	11	13	22	31	50	
16 - 25	0607 0456 000	7,5	11	17	28	35	50	



Quetschkabelschuhe nicht isoliert mit Gabelung und Rundbereich




SES

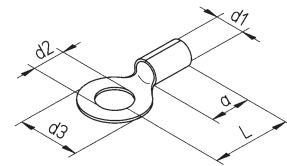


SES

Material: verzinktes Kupfer
Gebrauchstemperatur: +200°C maxi
Typ: gelötet gemäss DIN 46234




Typ Ø Klemme / Durchschnitt mm ²	Art. Nr.	Abmessungen (mm)					St.
		d1	a	d2	d3	L	
Grösse 35 (>25 bis 35 mm²)							
6 - 35	0607 0512 000	9	12	6,5	15	26	25
8 - 35	0607 0513 000	9	12	8,4	16	26	25
10 - 35	0607 0570 000	9	12	10,5	18	27	25
12 - 35	0607 0514 000	9	12	13	22	31	25
16 - 35	0607 0457 000	9	12	17	28	36	25
Grösse 50 (>35 bis 50 mm²)							
6 - 50	0607 0458 000	11	16	6,5	18	34	25
8 - 50	0607 0520 000	11	16	8,4	18	34	25
10 - 50	0607 0521 000	11	16	10,5	18	34	25
12 - 50	0607 0522 000	11	16	13	22	36	25
16 - 50	0607 0525 000	11	16	17	28	40	10
Grösse 70 (>50 bis 70 mm²)							
8 - 70	0607 0528 000	13	18	8,4	22	38	10
10 - 70	0607 0529 000	13	18	10,5	22	38	10
12 - 70	0607 0530 000	13	18	13	22	38	10
16 - 70	0607 0532 000	13	18	17	28	42	10
Grösse 95 (>70 bis 95 mm²)							
10 - 95	0607 0541 000	15	20	10,5	24	42	5
12 - 95	0607 0542 000	15	20	13	24	42	5
16 - 95	0607 0543 000	15	20	17	28	44	5
Grösse 120 (>95 bis 120 mm²)							
10 - 120	0607 0549 000	16,5	22	10,5	24	44	5
12 - 120	0607 0550 000	16,5	22	13	24	44	5
Grösse 150 (>120 bis 150 mm²)							
12 - 150	0607 0560 000	19	24	13	30	50	5
16 - 150	0607 0561 000	19	24	17	30	50	5
Grösse 185 (>150 bis 185 mm²)							
12 - 185	0607 0562 000	21	28	13	36	50	5
16 - 185	0607 0563 000	21	28	17	36	50	5
Grösse 240 (>185 bis 240 mm²)							
12 - 240	0607 0564 000	23,5	32	13	38	56	1
16 - 240	0607 0565 000	23,5	32	17	38	56	1
Grösse 300 (>240 bis 300 mm²)							
12 - 300	0607 0566 000	28	36,5	13	50,5	70	1
16 - 300	0607 0567 000	28	36,5	17	50,5	70	1



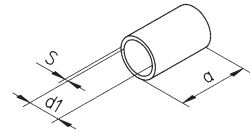


P - B - E - EP

Material: verzinktes Kupfer
Gebrauchstemperatur: +200°C maxi

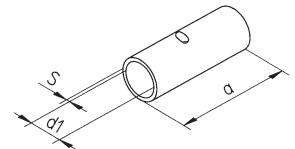


Typ	Art. Nr.	Durchmesser mm ²	Abmessungen (mm)				L	St.
			d1	a	S	d3		
Parallelverbinder, nicht isoliert								
P 1	0607 0600 000	0,5 ... 1	1,7	8	0,8	-	-	100
P 2,5	0607 0601 000	1 ... 2,5	2,3	8	0,9	-	-	100
P 6	0607 0602 000	2,5 ... 6	3,4	8,5	1	-	-	100
P 10	0607 0603 000	6 ... 10	4,5	9,5	1,2	-	-	100
P 16	0607 0604 000	10 ... 16	5,8	11	1,5	-	-	100
P 25	0607 0605 000	16 ... 25	7,7	13,5	1,8	-	-	100
P 35	0607 0606 000	25 ... 35	9,4	16,5	1,9	-	-	50
P 50	0607 0607 000	35 ... 50	11,4	19	2	-	-	50
P 70	0607 0608 000	50 ... 70	13,3	19	2,1	-	-	50
P 95	0607 0609 000	70 ... 95	14,5	19,5	2,5	-	-	25
P 120	0607 0610 000	95 ... 120	16,4	20	2,8	-	-	10
P 150	0607 0611 000	120 ... 150	19,5	27	3,5	-	-	5



Stossverbinder, nicht isoliert

B 1	0607 0700 000	0,5 ... 1	1,7	15	0,8	-	-	100
B 2,5	0607 0701 000	1 ... 2,5	2,3	15	0,9	-	-	100
B 6	0607 0702 000	2,5 ... 6	3,4	15	1	-	-	100
B 10	0607 0703 000	6 ... 10	4,5	21	1,2	-	-	100
B 16	0607 0704 000	10 ... 16	5,8	26	1,5	-	-	100
B 25	0607 0705 000	16 ... 25	7,7	29	1,8	-	-	50
B 35	0607 0706 000	25 ... 35	9,4	32	1,9	-	-	50
B 50	0607 0707 000	35 ... 50	11,4	36	2	-	-	25
B 70	0607 0708 000	50 ... 70	13,3	36	2,1	-	-	10
B 120	0607 0710 000	95 ... 120	16,4	38	2,8	-	-	5
B 150	0607 0711 000	120 ... 150	19,5	52	3,5	-	-	5



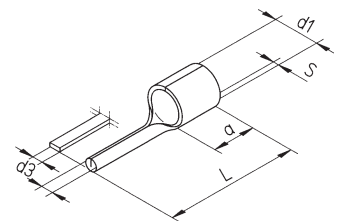
Stiftkabelschuhe mit hartgelöteter Gabel, nicht isoliert

mit rundem Quetschfuss (DIN 46230)

E 1	0607 0800 000	0,5 ... 1	1,6	5	0,9	1,9	17	100
E 2,5	0607 0801 000	1 ... 2,5	2,3	5	1	1,9	17	100
E 6	0607 0802 000	2,5 ... 6	3,6	6	1,1	2,7	20	50

mit flachem Quetschfuss

EP 1	0607 0810 000	0,5 ... 1	1,7	4,5	0,9	2,8 x 0,75	13,6	100
------	---------------	-----------	-----	-----	-----	------------	------	-----





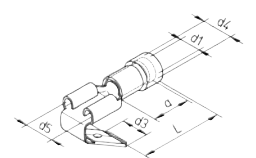
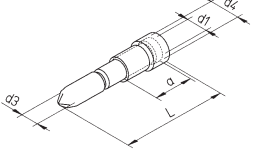
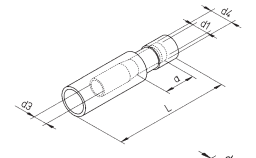
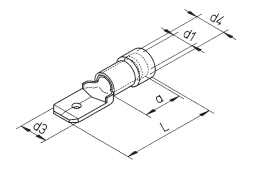
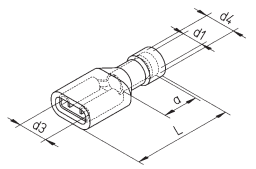
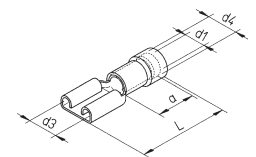
EIR - EIB - PI

Material: Messing verzinkt
Isolierung: PVC
Gebrauchstemperaturen: -40 bis +75°C

Anwendungen: geeignet für kleine und mittlere Serienarbeiten, Fehlerbehebungen und Reparaturen.



Typ	Art. Nr.	Durchmesser mm ²	Abmessungen (mm)						Farbe	St.
			d1	a	d3	L	d4	d5		
Steckverbinder, isoliert										
EIR 3464 F 2,8-1	0633 0961 000	0,5 ... 1	1,8	8,9	3	19,5	3,2	rot	100	
EIR 3458 F 5-1	0633 0909 000	0,5 ... 1	1,8	8,9	5	18,9	3,4	rot	100	
EIB 3459 F 5-2,5	0633 0910 000	1 ... 2,5	2,5	8,9	5	20,3	3,9	blau	100	
PI 15 309 F 6,3-1	0663 0600 000	0,5 ... 1	1,8	8	6,9	21	3,2	rot	100	
PI 15 320 F 6,3-2,5	0663 0601 000	1 ... 2,5	2,4	8,6	6,9	21	3,9	blau	100	
PI 15 355 F 6,3-6	0663 0602 000	2 ... 6	3,5	12,3	6,9	26	5,4	gelb	100	
Steckverbinder, ganz isoliert										
EIR 3446 F 5-1	0633 0970 000	0,5 ... 1	1,8	8,9	5	18,9	3,4	rot	100	
EIR 3498 F 6,3-1	0633 0915 000	0,5 ... 1	1,7	9	6,9	22,4	3,2	rot	100	
EIB 3499 F 6,3-2,5	0633 0916 000	1 ... 2,5	2,5	9	6,9	22,5	3,9	blau	100	
Flachstecker (Plättchendicke: 0,8 mm)										
PI 15309 M 6,3-1	0663 0603 000	0,5 ... 1	1,85	8,5	6,35	21	3,2	rot	100	
PI 15320 M 6,3-2,5	0663 0604 000	1 ... 2,5	2,55	8,2	6,35	21	3,9	blau	100	
PI 15355 M 6,3-6	0663 0610 000	2,5 ... 6	3,65	13	6,35	26	5,4	gelb	100	
Rundsteckhülsen, ganz isoliert										
PI 4009 FR 4-1	0663 0605 000	0,5 ... 1	1,8	9	Ø 4	31,5	3,2	rot	100	
PI 4020 FR 4-2,5	0663 0606 000	1 ... 2,5	2,4	8,6	Ø 4	31,5	3,9	blau	100	
Rundstecker, isoliert										
PI 4009 MR 4-1	0663 0607 000	0,5 ... 1	1,7	8,5	Ø 4	23	3,2	rot	100	
PI 4020 MR 4-2,5	0663 0608 000	1 ... 2,5	2,4	8,5	Ø 4	23	3,9	blau	100	
Flachsteckverteiler, isoliert (Plättchendicke: 0,8 mm)										
PI 15309 V 6,3-1	0663 0611 000	0,5 ... 1	1,85	7,4	6,35	22	3,2	6,9	rot	100
PI 15320 V 6,3-2,5	0663 0609 000	1 ... 2,5	2,55	8	6,35	22	3,9	6,9	blau	100






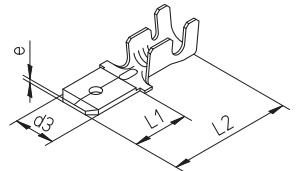
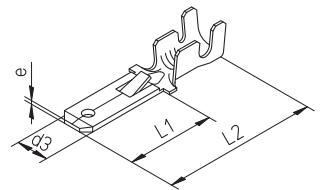
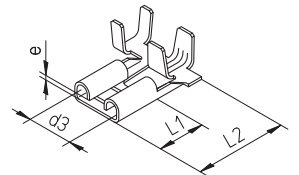
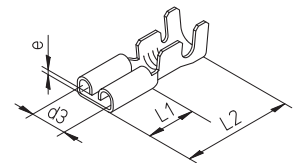
SES

Material: Messing verzinkt
Gebrauchstemperatur: +200°C max

Anwendung: geeignet für kleine und mittlere Serienarbeiten, Fehlerbehebungen und Reparaturen.




Typ	Art. Nr.	Durchmesser mm ²	Abmessungen (mm)				e	St.
			d3	L1	L2			
Flachsteckhülse, gerade								
EN 6503 F - 2,8	0633 0907 000	0,3 ... 1	2,8	6,2	16	0,5	100	
EN 6300 F - 5-1	0633 0944 000	0,5 ... 1	5	7	16,5	0,8	100	
EN 6303 F - 5-2,5	0633 0945 000	1 ... 2,5	5	7	16,5	0,8	100	
EN 6501 F - 6,3-1	0633 0901 000	0,5 ... 1	6,3	7,5	19	0,8	100	
EN 6500 F - 6,3-2,5	0633 0900 000	1 ... 2,5	6,3	7,8	19	0,8	100	
EN 6502 F - 6,3-6	0633 0943 000	2,5 ... 6	6,3	7,8	20,5	0,8	100	
Flachsteckhülse, rechtwinklig								
EN 3506 FD - 6,3-2,5	0633 0952 000	1 ... 2,5	6,3	7	15	0,8	100	
Flachstecker								
EN 6508 M - 5-2,5	0633 0941 000	1 ... 2,5	5	13,5	24	0,8	100	
Flachstecker								
EN 6509 M - 6,3-2,5	0633 0902 000	1 ... 2,5	6,3	8	19	0,8	100	



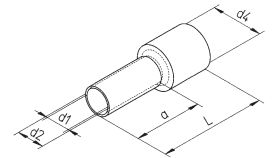
PLIO

Material: Kupfer verzinkt
Isolation: Polypropylen
Gebrauchstemperatur: +105°C maxi (120°C kurzfristig)
Abmessungen: gemäß DIN 46228T4



• Isolierte Aderendhülsen PLIO

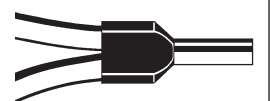
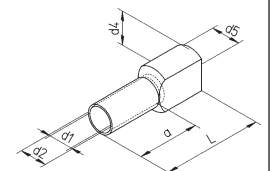
Typ	Art. Nr.	Größe mm ²	Farbe Isolierung	a	Abmessungen (mm)				St. *
					L	d1	d2	d4	
PLIO - 0,5	0649 0005 000	0,5	weiß	8	13,5	1,1	1,4	2,5	1000
PLIO - 0,75	0649 0010 000	0,75	blau	8	14	1,3	1,6	2,8	1000
PLIO - 1	0649 0015 000	1	rot	8	14,5	1,5	1,8	3	1000
PLIO - 1,5	0649 0020 000	1,5	schwarz	8	14,5	1,8	2,1	3,4	1000
PLIO - 2,5	0649 0030 000	2,5	grau	8	15	2,3	2,6	4,2	1000
PLIO - 4	0649 0040 000	4	orange	10	18	2,9	3,3	4,8	1000
PLIO - 6	0649 0050 000	6	grün	12	20	3,6	4	6,2	500
PLIO - 10	0649 0060 000	10	braun	12	21	4,6	5	7,5	500
PLIO - 16	0649 0070 000	16	weiß	12	23	6	6,4	8,8	500
PLIO - 25	0649 0080 000	25	schwarz	16	29	7,5	7,9	11	50
PLIO - 35	0649 0090 000	35	rot	16	30	8,5	8,9	12,5	50
PLIO - 50	0649 0100 000	50	blau	20	36	10,5	11,1	15	50



* Beutel

• Aderendhülsen, isoliert PLIO für 2 Leiter

Typ	Art. Nr.	Größe mm ²	Farbe Isolierung	a	Abmessungen (mm)					St. *
					L	d1	d2	d4	d5	
PLIO - 2 x 0,5	0649 0210 000	2 x 0,5	weiß	8	15	1,5	1,8	4,5	2,3	1000
PLIO - 2 x 0,75	0649 0220 000	2 x 0,75	grau	8	15	1,8	2,1	5,1	2,6	1000
PLIO - 2 x 1	0649 0230 000	2 x 1	rot	8	15	2,05	2,35	5,1	3	1000
PLIO - 2 x 1,5	0649 0240 000	2 x 1,5	schwarz	8	16	2,3	2,6	6,4	3,5	1000
PLIO - 2 x 2,5	0649 0250 000	2 x 2,5	blau	10	18,5	2,9	3,3	7,5	4	1000
PLIO - 2 x 4	0649 0260 000	2 x 4	grau	12	23	3,8	4,2	8,6	4,9	1000
PLIO - 2 x 6	0649 0270 000	2 x 6	gelb	14	25	4,6	5	9,6	5,8	500
PLIO - 2 x 10	0649 0280 000	2 x 10	rot	14	26	6,5	6,9	12,6	7	500



 B7/5






BOX1 - BOX2


Eigenschaften: stapelbar (mit Verzahnung 7 mm)
Runde Sortimentbox mit durchsichtigem
Schraubdeckel

Anwendungen: Ideal für die Baustelle

Jederzeit die richtige Aderendhülse zur Hand, so sparen Sie Zeit!



Typ	Art. Nr.	Ø mm	Höhe mm	Gewicht g	 St.
BOX1 - 180012	0649 0810 000	90	40	90	1
Inhalt:	Größe (mm ²)	Menge			
	0,5	50			
	0,75	100			
	1	100			
	1,5	100			
	2,5	50			
BOX2 - 180022	0649 0820 000	90	40	85	1
Inhalt:	Größe (mm ²)	Menge			
	4	50			
	6	20			
	10	20			
	16	10			




 D5/5-01



Aderendhülsen

Material: elektrolytisches Kupfer verzinkt
Material Isolierteil: Polypropylen
Gebrauchstemperatur: +105°C maxi (120°C kurzfristig)
Abmessungen: gemäß DIN 46228T4



Typ für Querschnitt (mm ²)	Art. Nr.	Farbe	in Bänder von	a	L	Abmessungen (mm)			St.
						d1	d2	d4	
Aderendhülsen in Beuteln von je 10 Bändern									
WH 0,5 mm ²	0649 0105 001	weiß	10 x 50 Hülsen	8	14,5	1,1	1,4	2,6	500
BU 0,75 mm ²	0649 0110 002	blau	10 x 50 Hülsen	8	14,5	1,3	1,6	2,8	500
RD 1 mm ²	0649 0115 007	rot	10 x 50 Hülsen	8	14,5	1,5	1,8	3	500
BK 1,5 mm ²	0649 0120 010	schwarz	10 x 50 Hülsen	8	14,5	1,8	2,1	3,4	500
GY 2,5 mm ²	0649 0130 013	grau	10 x 50 Hülsen	8	14,5	2,3	2,6	4,2	500
Aderendhülsen große Längen in Boxen									
YE 0,25K mm ²	0649 0301 004	gelb	1000 Hülsen	8	14,5	0,8	1,3	2	1000
TQ 0,35K mm ²	0649 0303 086	türkisblau	1000 Hülsen	8	14,5	0,8	1,3	2	1000
WH 0,5K mm ²	0649 0305 001	weiß	1000 Hülsen	8	14,5	1,1	1,4	2,6	1000
BU 0,75K mm ²	0649 0310 002	blau	1000 Hülsen	8	14,5	1,3	1,6	2,8	1000
RD 1K mm ²	0649 0315 007	rot	1000 Hülsen	8	14,5	1,5	1,8	3	1000
BK 1,5K mm ²	0649 0320 010	schwarz	1000 Hülsen	8	14,5	1,8	2,1	3,4	1000
GY 2,5K mm ²	0649 0330 013	grau	500 Hülsen	8	14,5	2,3	2,6	4,2	500
Aderendhülsen große Längen auf Rollen									
WH 0,5D mm ²	0649 0306 001	weiß	3000 Hülsen	8	14,5	1,1	1,4	2,6	3000
BU 0,75D mm ²	0649 0311 002	blau	3000 Hülsen	8	14,5	1,3	1,6	2,8	3000
RD 1D mm ²	0649 0316 007	rot	3000 Hülsen	8	14,5	1,5	1,8	3	3000
BK 1,5D mm ²	0649 0321 010	schwarz	2500 Hülsen	8	14,5	1,8	2,1	3,4	2500
GY 2,5D mm ²	0649 0331 013	grau	1500 Hülsen	8	14,5	2,3	2,6	4,2	1500



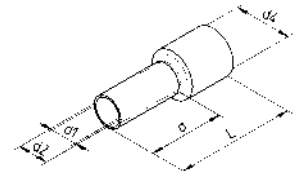
Aderendhülsen in Beuteln zu 1000 und 500 Hülsen



Aderendhülsen in Boxen



Anpressautomat MC 25 für Aderendhülsen. Bitte wenden Sie sich an unsere Technik.



D5/6-02



D5/6-03





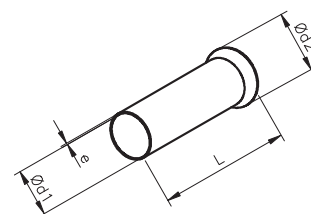
SES

Material: Kupfer versilbert
Gebrauchstemperatur: +130°C max.
Eigenschaften: Geweitete Öffnung
Abmessungen: gemäss Norm DIN 46228

Anwendungen: Für die Verarbeitung empfehlen wir unsere Krimpwerkzeuge.



Typ	Art.- Nr.	Größe mm ²	L	Abmessungen (mm)		e	St.
				d1	d2		
SES 71 S / 6	0710 0001 000	0,5	6	1	2,1	0,15	1000
SES 71 / 6	0710 0004 000	0,75	6	1,2	2,3	0,15	1000
SES 72 S / 6	0710 0007 000	1	6	1,4	2,5	0,15	1000
SES 72 S / 10	0710 0009 000	1	10	1,4	2,5	0,15	1000
SES 72 / 7	0710 0012 000	1,5	7	1,7	2,8	0,15	1000
SES 72 / 10	0710 0014 000	1,5	10	1,7	2,8	0,15	1000
SES 73 / 7	0710 0017 000	2,5	7	2,2	3,4	0,15	1000
SES 73 / 12	0710 0019 000	2,5	12	2,2	3,4	0,15	1000
SES 74 / 9	0710 0022 000	4	9	2,8	4	0,20	1000
SES 74 / 12	0710 0023 000	4	12	2,8	4	0,20	1000
SES 75 / 10	0710 0025 000	6	10	3,5	4,7	0,20	250
SES 75 / 12	0710 0026 000	6	12	3,5	4,7	0,20	250
SES 75 / 15	0710 0027 000	6	15	3,5	4,7	0,20	250
SES 76 / 12	0710 0028 000	10	12	4,5	5,8	0,20	250
SES 76 / 15	0710 0029 000	10	15	4,5	5,8	0,20	250
SES 76 / 18	0710 0030 000	10	18	4,5	5,8	0,20	250
SES 77 / 12	0710 0031 000	16	12	5,8	7,5	0,20	250
SES 77 / 15	0710 0032 000	16	15	5,8	7,5	0,20	250
SES 77 / 18	0710 0033 000	16	18	5,8	7,5	0,20	250
SES 78 / 12	0710 0035 000	25	12	7,3	9,5	0,20	250
SES 78 / 15	0710 0036 000	25	15	7,3	9,5	0,20	250
SES 78 / 18	0710 0037 000	25	18	7,3	9,5	0,20	250



D5/5

D5/6






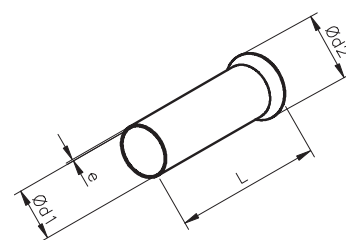
SES

Material: Kupfer verzinkt
Gebrauchstemperatur: + 200°C maxi.
Abmessungen: gemäss Norm DIN 46228 T1

Anwendungen: Für die Verarbeitung empfehlen wir unsere Krimpwerkzeuge.



Typ	Art.-Nr.	Größe mm ²	L	Abmessungen (mm)			St.
				Ø d1	Ø d2	e	
B00205	0710 0101 000	0,25	5	0,8	1,7	0,15	1000
B00207	0710 0102 000		7				1000
B00305	0710 0111 000	0,34	5	0,9	1,8	0,15	1000
B00307	0710 0112 000		7				1000
B00506	0710 0121 000	0,5	6	1	2,1	0,15	1000
B00508	0710 0122 000		8				1000
B00510	0710 0123 000		10				1000
B00706	0710 0131 000	0,75	6	1,2	2,3	0,15	1000
B00708	0710 0132 000		8				1000
B00710	0710 0133 000		10				1000
B01006	0710 0141 000	1	6	1,4	2,5	0,15	1000
B01008	0710 0142 000		8				1000
B01010	0710 0143 000		10				1000
B01507	0710 0151 000	1,5	7	1,7	2,8	0,15	1000
B01508	0710 0152 000		8				1000
B01510	0710 0153 000		10				1000
B01512	0710 0154 000		12				1000
B02507	0710 0161 000		7				1000
B02508	0710 0162 000	2,5	8	2,2	3,4	0,15	1000
B02510	0710 0163 000		10				1000
B02512	0710 0164 000		12				1000
B04009	0710 0171 000		9				1000
B04012	0710 0172 000	4	12	2,8	4	0,2	1000
B06010	0710 0181 000	6	10	3,5	4,7	0,2	1000
B06012	0710 0182 000		12				1000
B06015	0710 0183 000		15				1000
B06018	0710 0184 000		18				1000
B10012	0710 0191 000	10	12	4,5	5,8	0,2	500
B10015	0710 0192 000		15				500
B10018	0710 0193 000		18				500
B16012	0710 0201 000	16	12	5,8	7,5	0,2	250
B16015	0710 0202 000		15				250
B16018	0710 0203 000		18				250
B25012	0710 0211 000	25	12	7,3	9,5	0,2	100
B25015	0710 0212 000		15				100
B25018	0710 0213 000		18				100
B25025	0710 0214 000		25				100



D5/5



D5/6




D5/3



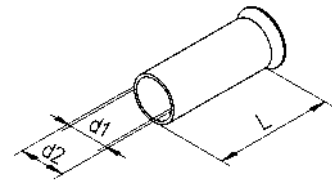
MISCHKE

Material: Messing natur
Qualität: CuZn37
Gebrauchstemperatur: +200°C max.
Eigenschaften: Geweitete Öffnung

Anwendung: Montage ohne Werkzeug. Da die Aderendhülse sehr dünnwandig ist, kann sie mit geringem Druck mit unserem Krimpwerkzeug verpresst werden.



Typ	Art.- Nr.	Größe mm ²	Abmessungen (mm)			St.
			L	d1	d2	
M 0050/8	0613 0011 000	0,5	8			100
M 0050/12	0613 0111 000	0,5	12	1,1	1,3	100
M 0050/20	0613 0311 000	0,5	20			100
M 0075/8	0613 0012 000	0,75	8			100
M 0075/12	0613 0112 000	0,75	12	1,3	1,5	100
M 0100/8	0613 0013 000	1	8			100
M 0100/12	0613 0113 000	1	12	1,6	1,8	100
M 0100/20	0613 0313 000	1	20			100
M 0150/8	0613 0014 000	1,5	8			100
M 0150/12	0613 0114 000	1,5	12	1,8	2	100
M 0150/20	0613 0314 000	1,5	20			100
M 0250/8	0613 0015 000	2,5	8			100
M 0250/12	0613 0115 000	2,5	12	2,3	2,5	100
M 0250/20	0613 0315 000	2,5	20			100
M 0400/8	0613 0017 000	4	8			100
M 0400/12	0613 0117 000	4	12	3,2	3,4	100
M 0400/20	0613 0317 000	4	20			100
M 0600/8	0613 0018 000	6	8			100
M 0600/12	0613 0118 000	6	12	3,8	4	100
M 0600/20	0613 0318 000	6	20			100
M 1000/8	0613 0019 000	10	8			100
M 1000/12	0613 0119 000	10	12	4,3	4,5	100
M 1000/20	0613 0319 000	10	20			100
M 1600/8	0613 0020 000	16	8			100
M 1600/12	0613 0120 000	16	12	5,6	5,8	100
M 1600/20	0613 0320 000	16	20			100



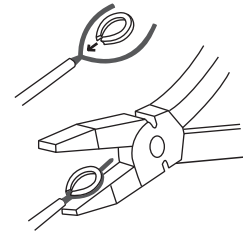
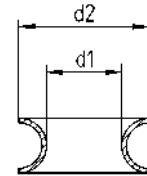
MISCHKE

Material: Messing natur
Qualität: CuZn37
Gebrauchstemperatur: > +250°C
Brandverhalten: unbrennbar

Anwendung: Messing-Öse zum Anbringen auf das Kabel mittels Zange.




Typ	Art. Nr.	Grösse mm ²	für Schrauben	Ø vor Verdrümpung		St.
				d1 (mm)	d2 (mm)	
M 003	0613 0002 000	0,5	M 3	3,4	6,7	100
M 004	0613 0003 000	1,5	M 4	4,5	8,0	100
M 005SP	0613 0004 000	2,5	M 5	5,5	9,3	100
M 006	0613 0005 000	4	M 6	6,6	10,4	100
M 008	0613 0006 000	6	M 8	8,8	14,2	100



PLIOTER Erdungsbandschelle

Spannband: Bronze verzinkt
Verschluss und Spannenteil: elektroverzinkter Stahl
Anschlussquerschnitte: 2,5 bis 50 mm²
Spezifikation: gemäß Norm NF C15-100

Anwendung: Erdung von Elektroinstallationen und Rohrleitungen aus Metall.
 Das Sortiment umfasst einen Bereich für Leiter von 2,5 bis 50 mm² und Rohre von 8 bis 88 mm Ø.
 Band und Kabel werden durch Verschraubung befestigt.




POTENTIALAUSGLEICH - VERBINDUNG ZUR ERDE - VERBINDUNG ZUR MASSE (C.E.M.)

• Erdungsbandschellen 2,5 bis 25 mm²

Prinzip: separates Spannen des Bandes und Anschließen der Erdungskabel.


Typ	Art. Nr.	für Leiter mm ²	für Rohre Ø mm	Gewicht g/Stück	Länge mm	Breite mm	Dicke mm	St.
T25-2	0619 0008 000	2,5 ... 25	15 ... 48	51	195	25	0,25	7
T25-3	0619 0009 000	2,5 ... 25	15 ... 88	59	330	25	0,25	6



• Erdungsbandschellen 2,5 bis 50 mm²

Prinzip: mit doppelter Funktion, gleichzeitiges Spannen des Bandes und Anschließen des Erdleiters durch Quetschen zwischen den 2 Lagen des Spannbandes.

Typ	Art. Nr.	für Leiter mm ²	für Rohre Ø mm	Gewicht g/Stück	Länge mm	Breite mm	Dicke mm	St.
T 11	0619 0007 000	2,5 ... 6	8 ... 28	5	150	6	0,25	20
T 12	0619 0003 000	2,5 ... 10	16 ... 48	17	190	10	0,25	16
T 13	0619 0004 000	2,5 ... 10	16 ... 88	20	325	10	0,25	15
T 2	0619 0001 000	10 ... 16	16 ... 48	53	190	25	0,25	7
T 3	0619 0002 000	10 ... 16	16 ... 88	61	325	25	0,25	6
T 33	0619 0005 000	25 ... 35	16 ... 88	61	325	25	0,25	6
T 50	0619 0006 000	50	16 ... 88	100	330	32	0,25	1



Lieferung in Beuteln mit Eurolochung.

• Spannzange für Erdungsbandsschellen PLIOTER T11 - T12 - T13

Typ	Art. Nr.	St.
T-2000	0619 0050 000	1



zum Spannen und Schneiden unserer Erdungsbandsschellen Typ T11, T12 und T13.



D7

Heissluftgebläse





Unser Heissluftgebläse-Sortiment ist speziell für das Schrumpfen der Schrumpfschläuche und Schrumpfschlauchabschnitte konzipiert. Diese Gebläse eignen sich sowohl für kurz- als auch für langdauernde Arbeiten.

Die preiswerten Modelle vom «normal» werden vor allem für das Schrumpfen von PVC-Schläuchen und Tüllen eingesetzt.

Die Modelle vom Typ "professionell" und "Hochleistungsgerät" werden oft für kontinuierende Arbeiten eingesetzt und eignen sich auch zum Aufbau auf eine Maschine oder zum Einbauen in eine Produktionskette.

- D7/1** **Heissluftgebläse "normal"** zum Schrumpfen der PVC-Schläuche vom Typ «R» und für das punktuelle Erhitzen von Bauteilen, Geräten, chemischen Produkten, usw...

- D7/2** **Heissluftgebläse "professionell"** mit grosser Leistung, zum Schrumpfen von Polyolefinen und anderen, grosse Hitze erfordernden Materialien.

- D7/3** **Heissluftgebläse "Hochleistungsgerät"** für alle Anwendungen geeignet. Diese Hochleistungsgeräte haben eine lange Lebensdauer und können in sehr hohen Temperaturbereichen eingesetzt werden.

- D7/4** Piezo-elektronisches **Wärmegerät** für kleine Schrumpfschläuche.

Unser technischer Dienst steht Ihnen zur Verfügung und hilft Ihnen gerne bei der Lösung besonders heikler Erhitz- und Schrumpfprobleme.

Heissluftgebläse einfaches Gerät



SES

HL 1620 S

- Eigenschaften:**
- Gehäuse aus Kunststoff
 - Einstellung der Temperatur durch manuellen Schalter
 - 2 Heizstufen
- Temperaturen:** 300°C (feste Position)
500°C (feste Position)
- Luftmenge:** 240 l/min (feste Position)
450 l/min (feste Position)
- Spannung:** 230 V - 50 Hz
- Leistung:** 1600 W
- Abmessungen:** 252 x 85,5 x 200 mm
- Gewicht:** 700 g
- Anwendungen:** Zur punktuellen Schrumpfung aller Schrumpfprodukte.

doppelte Isolation



Typ	Art. Nr.	St.
HL 1620 S ohne Düse	0533 0100 000	1

HG 2320 E

- Eigenschaften:**
- Gehäuse aus Kunststoff
 - elektronische Temperaturregelung
 - LCD Bildschirm
- Temperaturen:** 80 bis 650°C (stufenweise 10°C)
- Luftmenge:** 150 bis 500 l/min
- Spannung:** 230 V - 50/60 Hz
- Leistung:** 2300 W
- Abmessungen:** 253 x 86,5 x 200 mm
- Gewicht:** 755 g
- Anwendung:** Gerät für anspruchsvolle Schrumpfarbeiten, die eine genaue Temperatureinstellung voraussetzen. Große Bewegungsfreiheit durch 3m Anschlußkabel.

doppelte isolation



Typ	Art. Nr.	St.
HG 2320 E ohne Düse	0533 0115 000	1

Düse für Heissluftgeräte HL 1620 S und HG 2320 E

Typ	Art. Nr.	St.	
70519	0533 0202 000	1	Reflektordüse für kleinere Schrumpfschläuche
70410	0533 0201 000	1	Abstrahldüse 75 mm zum Trocknen



70519

70410


SES - K5.16 RS

Material: Gehäuse: Kunststoff
Temperaturen: einstellbar von 20 bis 600°C
Luftdurchlass: 200 l/min
Spannung: 230 V
Leistung: 1600 W maxi
Abmessungen: 350 x 105 x 56 mm
Gewicht: 1300 g

Eigenschaften:
 - Zum Schrumpfen der SES-Schrumpfschläuche.
 - Weitere Anwendungen: Schweißen, Anwärmen, Auftauen, Trocknen und Biegen thermoplastischer Kunststoffe.
 - Die Temperatur ist stufenlos über eine im Handgriff eingebaute elektronische Steuerung einstellbar.
 - Schutzisoliertes Gebläserohr.

Schutzklasse II



Typ	Art. Nr.		
Stf.			
Heissluftgebläse komplett mit Kabel und Stecker			
SES K5.16 RS	0525 0201 000		1
Ersatzheizelement			
284 0181-243	0525 0207 000		1
Zubehör			
283 0198-033	0525 0204 000	Wärmereflektor mit Düse Ø 5 mm	1
283 0199-034	0525 0205 000	Wärmereflektor flach 40 x 2 mm	1
283 0199-036	0525 0206 000	Wärmereflektor flach 20 x 2 mm	1
283 0500-050	0525 0150 000	Wärmereflektor Ø max. 55 mm	1
285 0182-010	0525 0203 000	Ersatzkohlen mit Feder	1
63	0594 0015 000	Geräteablage	

284 0181-243



283 0198-033



283 0199-034



283 0199-036



283 0500-050



63



Heißluftgebläse

LEISTER TRIAC ST

Hochleistungsgerät für den Dauerbetrieb









SES

TRIAC ST

- Gehäuse:** Kunststoff
Temperaturbereich 40 bis 700°C
Luftmenge: 240 l/min
Spannung: 230 V
Leistung: 1600 W
Abmessungen: 338 x 90
Handgriff : Ø 56 mm
Düse: Außen-Ø 32 mm
Gewicht: 990 g
- Eigenschaften:**
- Robustes Gerät, baustellentauglich
 - Regelbare Temperatur
 - Einfach zu reinigende Luftfilter
 - Kohlestopp und Heizelementschutz
 - Verbesserte Ergonomie und geringes Gewicht
 - Ohne Düsen geliefert

Schutzklasse II    



Typ	Art. Nr.	St.		
Heißluftgebläse LEISTER				
TRIAC ST	0594 0001 000	1	142.717	
Ersatzheizelement				
142.717	0594 0379 000	1	31 A	
Zubehör				
31 A	0594 0016 000	1		
				
50 B	0594 0012 000	1	50 B	
				
30 B1	0594 0013 000	1	30 B1	
				
63	0594 0015 000	1	63	
				



Reinigung

Die doppelseitigen Luftfilter lassen sich leicht herausnehmen und reinigen, wodurch ein optimaler Luftstrom und ein maximaler Leistungsbereich ermöglicht werden.



Automatisch

Temperatureinstellung bis 700°C

Heißluftgebläse

LEISTER ELECTRON ST

Hochleistungsgerät für den Dauerbetrieb



SES

ELECTRON ST

Gehäuse: Kunststoff
Temperaturbereich 40 bis 650°C
Luftmenge: 360 l/min
Spannung: 230 V - 50 Hz
Leistung: 3400 W
Abmessungen: 338 x 90 mm
Handgriff: Ø 56 mm
Düse: Außen-Ø 50 mm
Gewicht: 1100 g

Eigenschaften:

- Baustellentauglich mit elektronischem Schutz des Heizelements.
- Regelbare Temperatur
- Einfach zu reinigenden Luftfilter
- Kohleschutz und Heizelementschutz
- Verbesserte Ergonomie und geringes Gewicht
- Ohne Düsen geliefert

Schutzklasse II



Typ	Art. Nr.	St.	
Heißluftgebläse LEISTER			
ELECTRON ST	0594 0002 000	1	
Ersatzheizelement			
145.606	0594 0027 000	1	
Zubehör			
37 A	0594 0022 000 Düsenreflektor flach 70 x 10 mm	1	
55	0594 0023 000 Wärmereflektor mit Sieb für Ø 75 mm	1	
56	0594 0024 000 Wärmereflektor mit Sieb für Ø 110 mm	1	
63	0594 0015 000 Geräteablage	1	



Reinigung
 die zwei abnehmbaren
 Luftfilter sind in
 Sekundenschnelle gereinigt.



Automatisch
 Temperatureinstellung bis
 650°C

Heißluftgebläse

LEISTER HOTWIND PREMIUM

Hochleistungsgerät für den Dauerbetrieb



SES

HOTWIND PREMIUM

Gehäuse: Kunststoff
Temperaturbereich: 20 bis 650°C
Luftmenge: 200 bis 900 l/min
Spannung: 230 V - 50 Hz
Leistung: 3700 W
Abmessungen: 332 x 179 x 106 mm
Gewicht: 2200 g

Eigenschaften:

- Ideal zum Wärmen, Erhitzen, Formen und Trocknen
- Stufenlose Steuerung von Heizung und Gebläse
- Integrierter Geräte- und Heizelementschutz
- Extrem lauffähig



Typ	Art. Nr.	St.
Heißluftgebläse LEISTER		
HOTWIND PREMIUM	0594 0050 000	1
Zubehör		
36 B1	0594 0055 000 Düsenreflektor Ø 40 mm	1
37 B1	0594 0056 000 Düsenreflektor flach 150 x 12 mm	1
37 B2	0594 0057 000 Düsenreflektor flach 85 x 15 mm	1

36 B1



37 B1



37 B2



Stufenlose Steuerung



Automatische Kühlung

Heißluftgebläse

LEISTER GHIBLI

Für den Dauerbetrieb



SES

GHIBLI

Gehäuse: Kunststoff
Temperaturbereich: 20 bis 600°C
Luftmenge: 300 und 350 l/min
manuell einstellbar
Spannung: 230 Volt 50/60 Hz
Leistung: 2000 Watt
Abmessungen: 160 x 195 x 85 mm
Gewicht: 1200 g mit 3 m Kabel

Eigenschaften:

- besonders handlich.
- dank zweistufiger Luftmengen-Umschaltung und stufenlos einstellbarer Temperatur lässt es sich für die unterschiedlichsten Aufgaben einsetzen.
- ohne Düse geliefert.

Schutzklasse II



St.

Typ	Art. Nr.	
Heißluftgebläse LEISTER		
GHIBLI 1P4	0594 0400 000	
Ersatzheizelement		
33A.11.107	0594 0410 000	230V - 1950 W
Zubehör		
31 G	0594 0411 000	Standarddüse Ø 5 mm

1

1

1



31 G


SES-IRODA

Körper: Kunststoff
Temperatur: bis 650°C
Maße: 115 x 80 x 25 mm
Gewicht: 95 g
Brennstoff: Butangas
Heizdauer: 20 Minuten pro Patrone

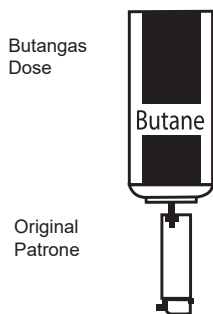
Beschreibung

- Der ideale Begleiter für jeden Monteur!
- Zündung "Piezo-elektronisch" mit Sicherheitsverschluss
 - Nachfüllen der Brennstoffpatrone mittels Feuerzeuggas
 - Infrarot Heizstrahl bis 650°C ohne offene Flamme
 - Wind- und wasserfest, klein und handlichüllen.

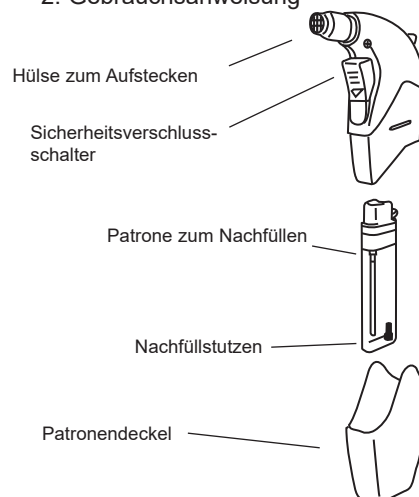


Typ	Art. Nr.	 St.
IRODA Pistole komplett mit Brennstoffpatrone (ungefüllt) und Wärmereflektor		
IRODA	0533 0120 000	1

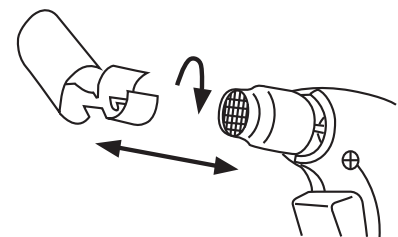
1. Nachfüllen der Patrone



2. Gebrauchsanweisung



3. Deflektor





• Wichtigste technische Merkmale der SES-Heizgeräte

Typ	Leistung W	Temperaturbereich °C	Luftmenge L/min	Gewicht g	Abmessungen mm
HL 1620 S	1600 W	300 und 500 (2 Positionen)	240 und 450 (2 Positionen)	700	252 x 85,5 x 200
HG 2320 E	2300 W	von 80 bis 650 (einstellbar)	von 150 bis 500 (einstellbar)	755	253 x 86,5 x 200
SES-K5-16 RS	1600 W	von 20 bis 600 (einstellbar)	200 (nicht einstellbar)	1300	350 x 105 x 56
LEISTER Triac ST	1600 W	von 40 bis 700 (einstellbar)	240 (nicht einstellbar)	990	338 x 90
LEISTER Electron ST	3400 W	von 40 bis 650 (einstellbar)	von 400 bis 500 (einstellbar)	1100	338 x 90
LEISTER HOTWIND	3700 W	von 20 bis 650 (einstellbar)	von 200 bis 900 (einstellbar)	2200	332 x 179 x 106
LEISTER GHIBLI	2000 W	von 20 bis 600 (einstellbar)	300 und 350 (2 Positionen)	1200	160 x 195 x 85
SES-IRODA	-	650 (nicht einstellbar)	-	95	115 x 80 x 25


• Durchmesserkapazität der Düsen für SES-Heißluftgebläse

Typ	Durchmesser-Bereich mm
Düse 70519 (+ HG 2320 E)	1,2 bis 25,4
Düse 283 0500-050 (+ SES-K5-16 RS)	1,2 bis 50,8
Düse 50 B (+ LEISTER Triac ST)	1,2 bis 25,4
Düse 55 (+ LEISTER Electron ST)	1,2 bis 50,8
Düse 56 (+ LEISTER Electron ST)	1,2 bis 101,6










D9

Lötzinn und Entlötzubehör





Seite	Typ	Material	Schmelzpunkt	Eigenschaften		
Lötzinn						
D9/1-01	Lötzinn	60% Zinnlegierung	183 bis 190°C	4 Kanäle für perfekte Kontinuität in der Verteilung	-	
	Lötzinn	Zinn und Kupfer	370°C	ausgezeichnete Benetzbarkeit auf Kupfer, verzinnem Kupfer, Messing und Nickel	ja	
Entlötpumpe						
D9/1-02	Entlötpumpe			ermöglicht die Arbeit mit einer Hand		
	Elektrisch beheizter Entlötpumpe					
Absauglitze						
D9/1-03	Absauglitze auf kleinen Spulen	Zinn		Breite von 1,5 bis 5 mm	ja	
	Absauglitze auf mittleren Spulen			Breite von 1,5 bis 3 mm	ja	



Lötzinn

Material: 60% Zinnlegierung
Schmelzpunkt: +183 bis +190°C
Spezifikation: entspricht der Norm NFC 90550

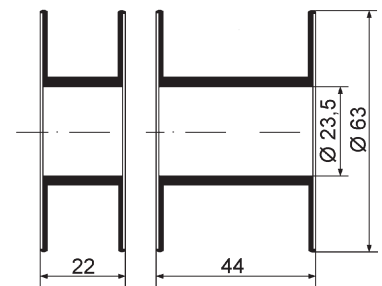
Anwendung: Der Lötendraht hat vier innere Kanäle, die das Flussmittel enthalten. Rückstände müssen nach dem Löten nicht entfernt werden, im Gegenteil, sie bieten durch eine isolierende Harzablagerung einen zusätzlichen Schutz gegen Luftfeuchtigkeit.

Sollte diese Entfernung jedoch aus ästhetischen Gründen oder zur Erleichterung der Nachbearbeitung erforderlich sein, lässt sie sich sehr leicht mit einem in Industrialkohol getränkten Tuch entfernen.

Das Vorhandensein der vier Kanäle ist der sicherste Garant für eine perfekte Kontinuität bei der Verteilung des Flussmittels.



Typ	Art. Nr.		St.
Rollen "Standard" 22 x 63 mm Ø			
L 0912.02	0617 0002 000	Ø 1 mm - 250 g	1
Rollen "maxi" 44 x Ø 63 mm			
L 0912.01	0617 0003 000	Ø 1 mm - 500 g	1



Lötzinn aus Zinn und Kupfer



Lötzinn aus Zinn und Kupfer

Material: Zinn und Kupfer
Schmelzpunkt: +370°C

Anwendung: Dieses Lötzinn ist bleifrei. Es erlaubt eine hervorragende Benetzung auf Kupfer, verzinnem Kupfer, Messing und Nickel. Das Material des Lötzinns (Zinn und Kupfer) erfordert eine hohe Arbeitstemperatur. Wir empfehlen 370°C.



Typ	Art. Nr.		St.
Rollen "standard" 38 x Ø 48 mm			
A11.01	0617 0005 000	Ø 1 mm - 250 g	1
Rollen "maxi" 38 x Ø 63 mm			
A11.02	0617 0006 000	Ø 1 mm - 500 g	1



Entlötpumpe


Anwendung: Mit der Entlötpumpe kann ein Bauteil einfach und schnell entlötet werden. Durch Drücken des seitlichen Knopfes wird der Kolben freigegeben und das Lötzinn in das Innere der Pumpe gesaugt. Die Entlötpumpe ist für den häufigen Gebrauch geeignet.



Typ	Art. Nr.	Gewicht g	Ø mm	Länge mm	St.
Entlötpumpe					
1000	0592 0006 000	70	20	195	1
Ersatzdüse PTFE für 1000 & 1101					
E-1101	0592 0013 000	-	-	-	1
Antistatische Düse 1000					
1000-AS	0592 0014 000	-	-	-	1

Entlötpumpe mit elektrisch heizbarer Entlötspitze

Anwendung: Durch die elektrisch beheizte Entlötspitze ist ein Entlöten mit nur einer Hand möglich.



Typ	Art. Nr.	Gewicht g	Ø mm	Länge mm	St.
Entlötpumpe MULTIPLE					
Vollständig mit Kabel, ohne Stecker - 24 Volt - 50/60 Hz - 30 Watt					
DI-3 24V 30 W	0592 0031 000	215	34	265	1
Düsen					
Multiple T-2	0592 0015 000	8	1,2	105	1
Multiple T-1	0592 0016 000	8	1,5	105	1

Gebrauchsanweisung:


1. Die Entlötpumpe in Betrieb nehmen.
2. Vor dem Entlöten ein wenig Lötzinn auf die erhitzte Düse verteilen.
3. Den Kolben bis zum Anschlag drücken.
4. Die Düse langsam und vorsichtig bis auf den Grund der Lötstelle führen.
5. Nach dem restlosen Ablösen des Lötzinns den Absaugkolben mit einem Knopfdruck entfernen.
6. Den Absaugkanal gut reinigen und die Mutter abschrauben.
7. Den Entlötpumpe behutsam einschmieren.

Absauglitze

Material: harzbeschichtetes Kupfer

Anwendung: Die ideale Lösung zum Entlöten von Verbindungen ohne platzraubendes und teures Gerät. Es bleiben weder Lötzinrückstände noch korrosive Litzen.


Die Absauglitze hat eine absorbierende Eigenschaft durch die kapillare Auslegung der Litze.




Typ	Art. Nr.	Breite der Absauglitze (mm)	Länge pro Spule (m)	St.
SES Absauglitze auf kleinen Spulen				
TA gelb	0548 0111 000	1,5	1,7	3
TB grau	0548 0112 000	2	1,7	3
TC blau	0548 0113 000	3	1,7	3
TD weiss	0548 0120 000	4	1	3
TE grün	0548 0121 000	5	1	3
SES Absauglitze auf mittelgroßen Spulen				
10 rot	0548 0200 000	1	3	3
15 orange	0548 0201 000	1,5	3	3
20 schwarz	0548 0202 000	2	3	3
30 violett	0548 0203 000	3	3	3



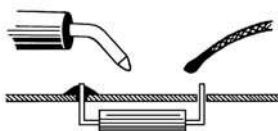
Für feine Verbindungen Litze zu einer Spitze formen.
Bei großen Verbindungen Litze doppelt nehmen.



1) Normale Verbindung.



2) Ende der Litze auf Lötstelle bringen.
Mit einem herkömmlichen LötKolben erhitzen.



3) Das geschmolzene Lötzinn wird durch die Absauglitze abgesaugt.
Die sauberen Lötstellen können nun frisch verlötet werden.

List of abbreviations Polymer



Abbreviation	Designation
CA	Cellulose acetat
EPDM	Ethylene-propylene-diene terpolymer rubber
EVA	Ethylene vinyl acetate copolymer
PA	Polyamide
PC	Polycarbonate
PE	Polyethylene
PET	Polyethylene terephthalate
POM	Polyoxymethylene (or Polyacetal)
PP	Polypropylene
PPE	Polyphenylene ether
PS	Polystyrene
PUR	Polyurethane
TPE	Thermoplastic elastomer
TPU	Thermoplastic polyurethane
CR	Polychloroprene rubber
PVC	Polyvinyl chloride
PTFE	Polytetrafluoroethylene
PBT	Polybutylene terephthalate
NBR	Nitrile rubber
TEV	Vinyl coated fabric
ABS	Acrylonitrile-Butadiene-Styrene copolymer
PC/ABS	Polycarbonate / Acrylonitrile-Butadiene-Styrene copolymer
PPE/PS	Polyphenylene ether / Polystyrene
PC/ASA	Polycarbonate / Acrylic-styrene-acrylonitrile copolymer
SEBS	Styrene-ethylene-butadiene-styrene copolymer
-	Polyester
-	Silicone (rubber)



List of SES-STERLING halogen-free items

Family	Designation	Material*	Catalogue page
0102	Label holder FB (except PVC cable tie)	PS - PP - Cardboard	B12/4
0103	Fixing studs	PS	B7/3-02 C9/1
0104	Fixing studs	PA	C9/1 B7/3-02
0105	Terminal boots for standard clips	PE - PA - PP	A22/30
0106	Mounting base FIX FB140	PA	C9/1-02
0109	Cable tie CM	PA	C10/1
0110	Cable tie CU	PA	C10/1
0112	Fixing support S	PS choc	C14/1
0113	Cable tie PLIO-GRAINS	PA - PP	C13/1
0114	Cable tie CX	PA	C10/3
0115	Terminal boots for clips in Plioprene	TPE	A21/4
0117	Label holders PROTECTOR E and P	PS	B12/5
0120	Cable tie CN	PA	C10/4
0121	Cable tie CR	PA	C12/17
0122	Cable tie BELTO	PA	C12/1
0126	Based markers ER and EC without printing	PS	B10/1
0127	Accessories CH and CB	PA-POM	C14/2
0130	Fixing studs	PE	B7/3
0131	Strain relief bushes DM	PA	A22/20
0133	Grommet with membrane DG-MS and DG-MT	PP+TPE/PE+TPE	A22/5
0136	Cable clips XE	PA-PP	C6/2
0140	Marker carriers PLIO-MARKERS PE, PP and PP MDE	PE - PP	B7/3
0140	Label CH	PA-PP-PE	B13/5 C14/4
0141	Cable tie CB	PE	C13/2
0143	Grommet PLIOCAP	PA-PP-PE	A22/6
0144	Grommet DG-TPE Plioprene	TPE	A21/2
0144	Grommet DGX/DGX MULTI-TPE	TPE	A21/2
0144	Oval grommet DO TPE Plioprene	TPE	A21/3
0144	Grommet PLIOFIX	TPE+PA	A22/5
0144	Modular grommet	PP / TPE	A22/7
0145	Grommet DK/DKF/DKP-TPE Plioprene	TPE	A21/1
0146	Protectors TPE Plioprene	TPE	A21/3
0146	Special parts TPE Plioprene	TPE	A21/3
0186	Cable tie SES-QUICK + accessories	PA-PP-PE-Polyester	C12 C13/4 C14/1
0187	Metallic cable tie IBQ and IMQ	Steel coated or not	C13/30
0189	Cable tie SM + accessories	PA	C15/1
0190	Cable lock PLIOCATCH range	PA	C11
0204	Self welding tape SI-303	Silicone	A23/2
0205	Sleeves SILAVIA	Silicone	A1/3
0207	Insulating sleeving PLIOPRENE TPE	TPE	A3/10
0211	Sleeving SILAVIA	Silicone	A2/2
0214	Insulating sleeving SILA-SUPER	Silicone	A3/20
0252	Grommet DU	EPDM	A20/1
0252	Grommet DX-M and DX-PG	EPDM	A20/7
0306	Wrap round tapes MYLAR	Polyester	B3/1
0307	SES EV-Laser	PET	B1/9
0308	Code marker strips with MYLAR labels	Polyester	B2/8
0317	TA foam	Polyester foam	B13/22
0317	Carriers PUR	TPU	B13/22
0317	Strips TF	Polyester	B13/22
0334	SILAVIA LASER-ONE markers	Silicone	B6/1
0335	Marker sleeves SILAVIA LASER	Silicone	B9/2
0356	Markers ER and EC printed	PS	B10/1
0358	Printed silicon markers SILAVIA-TWIN	Silicone	B9/2
0364	Markers in precut strings SILAVIA-TWIN, printed	Silicone	B6/3
0368	PLIO-MARKERS M-65 TPU	TPU	B7/3
0368	PLIO-MARKERS M-65 PP MDE	PP	B7/3
0369	Fixing studs PA and PA-V2	PA	B7/3
0373	Wire markers PLIOGRAPH2000	PA	B5/1
0373	Labels LMB	PET	B5/1



List of SES-STERLING halogen-free items

Family	Designation	Material*	Catalogue page
0373	Carriers PR	EVA	B5/2
0374	Marking PLIO SNAP+	POM	B8/2
0374	Carriers PLIO SNAP+ PSR	PP	B8/2
0376	Marking PLIOGRIP	POM	B8/1
0378	Marking plates PLIOSCRIB	PS	B5/1-03
0378	Band M1P Band10	PE	B13/21/2
0380	Laser printed carriers halogen-free	PP	B11/1
0380	Strips Inox laser engraved or embossed	Inox	B11/2
0380	Bilayer plates engraved and cut with LASER	Acrylic	B11/4
0588	Cable trunking Plioflex FXD	PP	C6/1
0611	Screw + Nuts	PA	C10/30
0619	Cable tie PLIOTER	Metal	C13/31
0624	Expandable braided sleeving PLIOSIL PET, PET-S and PA	PET - PA	A6/1
0630	Sleeving PLIOWELL	PA - PP	A7/4
0631	Nozzle REC	TPE	A7/4
0631	Cable glands PLIOQUICK and PLIOLOCK PLA	PA	A7/5
0631	Accessories for PLIOWELL flexible conduit	PA-PUR	A7/5
0635	Rivets PLIO GT and GS	POM-PA	C3/1
0636	Cable gland PLIO-PE and PLIO-PEC	PA-TPV	A8/2
0636	Lock nut PLIO-CE and PLIO CEC	PA	A8/2-02
0636	Cap PLIO-BC and protectors PLIO-PT	PA	A8/4-01
0636	Metallic cable glands PE-MT	Metal-TPV	A8/3-01
0637	Sleeving PLIOSIL EMI	PET coated	A6/3
0637	Expandable sleeving PLIOSIL HT, HT-S et HT-P	Fiberglas treated or coated	A6/2
0639	Sleeves and sleeving Pliofine B	Polyolefine	A4/4
0640	Self closing textile split braided sleeving PLIOSIL WS	PET	A6/4-01
0642	Bootlace ferrule CA - Accessories for PLIOFAST rings	PA Metal - Plastic HF	B7/5
0643	Lacing cord ABSA	PA	C9/6
0646	Self welding tape Pliofine A720	PE	A23/2
0650	Self welding tape PLIOBAND	-	B12/6-01 C3/1-2
0651	Caps BA 6 for standard clips	PP	A22/31
0684	Metallic cable ties	Metal	A21/3
0686	Cable tie SP	PA	C10/5
0707	Lubricant for HELAVIA® and SILAVIA sleeves	Oil	A1/4
0711	Supports CT	PS	C10/5
0711	Cable clamps GFB and SAF	Aluminium - Steel	C10/20
0736	Tape for cassettes modular	PET	B4/1
0737	Markers PLIO-CLIP	PA	B8/3
0738	Label holder PT EF	EVA	B12/1
0738	Label holder PT, PT E and PT ES	PE	B12/8
0738	Label and carriers LFL – Strips LF	PET	B12/1
0738	Marking PLIOMARK MINOX	Inox	B12/10
0738	Label holder PLIO CLICK	EVA	B12/1-04
0738	Label PLIO CLICK	EVA	B12/1-04
0738	Heat shrinkable sleeving BX-P	Polyolefin	A4/6-04
0741	Cable glands ELECTROFLEX	PA	A7/2
0749	Heat-shrinkable end caps PLIOFINE AD CAPS	Polyolefin	A4/20-03
0819	Sleeving PLIOSPIRE PE/PP/PA/MDE/Plus	PE-PP-PA	A5/1 A5/2
0820	Cable binding PLIOZIP	PP	A5/3
0821	Cable ties SES WRAP	PE/PA	C13/20
0826	Grommet strips PLIOBORD P, C and AS	PE	A23/1
0845	Stud PLIO GZ-01	PA	C3/1
0845	Support PLIO GZ-02	PA	C3/1
0845	Retaining clip PLIO GX-1 and GX-2	PP	C3/5
0845	Bridging clip PLIO GX	PA	C3/5
0845	Label holder for PE cable trunking	PC	C3/6
0847	Cable trunking PLIOFLEX GMF	PP	C6/1
0848	Cable trunking GF-DIN-SH S	PC/ABS	C2/2
0848	Cable trunking GF-DIN-SH A7/5	PC/ABS	C1/2
0850	Cable trunking GN-HF-S	PC/ABS	C2/1
0850	Cable trunking GN-HF-A6/4	PC/ABS	C2/1
0850	Retaining clip BR-GN-HF	PC/ABS	C3/5

Repertory of SES-STERLING products

List classified by art.No.



Art. No.	Page	Art. No.	Page	Art. No.	Page	Art. No.	Page	Art. No.	Page	Art. No.	Page
01310020010	A22/20-01	01320098010	A22/1-02	01330359010	A22/5-01	01340006010	A22/11-01	01400103001	B11/3-02	01440050025	A21/2-01
01310021001	A22/20-01	01320099010	A22/1-02	01330360010	A22/5-01	01340007010	A22/10-01	01400104001	B11/3-02	01440051010	A21/2-01
01310021010	A22/20-01	01320099010	A22/1-02	01330360010	A22/5-01	01340007010	A22/10-01	01400105001	B11/3-02	01440051010	A21/2-01
01310022001	A22/20-01	01320100010	A22/1-02	01330402010	A22/5-02	01340008010	A22/10-01	01400111010	B11/3-02	01440060010	A21/2-01
01310022010	A22/20-01	01320100010	A22/1-02	01330402010	A22/5-02	01340008010	A22/10-01	01400114010	B11/3-02	01440060010	A21/2-01
01310032001	A22/20-01	01320101010	A22/1-02	01330412010	A22/5-02	01340008013	A22/10-01	01400115010	B11/3-02	01440070010	A21/2-01
01310032010	A22/20-01	01320101010	A22/1-02	01330412010	A22/5-02	01340009001	A22/10-01	01400201001	B7/3-06	01440070010	A21/2-01
01310032010	A22/20-01	01320102010	A22/1-02	01330451010	A22/5-01	01340009010	A22/10-01	01400201010	B7/3-06	01440080010	A21/2-01
01310032010	A22/20-01	01320102010	A22/1-02	01330451010	A22/5-01	01340009010	A22/10-01	01400202001	B7/3-06	01440080010	A21/2-01
01310042001	A22/20-01	01320103001	A22/1-02	01330452010	A22/5-01	01340010010	A22/11-01	01400202010	B7/3-06	01440211010	A21/2-01
01310042010	A22/20-01	01320103010	A22/1-02	01330452010	A22/5-01	01340010010	A22/11-01	01400203001	B7/3-06	01440211010	A21/2-01
01320010010	A22/2-01	01320103010	A22/1-02	01330453010	A22/5-01	01340011010	A22/10-01	01400203010	B7/3-06	01440220***	A21/2-02
01320010010	A22/2-01	01320104001	A22/1-02	01330453010	A22/5-01	01340011010	A22/10-01	01401001093	B7/3-07	01440220***	A21/2-02
01320011010	A22/2-01	01320104010	A22/1-02	01330454010	A22/5-01	01340012010	A22/10-01	01401002093	B7/3-07	01440221010	A21/2-01
01320011010	A22/2-01	01320104010	A22/1-02	01330454010	A22/5-01	01340012010	A22/10-01	01401003093	B7/3-07	01440221010	A21/2-01
01320012010	A22/2-01	01320105010	A22/1-02	01330455010	A22/5-01	01340013010	A22/10-01	01410002018	C13/2-01	01440231010	A21/2-01
01320012010	A22/2-01	01320105010	A22/1-02	01330455010	A22/5-01	01340013010	A22/10-01	01410004018	C13/2-01	01440231010	A21/2-01
01320013010	A22/2-01	01320106001	A22/1-02	01330456010	A22/5-01	01340014010	A22/10-01	01430001***	A22/6-01	01440240***	A21/2-02
01320013010	A22/2-01	01320106010	A22/1-02	01330456010	A22/5-01	01340014010	A22/10-01	01430001***	A22/6-01	01440240***	A21/2-02
01320013010	A22/2-01	01320106010	A22/1-02	01330456010	A22/5-01	01340014010	A22/10-01	01430002***	A22/6-01	01440241010	A21/2-01
01320014010	A22/2-01	01320106010	A22/1-02	01330457010	A22/5-01	01340016010	A22/10-01	01430002***	A22/6-01	01440241010	A21/2-01
01320014010	A22/2-01	01320107001	A22/01-02	01330457010	A22/5-01	01340016010	A22/10-01	01430002***	A22/6-01	01440241010	A21/2-01
01320015010	A22/2-01	01320107010	A22/1-02	01330458010	A22/5-01	01340018010	A22/10-01	01430003***	A22/6-01	01440250***	A21/2-02
01320015010	A22/2-01	01320107010	A22/1-02	01330458010	A22/5-01	01340018010	A22/10-01	01430003***	A22/6-01	01440250***	A21/2-02
01320016010	A22/2-01	01320108001	A22/1-02	01330459010	A22/5-02	01340019010	A22/10-01	01430004***	A22/6-01	01440251***	A21/2-02
01320016010	A22/2-01	01320108010	A22/1-02	01330459010	A22/5-02	01340102010	A22/11-01	01430004***	A22/6-01	01440253010	A21/2-01
01320017010	A22/2-01	01320108010	A22/1-02	01330460010	A22/5-02	01340102010	A22/11-01	01430010010	A22/6-01	01440253010	A21/2-01
01320017010	A22/2-01	01320109010	A22/1-02	01330460010	A22/5-02	01350001010	A22/4-01	01430010013	A22/6-01	01440262010	A21/2-01
01320018010	A22/2-01	01320109010	A22/1-02	01330463010	A22/5-02	01350001010	A22/4-01	01430011010	A22/6-01	01440262010	A21/2-01
01320018010	A22/2-01	01320910010	A22/11-01	01330464010	A22/5-01	01350001013	A22/4-01	01430011013	A22/6-01	01440290010	A21/2-01
01320019010	A22/2-01	01320910010	A22/11-01	01330464010	A22/5-01	01350001013	A22/4-01	01430012010	A22/6-01	01440290010	A21/2-01
01320019010	A22/2-01	01330101010	A22/5-02	01330510010	A22/5-01	01350002010	A22/4-01	01430012013	A22/6-01	01440301010	A21/2-01
01320020010	A22/2-01	01330101010	A22/5-02	01330510010	A22/5-01	01350002010	A22/4-01	01430013010	A22/6-01	01440301010	A21/2-01
01320020010	A22/2-01	01330102010	A22/5-02	01330510025	A22/5-01	01350002013	A22/4-01	01430013013	A22/6-01	01440310010	A21/02-01
01320021010	A22/2-01	01330102010	A22/5-02	01330510025	A22/5-01	01350002013	A22/4-01	01430014010	A22/6-01	01440310010	A21/02-01
01320021010	A22/2-01	01330103010	A22/5-02	01330511010	A22/5-01	01350003010	A22/4-01	01430014013	A22/6-01	01440351010	A21/3-04
01320022010	A22/2-01	01330103010	A22/5-02	01330511010	A22/5-01	01350003010	A22/4-01	01430015010	A22/6-01	01440352010	A21/3-04
01320022010	A22/2-01	01330351001	A22/5-01	01330511025	A22/5-01	01350003013	A22/4-01	01430015013	A22/6-01	01440353010	A21/3-04
01320023010	A22/2-01	01330351010	A22/5-01	01330511025	A22/5-01	01350003013	A22/4-01	01430016010	A22/6-01	01440401010	A21/2-01
01320023010	A22/2-01	01330351010	A22/5-01	01330512010	A22/5-01	01360001018	C6/2-01	01430016013	A22/6-01	01440401010	A21/2-01
01320024010	A22/2-01	01330351025	A22/5-01	01330512010	A22/5-01	01360002018	C6/2-01	01430017010	A22/6-01	01440401025	A21/2-01
01320024010	A22/2-01	01330351025	A22/5-01	01330512025	A22/5-01	01360003018	C6/2-01	01430017013	A22/6-01	01440401025	A21/2-01
01320025010	A22/2-01	01330352001	A22/5-01	01330512025	A22/5-01	01360004018	C6/2-01	01430018010	A22/6-01	01440402010	A21/2-01
01320025010	A22/2-01	01330352010	A22/5-01	01330601025	A22/5-03	01360021010	C6/2-01	01430018013	A22/6-01	01440402010	A21/2-01
01320026010	A22/2-01	01330352010	A22/5-01	01330602025	A22/5-03	01360022010	C6/2-01	01430019010	A22/6-01	01440402025	A21/2-01
01320026010	A22/2-01	01330352025	A22/5-01	01330603025	A22/5-03	01360023010	C6/2-01	01430019013	A22/6-01	01440402025	A21/2-01
01320027010	A22/2-01	01330352025	A22/5-01	01330604025	A22/5-03	01360024010	C6/2-01	01430020010	A22/6-01	01440403010	A21/2-01
01320027010	A22/2-01	01330353001	A22/5-01	01330611025	A22/5-03	01400001018	B7/3-02	01430020013	A22/6-01	01440403010	A21/2-01
01320090010	A22/1-01	01330353010	A22/5-01	01330612025	A22/5-03	01400002018	B7/3-02	01430021010	A22/6-01	01440403025	A21/2-01
01320090010	A22/1-01	01330353010	A22/5-01	01330613025	A22/5-03	01400003018	B7/3-02	01430021013	A22/6-01	01440403025	A21/2-01
01320091001	A22/1-01	01330353025	A22/5-01	01330614025	A22/5-03	01400004018	B7/3-02	01440010010	A21/2-01	01440603010	A22/5-04
01320091010	A22/1-01	01330353025	A22/5-01	01339001000	A20/60-01	01400011***	B7/3-02	01440010010	A21/2-01	01440603025	A22/5-04
01320091010	A22/1-01	01330354001	A22/5-01	01340001010	A22/11-01	01400012***	B7/3-02	01440010025	A21/2-01	01440604010	A22/5-04
01320092001	A22/1-01	01330354010	A22/5-01	01340001010	A22/11-01	01400013***	B7/3-02	01440010025	A21/2-01	01440604025	A22/5-04
01320092010	A22/1-01	01330354010	A22/5-01	01340001013	A22/11/01	01400020001	B11/3-02	01440020010	A21/2-01	01440630025	A22/7-01
01320092010	A22/1-01	01330354025	A22/5-01	01340002001	A22/10-01	01400021001	B11/3-02	01440020010	A21/2-01	01440641025	A22/7-01
01320093010	A22/1-01	01330354025	A22/5-01	01340002010	A22/10-01	01400022004	C14/4-01	01440020025	A21/2-01	01440642025	A22/7-01
01320093010	A22/1-01	01330355001	A22/5-01	01340002010	A22/10-01	01400023002	C14/4-01	01440020025	A21/2-01	01440643025	A22/7-01
01320094001	A22/1-02	01330355010	A22/5-01	01340002013	A22/10-01	01400024005	C14/4-01	01440030010	A21/2-01	01440650025	A22/7-01
01320094010	A22/1-02	01330355010	A22/5-01	01340003001	A22/10-01	01400025001	C14/4-01	01440030010	A21/2-01	01440660025	A22/7-02
01320094010	A22/1-02	01330355025	A22/5-01	01340003010	A22/10-01	01400026010	C14/4-01	01440030025	A21/2-01	01440661025	A22/7-02
01320095001	A22/1-02	01330355025	A22/5-01	01340003010	A22/10-01	01400027003	C14/4-01	01440030025	A21/2-01	01440670025	A22/7-02
01320095010	A22/1-02	01330356010	A22/5-01	01340003013	A22/10-01	01400028007	C14/4-01	01440040010	A21/2-01	01440672025	A22/7-02
01320095010	A22/1-02	01330356010	A22/5-01	01340004010	A22/11-01	01400036008	C14/4-01	01440040010	A21/2-01	01440675025	A22/7-02
01320096010	A22/1-02	01330357010	A22/5-01	01340004010	A22/11-01	01400037013	C14/4-01	01440040025	A21/2-01	01440676025	A22/7-02
01320096010	A22/1-02	01330357010	A22/5-01	01340005001	A22/11-01	01400040010	B11/3-02	01440040025	A21/2-01	01440677025	A22/7-02
01320097010	A22/1-02	01330358010	A22/5-01	01340005010	A22/11-01	01400041010	B11/3-02	01440050010	A21/2-01	01440680025	A22/7-02
01320097010	A22/1-02	01330358010	A22/5-01	01340005010	A22/11-01	01400101001	B11/3-02	01440050010	A21/2-01	01440701010	A21/2-03
01320098010	A22/1-02	01330359010	A22/5-01	01340006010	A22/11-01	01400102001	B11/3-02	01440050025	A21/2-01	01440701025	A21/2-03



Repertory of SES-STERLING products

List classified by art.No.



Art. No.	Page	Art. No.	Page	Art. No.	Page	Art. No.	Page	Art. No.	Page	Art. No.	Page
01440702010	A21/2-03	01450041010	A21/1-02	01450108010	A21/1-03	01860032010	C12/23-01	01860173010	C12/1-01	01860620018	C12/1-01
01440702025	A21/2-03	01450042010	A21/1-02	01450109010	A21/1-03	01860033006	C12/25-01	01860173018	C12/1-01	01860625001	C12/23-01
01440703010	A21/2-03	01450043010	A21/1-02	01450110010	A21/1-03	01860036010	C12/24-01	01860174010	C12/1-01	01860625010	C12/23-01
01440703025	A21/2-03	01450044010	A21/1-02	01450111010	A21/1-03	01860040018	C12/1-01	01860174018	C12/1-01	01860628***	C12/13-01
01440704010	A21/2-03	01450045010	A21/1-02	01450112010	A21/1-03	01860041018	C12/1-01	01860175010	C12/1-01	01860628104	C12/13-01
01440704025	A21/2-03	01450046010	A21/1-02	01450120010	A21/1-03	01860043006	C12/25-01	01860175018	C12/1-01	01860628105	C12/13-01
01440705010	A21/2-03	01450047010	A21/1-02	01450122010	A21/1-03	01860045010	C12/1-01	01860180010	C12/20-01	01860628115	C12/13-01
01440705025	A21/2-03	01450048010	A21/1-02	01450123010	A21/1-03	01860045018	C12/1-01	01860181010	C12/20-01	01860630018	C12/1-01
01440711010	A21/2-03	01450049010	A21/1-02	01450124010	A21/1-01	01860046010	C12/1-01	01860210018	C12/1-01	01860633010	C12/24-01
01440711025	A21/2-03	01450050010	A21/1-02	01450125010	A21/1-03	01860046018	C12/1-01	01860220018	C12/1-01	01860635018	C12/1-01
01440712010	A21/2-03	01450051010	A21/1-02	01450126010	A21/1-03	01860050018	C12/1-01	01860227006	C12/25-01	01860637001	C12/23-01
01440712025	A21/2-03	01450052010	A21/1-02	01450127010	A21/1-03	01860053006	C12/25-01	01860230018	C12/1-01	01860637010	C12/23-01
01440713010	A21/2-03	01450053010	A21/1-02	01460010010	A21/3-03	01860060018	C12/1-01	01860232010	C12/20-01	01860638***	C12/13-01
01440713025	A21/2-03	01450054010	A21/1-02	01460020010	A21/3-03	01860062018	C12/1-01	01860233010	C12/20-01	01860650018	C12/1-01
01440714010	A21/2-03	01450055010	A21/1-02	01460110010	A21/3-03	01860063010	C12/24-01	01860235018	C12/1-01	01860672018	C12/2-01
01440714025	A21/2-03	01450056010	A21/1-02	01460120010	A21/3-03	01860065001	C12/23-01	01860237006	C12/25-01	01860674010	C12/21-01
01440715010	A21/2-03	01450057010	A21/1-02	01460120010	A21/3-03	01860065010	C12/23-01	01860240018	C12/1-01	01860682018	C12/2-01
01440715025	A21/2-03	01450058010	A21/1-02	01460130010	A21/3-01	01860067006	C12/25-01	01860242010	C12/20-01	01860684010	C12/21-01
01440722010	A21/2-04	01450059010	A21/1-02	01460140010	A21/3-01	01860068***	C12/13-01	01860250018	C12/1-01	01860686018	C12/2-01
01440722025	A21/2-04	01450060010	A21/1-02	01460150010	A21/3-01	01860069010	C12/1-01	01860260018	C12/1-01	01860688010	C12/21-01
01440723010	A21/2-04	01450061010	A21/1-02	01460160010	A21/3-01	01860069018	C12/1-01	01860270018	C12/1-01	01860760018	C12/5-01
01440723025	A21/2-04	01450062010	A21/1-02	01460170010	A21/3-01	01860070018	C12/2-01	01860280018	C12/1-01	01860770018	C12/5-01
01440724010	A21/2-04	01450063010	A21/1-02	01460180010	A21/3-01	01860071010	C12/21-01	01860290018	C12/1-01	01860780018	C12/6-01
01440724025	A21/2-04	01450064010	A21/1-02	01460190010	A21/3-01	01860075018	C12/2-01	01860295010	C12/22-01	01860790018	C12/6-01
01440732010	A21/2-04	01450065010	A21/1-02	01460200010	A21/3-01	01860076010	C12/21-01	01860296010	C12/22-01	01860800010	C12/6-01
01440732025	A21/2-04	01450066010	A21/1-02	01460210010	A21/3-01	01860080018	C12/2-01	01860297010	C12/22-01	01860800018	C12/6-01
01440733010	A21/2-04	01450067010	A21/1-02	01460220010	A21/3-01	01860081010	C12/21-01	01860339001	C12/23-01	01860810018	C12/6-01
01440733025	A21/2-04	01450068010	A21/1-02	01460225010	A21/3-01	01860082018	C12/2-01	01860339010	C12/23-01	01860820018	C12/7-01
01450001010	A21/1-01	01450069010	A21/1-02	01460225010	A21/3-01	01860083010	C12/21-01	01860341001	C12/23-01	01860840018	C12/7-01
01450002010	A21/1-01	01450070010	A21/1-02	01460230010	A21/3-01	01860085018	C12/2-01	01860341010	C12/23-01	01860850018	C12/7-01
01450003010	A21/1-01	01450071010	A21/1-02	01460230010	A21/3-01	01860087010	C12/21-01	01860342001	C12/23-01	01860860018	C12/7-01
01450004010	A21/1-01	01450072010	A21/1-02	01460240010	A21/3-01	01860088018	C12/2-01	01860342010	C12/23-01	01860880010	C12/16-01
01450005010	A21/1-01	01450073010	A21/1-02	01460240010	A21/3-01	01860089010	C12/21-01	01860361018	C12/5-01	01860885010	C12/16-01
01450006010	A21/1-01	01450074010	A21/1-02	01460250010	A21/3-01	01860090018	C12/2-01	01860363010	C12/5-01	01860890010	C12/16-01
01450007010	A21/1-01	01450075010	A21/1-02	01460250010	A21/3-01	01860092010	C12/21-01	01860365018	C12/5-01	01860895010	C12/16-01
01450008010	A21/1-01	01450076010	A21/1-02	01460251010	A21/3-01	01860100010	C12/4-01	01860367018	C12/7-01	01860900018	C14/1-01
01450009010	A21/1-01	01450077010	A21/1-02	01460251010	A21/3-01	01860100018	C12/4-01	01860368018	C12/7-01	01860901010	C14/1-01
01450010010	A21/1-01	01450077010	A21/1-02	01460259010	A21/3-01	01860110010	C12/20-01	01860470018	C12/7-01	01860903018	C14/1-01
01450011010	A21/1-01	01450078010	A21/1-02	01460259010	A21/3-01	01860111010	C12/20-01	01860472010	C15/2-01	01860904010	C14/1-01
01450012010	A21/1-01	01450078010	A21/1-02	01460260010	A21/3-01	01860120010	C12/20-01	01860480010	C12/22-01	01860905018	C14/1-01
01450013010	A21/1-01	01450079010	A21/1-02	01460261010	A21/3-01	01860121010	C12/20-01	01860485010	C12/22-01	01860906010	C14/1-01
01450014010	A21/1-01	01450079010	A21/1-02	01460310010	A21/3-03	01860122010	C12/20-01	01860490010	C12/22-01	01860910010	C14/1-02
01450015010	A21/1-01	01450080010	A21/1-02	01460320010	A21/2-02	01860123010	C12/20-01	01860493010	C12/22-01	01860910018	C14/1-01
01450016010	A21/1-01	01450080010	A21/1-02	01460320010	A21/2-02	01860124010	C12/20-01	01860495010	C12/22-01	01860911010	C14/1-01
01450017010	A21/1-01	01450081010	A21/1-02	01460321010	A21/2-02	01860125010	C12/20-01	01860530010	C14/2-01	01860912018	C14/1-01
01450018010	A21/1-01	01450081010	A21/1-02	01460321010	A21/2-02	01860126010	C12/20-01	01860530018	C14/2-01	01860914093	C12/3-02
01450019010	A21/1-01	01450083010	A21/1-03	01460330010	A21/3-03	01860127010	C12/20-01	01860530093	C12/3-02	01860915093	C12/3-02
01450020010	A21/1-01	01450085010	A21/1-01	01460330010	A21/3-03	01860130010	C12/20-01	01860540018	C12/1-01	01860916093	C12/3-02
01450021010	A21/1-01	01450086010	A21/1-03	01460331010	A21/3-04	01860131010	C12/20-01	01860545018	C12/1-01	01860917093	C12/3-02
01450022010	A21/1-01	01450087010	A21/1-03	01460331010	A21/3-04	01860132010	C12/20-01	01860550018	C12/15-01	01860922018	C14/1-02
01450023010	A21/1-01	01450088010	A21/1-03	01460332010	A21/3-04	01860140010	C12/20-01	01860555018	C12/15-01	01860922093	C12/3-02
01450024010	A21/1-01	01450089010	A21/1-03	01460332010	A21/3-04	01860141010	C12/20-01	01860560018	C12/15-01	01860924018	C14/1-02
01450025010	A21/1-01	01450090010	A21/1-01	01460401010	A21/3-03	01860142010	C12/20-01	01860565018	C12/15-01	01860924093	C12/3-02
01450026010	A21/1-01	01450091010	A21/1-01	01460401010	A21/3-03	01860143010	C12/20-01	01860573018	C12/2-01	01860925010	C14/2-01
01450027010	A21/1-01	01450092010	A21/1-01	01860010018	C12/1-01	01860144010	C12/20-01	01860574010	C12/21-01	01860925018	C14/2-01
01450028010	A21/1-01	01450093010	A21/1-01	01860011018	C12/1-01	01860146010	C12/20-01	01860576018	C12/2-01	01860925093	C12/3-02
01450029010	A21/1-01	01450094010	A21/1-01	01860017006	C12/25-01	01860147010	C12/20-01	01860577010	C12/21-01	01860926010	C14/2-01
01450030010	A21/1-01	01450095010	A21/1-01	01860020018	C12/1-01	01860148010	C12/20-01	01860578018	C12/2-01	01860926018	C14/2-01
01450031010	A21/1-01	01450096010	A21/1-01	01860021018	C12/1-01	01860150010	C12/20-01	01860579010	C12/21-01	01860926093	C12/3-02
01450032010	A21/1-01	01450097010	A21/1-01	01860022018	C12/1-01	01860160010	C12/20-01	01860591010	C12/22-01	01860930010	C14/2-01
01450033010	A21/1-02	01450098010	A21/1-03	01860023018	C12/1-01	01860162010	C12/20-01	01860592010	C12/22-01	01860930018	C14/2-01
01450034010	A21/1-02	01450101010	A21/1-03	01860025001	C12/23-01	01860163010	C12/20-01	01860593010	C12/22-01	01860930093	C12/3-02
01450035010	A21/1-02	01450102010	A21/1-03	01860025010	C12/23-01	01860170010	C12/1-01	01860603010	C12/2-01	01860931010	C14/1-02
01450036010	A21/1-02	01450103010	A21/1-03	01860027006	C12/25-01	01860170018	C12/1-01	01860606010	C12/21-01	01860931018	C14/1-02
01450037010	A21/1-02	01450104010	A21/1-03	01860028***	C12/13-01	01860171010	C12/1-01	01860608010	C12/22-01	01860932010	C14/1-02
01450038010	A21/1-02	01450105010	A21/1-03	01860030018	C12/1-01	01860171018	C12/1-01	01860610018	C12/1-01	01860932018	C14/1-02
01450039010	A21/1-02	01450106010	A21/1-03	01860031018	C12/1-01	01860172010	C12/1-01	01860612001	C12/23-01	01860933010	C14/1-02
01450040010	A21/1-02	01450107010	A21/1-03	01860032001	C12/23-01	01860172018	C12/1-01	01860612010	C12/23-01	01860933018	C14/1-02

Repertory of SES-STERLING products

List classified by art.No.



Art. No.	Page	Art. No.	Page	Art. No.	Page	Art. No.	Page	Art. No.	Page	Art. No.	Page
01860934010	C14/1-02	01862008001	C12/23-02	01890201010	C15/1-01	02010009060	A1/1-02	02010149010	A1/2-01	02050009018	A1/3-01
01860934018	C14/1-02	01862008010	C12/23-02	01890202010	C15/1-01	020100170**	A1/1-02	02010152010	A1/2-01	02050010018	A1/3-01
01860940018	C13/4-01	01862009001	C12/23-02	01890203010	C15/1-01	02010010010	A1/1-01	02010153010	A1/2-01	02050011018	A1/3-01
01860941018	C13/4-01	01862009010	C12/23-02	01890515010	C14/2-02	02010010060	A1/1-02	02010154010	A1/2-01	02050012018	A1/3-01
01860942018	C13/4-01	01862010001	C12/23-02	01890516010	C14/2-02	02010011**	A1/1-02	02010155010	A1/2-01	02050021**	A1/3-01
01860943018	C13/4-01	01862010010	C12/23-02	01890525010	C15/3-01	02010011010	A1/1-01	02010156010	A1/2-01	02050021010	A1/3-01
01860945018	C13/4-01	01862011001	C12/23-02	01890526010	C15/3-01	02010012**	A1/1-02	02010157010	A1/2-01	02050022**	A1/3-01
01860946018	C13/4-01	01862011010	C12/23-02	01890530010	C15/3-01	02010012010	A1/1-01	02010158010	A1/2-01	02050022010	A1/3-01
01860950018	C13/2-01	01862012001	C12/23-02	01890535010	C14/2-01	02010071**	A1/1-02	02010159010	A1/2-01	02050023**	A1/3-01
01860955018	C13/2-01	01862012010	C12/23-02	01890536010	C14/2-01	02010071010	A1/1-01	02010160010	A1/2-01	02050023010	A1/3-01
01860957010	C12/1-01	01870001000	C13/30-01	01890540010	C15/3-01	02010072**	A1/1-02	02010163010	A1/2-01	02050024**	A1/3-01
01860958010	C12/1-01	01870002000	C13/30-01	01890541010	C15/3-01	02010072010	A1/1-01	02010165010	A1/2-01	02050024010	A1/3-01
01860959010	C12/1-01	01870003000	C13/30-01	01890542010	C15/3-01	02010073**	A1/1-02	02010166010	A1/2-01	02050025**	A1/3-01
01860960010	C12/1-01	01870004000	C13/30-01	01890543010	C15/3-01	02010073010	A1/1-01	02010167010	A1/2-01	02050025010	A1/3-01
01860961010	C12/1-01	01870005000	C13/30-01	01890544010	C15/3-01	02010074**	A1/1-02	02010168010	A1/2-01	02050026**	A1/3-01
01860962010	C12/1-01	01870006000	C13/30-01	01900111010	C11/2-01	02010074010	A1/1-01	02010169010	A1/2-01	02050026010	A1/3-01
01860963010	C12/1-01	01870007000	C13/30-01	01900111018	C11/2-01	02010075**	A1/1-02	02010170010	A1/2-01	02050027**	A1/3-01
01860964010	C12/1-01	01870011000	C13/30-01	01900121010	C11/1-01	02010075010	A1/1-01	02010171010	A1/2-01	02050027010	A1/3-01
01860965010	C12/1-01	01870012000	C13/30-01	01900121018	C11/1-01	02010076**	A1/1-02	02010172010	A1/2-01	02050028**	A1/3-01
01860966010	C12/1-01	01870013000	C13/30-01	01900211010	C11/2-01	02010076010	A1/1-01	02010601**	A1/1-03	02050028010	A1/3-01
01860967010	C12/1-01	01870014000	C13/30-01	01900211018	C11/2-01	02010077**	A1/1-02	02010601010	A1/1-03	02050029**	A1/3-01
01860968010	C12/1-01	01870015000	C13/30-01	01900221010	C11/1-01	02010077010	A1/1-01	02010602**	A1/1-03	02050029010	A1/3-01
01860969010	C12/1-01	01870016000	C13/30-01	01900221018	C11/1-01	02010078**	A1/1-02	02010603**	A1/1-03	02050030**	A1/3-01
01860970010	C12/1-01	01870017000	C13/30-01	01900311010	C11/2-01	02010078010	A1/1-01	02010603010	A1/1-03	02050030010	A1/3-01
01860971010	C12/1-01	01870018000	C13/30-01	01900311018	C11/2-01	02010079**	A1/1-02	02010604**	A1/1-03	02050031**	A1/3-01
01860972010	C12/1-01	01870021000	C13/30-01	01900321010	C11/1-01	02010079010	A1/1-01	02010605**	A1/1-03	02050031010	A1/3-01
01860973010	C12/1-01	01870022000	C13/30-01	01900321018	C11/1-01	02010080**	A1/1-02	02010605010	A1/1-03	02050032**	A1/3-01
01860974010	C12/1-01	01870023000	C13/30-01	01900411010	C11/2-01	02010080010	A1/1-01	02010606**	A1/1-03	02050032010	A1/3-01
01860975010	C12/1-01	01870024000	C13/30-01	01900411018	C11/2-01	02010081**	A1/1-02	02010606010	A1/1-03	02050051011	A1/3-01
01860976010	C12/1-01	01870025000	C13/30-01	01900421010	C11/1-01	02010081010	A1/1-01	02010607**	A1/1-03	02050052011	A1/3-01
01860977010	C12/1-01	01870026000	C13/30-01	01900421018	C11/1-01	02010082**	A1/1-02	02010607010	A1/1-03	02050053011	A1/3-01
01860978010	C12/1-01	01870027000	C13/30-01	01900511010	C11/2-01	02010082010	A1/1-01	02010608**	A1/1-03	02050054011	A1/3-01
01860979010	C12/1-01	01870031000	C13/30-01	01900511018	C11/2-01	02010101010	A1/2-01	02010608010	A1/1-03	02050055011	A1/3-01
01860980010	C12/1-01	01870032000	C13/30-01	01900521010	C11/1-03	02010102010	A1/2-01	02010609**	A1/1-03	02050056011	A1/3-01
01860981010	C12/1-01	01870033000	C13/30-01	01900521018	C11/1-03	02010103010	A1/2-01	02010609010	A1/1-03	02050057011	A1/3-01
01860983010	C12/1-01	01870034000	C13/30-01	01900531010	C11/3-01	02010104010	A1/2-01	02010611**	A1/1-03	02050058011	A1/3-01
01860984010	C12/1-01	01870035000	C13/30-01	01900531018	C11/3-01	02010105010	A1/2-01	02010611010	A1/1-03	02050059011	A1/3-01
01860987010	C12/1-01	01870036000	C13/30-01	01900601013	C11/4-01	02010106010	A1/2-01	02010612**	A1/1-03	02050060011	A1/3-01
01860988010	C12/1-01	01870037000	C13/30-01	01900602013	C11/4-01	02010107010	A1/2-01	02010612010	A1/1-03	02050061011	A1/3-01
01860989010	C12/1-01	01870101000	C13/30-02	01900651010	C11/1-02	02010108010	A1/2-01	02010613**	A1/1-03	02050062011	A1/3-01
01861001093	C12/3-01	01870102000	C13/30-02	01900703010	C11/1-02	02010111010	A1/2-01	02010613010	A1/1-03	02060601010	A2/1-01
01861003093	C12/3-01	01870103000	C13/30-02	01900704010	C11/1-02	02010113010	A1/2-01	02010614**	A1/1-03	02060602010	A2/1-01
01861004093	C12/3-01	01870104000	C13/30-02	02010001**	A1/1-02	02010114010	A1/2-01	02010614010	A1/1-03	02060603010	A2/1-01
01861009093	C12/3-01	01870111000	C13/30-02	02010001010	A1/1-01	02010115010	A1/2-01	02010615**	A1/1-03	02060604010	A2/1-01
01861013093	C12/3-01	01870112000	C13/30-02	02010001060	A1/1-02	02010116010	A1/2-01	02010615010	A1/1-03	02060605010	A2/1-01
01861017093	C12/3-01	01870113000	C13/30-02	02010002**	A1/1-02	02010117010	A1/2-01	02010616**	A1/1-03	02060651**	A2/1-01
01861104093	C12/3-01	01870114000	C13/30-02	02010002010	A1/1-01	02010118010	A1/2-01	02010616010	A1/1-03	02060652**	A2/1-01
01861109093	C12/3-01	01870121000	C13/30-02	02010002060	A1/1-02	02010119010	A1/2-01	02010617**	A1/1-03	02060653**	A2/1-01
01861113093	C12/3-01	01870122000	C13/30-02	02010003**	A1/1-02	02010120010	A1/2-01	02010617010	A1/1-03	02060654**	A2/1-01
01861203018	C12/26-01	01870123000	C13/30-02	02010003010	A1/1-01	02010123010	A1/2-01	02010618**	A1/1-03	02060655**	A2/1-01
01861206018	C12/26-01	01870124000	C13/30-02	02010003060	A1/1-02	02010125010	A1/2-01	02010618010	A1/1-03	02070002010	A3/10-01
01861211018	C12/26-01	01870131000	C13/30-02	02010004**	A1/1-02	02010126010	A1/2-01	02010619**	A1/1-03	02070003010	A3/10-01
01861216018	C12/26-01	01870132000	C13/30-02	02010004010	A1/1-01	02010127010	A1/2-01	02010619010	A1/1-03	02070004010	A3/10-01
01861217018	C12/26-01	01870133000	C13/30-02	02010004060	A1/1-02	02010128010	A1/2-01	02011000000	A1/4-01	02070005010	A3/10-01
01862001001	C12/23-02	01870134000	C13/30-02	02010005**	A1/1-02	02010129010	A1/2-01	02040073007	A23/2-01	02070006010	A3/10-01
01862001010	C12/23-02	01870240000	C13/30-01	02010005010	A1/1-01	02010132010	A1/2-01	02040073007	A23/2-01	02070008010	A3/10-01
01862002001	C12/23-02	01870250000	C13/30-01	02010005060	A1/1-02	02010134010	A1/2-01	02040073007	A23/2-01	02070010010	A3/10-01
01862002010	C12/23-02	01890050010	C15/1-01	02010006**	A1/1-02	02010135010	A1/2-01	02040073010	A23/2-01	02070012010	A3/10-01
01862003001	C12/23-02	01890060010	C15/1-01	02010006010	A1/1-01	02010136010	A1/2-01	02040073010	A23/2-01	02070014010	A3/10-01
01862003010	C12/23-02	01890070010	C15/1-01	02010006060	A1/1-02	02010137010	A1/2-01	02040073010	A23/2-01	02080001010	C9/1-02
01862004001	C12/23-02	01890080010	C15/1-01	02010007**	A1/1-02	02010138010	A1/2-01	02050001018	A1/3-01	02080002010	C9/1-02
01862004010	C12/23-02	01890105010	C15/1-01	02010007010	A1/1-01	02010139010	A1/2-01	02050002018	A1/3-01	02080003010	C9/1-02
01862005001	C12/23-02	01890115010	C15/1-01	02010007060	A1/1-02	02010143010	A1/2-01	02050003018	A1/3-01	02080004010	C9/1-02
01862005010	C12/23-02	01890125010	C15/1-01	02010008**	A1/1-02	02010144010	A1/2-01	02050004018	A1/3-01	02100001010	A2/1-01
01862006001	C12/23-02	01890135010	C15/1-01	02010008010	A1/1-01	02010145010	A1/2-01	02050005018	A1/3-01	02100002010	A2/1-01
01862006010	C12/23-02	01890145010	C15/1-01	02010008060	A1/1-02	02010146010	A1/2-01	02050006018	A1/3-01	02100003010	A2/1-01
01862007001	C12/23-02	01890155010	C15/1-01	02010009**	A1/1-02	02010147010	A1/2-01	02050007018	A1/3-01	02100004010	A2/1-01
01862007010	C12/23-02	01890165010	C15/1-01	02010009010	A1/1-01	02010148010	A1/2-01	02050008018	A1/3-01	02100005010	A2/1-01

Repertory of SES-STERLING products

List classified by art.No.



Art. No.	Page	Art. No.	Page	Art. No.	Page	Art. No.	Page	Art. No.	Page	Art. No.	Page
03070107004	B1/9-04	03170503001	B13/22	03520002004NUM	B6/1-01	03600205***	B7/1-02	03620008***	B7/2-02	03640004***	B6/3-02
03070200000	B2/8-03	03170503097	B13/22	03520003***	B6/1-03	03600205000NUM	B7/1-02	03620009***	B7/2-02	03640005***	B6/3-02
03070201000	B2/8-03	03170601001	B13/22	03520003004ALP	B6/1-01	03600206***	B7/1-02	03620009001ALP	B7/2-02	03640006***	B6/3-02
03070202000	B2/8-03	03170602001	B13/22	03520003004NUM	B6/1-01	03600206000NUM	B7/1-02	03620009001NUM	B7/2-02	03650101000	B5/2-01
03070501010	B12/5-02	03170603001	B13/22	03520004***	B6/1-03	03600207***	B7/1-02	03620011***	B7/2-02	03650102000	B5/2-01
03070502010	B12/5-02	03170603097	B13/22	03520004004ALP	B6/1-01	03600207000NUM	B7/1-02	03620011099NUM	B7/2-02	03650103000	B5/2-01
03070503007	B12/5-02	03170604001	B13/22	03520004004NUM	B6/1-01	03600208***	B7/1-02	03620012***	B7/2-02	03650104000	B5/2-01
03070504001	B12/5-02	03170604097	B13/22	03520005***	B6/1-03	03600208000NUM	B7/1-02	03620012099NUM	B7/2-02	03650105000	B5/2-01
03080001***	B2/8-01	03170605001	B13/22	03520005004ALP	B6/1-01	03600209***	B7/1-02	03620013***	B7/2-02	03650111000	B5/2-01
03080002***	B2/8-01	03170605097	B13/22	03520005004NUM	B6/1-01	03600209000NUM	B7/1-02	03620013099NUM	B7/2-02	03650112000	B5/2-01
03080003***	B2/8-01	03170606001	B13/22-03	03520006***	B6/1-03	03600210***	B7/1-02	03620014***	B7/2-02	03650113000	B5/2-01
03080004***	B2/8-01	03170607001	B13/22	03520006004ALP	B6/1-01	03600210000NUM	B7/1-02	03620014099NUM	B7/2-02	03650114000	B5/2-01
03080005***	B2/8-01	03170607097	B13/22	03520006004NUM	B6/1-01	03600211***	B7/1-02	03620015***	B7/2-02	03650115000	B5/2-01
03080006***	B2/8-01	03170608001	B13/22	03520007***	B6/1-03	03600211000NUM	B7/1-02	03620015099NUM	B7/2-02	03650121000	B5/2-01
03080007***	B2/8-01	03170608097	B13/22	03520007004NUM	B6/1-01	03600212***	B7/1-02	03620016***	B7/2-02	03650122000	B5/2-01
03080008***	B2/8-01	03170609001	B13/22	03520011***	B6/1-02	03600212000NUM	B7/1-02	03620016099NUM	B7/2-02	03650123000	B5/2-01
03080009***	B2/8-01	03170609097	B13/22	03520011004ALP	B6/1-01	03600301***	B7/1-02	03620017***	B7/2-02	03650124000	B5/2-01
03080010***	B2/8-01	03170610001	B13/22	03520011004NUM	B6/1-01	03600302***	B7/1-02	03620017099NUM	B7/2-02	03650125000	B5/2-01
03080011***	B2/8-01	03170610097	B13/22	03520012***	B6/1-02	03600303***	B7/1-02	03620018***	B7/2-02	03650131000	B5/2-01
03080012***	B2/8-01	03170611001	B13/22	03520012004ALP	B6/1-01	03600304***	B7/1-02	03620019***	B7/2-02	03650132000	B5/2-01
03080013***	B2/8-01	03170611097	B13/22	03520012004NUM	B6/1-01	03600305***	B7/1-02	03620019099NUM	B7/2-02	03650133000	B5/2-01
03080021***	B2/8-01	03170613001	B13/22	03520013***	B6/1-02	03600306***	B7/1-02	03620050***	B7/2-02	03650134000	B5/2-01
03080022***	B2/8-01	03170613097	B13/22	03520013004ALP	B6/1-01	03600307***	B7/1-02	03620050001ALP	B7/2-02	03650135000	B5/2-01
03080023***	B2/8-01	03170614001	B13/22	03520013004NUM	B6/1-01	03600308***	B7/1-02	03620050001NUM	B7/2-02	03650136000	B5/2-01
03080024***	B2/8-01	03170614097	B13/22	03520014***	B6/1-02	03600309***	B7/1-02	03620060***	B7/2-02	03650151000	B5/3-01
03080025***	B2/8-01	03170615001	B13/22	03520014004ALP	B6/1-01	03600310***	B7/1-02	03620060001ALP	B7/2-02	03650152000	B5/3-01
03080026***	B2/8-01	03170615097	B13/22	03520014004NUM	B6/1-01	03600311***	B7/1-02	03620060001NUM	B7/2-02	03650153000	B5/3-01
03080027***	B2/8-01	03170616001	B13/22	03520015***	B6/1-02	03600312***	B7/1-02	03620070***	B7/3-03	03650154000	B5/3-01
03080028***	B2/8-01	03170616097	B13/22	03520015004ALP	B6/1-01	03600500000	B7/4-05	03620070001ALP	B7/3-03	03650155000	B5/3-01
03080029***	B2/8-01	03170617001	B13/22	03520015004NUM	B6/1-01	03610301000	B7/4-05	03620070001NUM	B7/3-03	03650156000	B5/3-01
03080030***	B2/8-01	03170617097	B13/22	03520016***	B6/1-02	03610302000	B7/4-05	03620070004ALP	B7/3-03	03650302000	B5/2-02
03080031***	B2/8-01	03171102001	B13/22-04	03520016004ALP	B6/1-01	03610303000	B7/4-05	03620070004NUM	B7/3-03	03650303000	B5/2-02
03080032***	B2/8-01	03171102004	B13/22-04	03520016004NUM	B6/1-01	03610304000	B7/4-05	03620111***	B7/2-02	03650304000	B5/2-02
03080033***	B2/8-01	03171103001	B13/22-04	03520017***	B6/1-02	03610305000	B7/4-05	03620112***	B7/2-02	03650305000	B5/2-02
03080091***	B2/8-02	03171103004	B13/22-04	03520017004ALP	B6/1-01	03610306000	B7/4-05	03620113***	B7/2-02	03650312000	B5/2-02
03080092***	B2/8-02	03171104001	B13/22-04	03520017004NUM	B6/1-01	03610307000	B7/4-05	03620114***	B7/2-02	03650313000	B5/2-02
03080093***	B2/8-02	03171104004	B13/22-04	03600101***	B7/1-02	03610308000	B7/4-05	03620115***	B7/2-02	03650314000	B5/2-02
03080094***	B2/8-02	03171105001	B13/22-04	03600101015ALP	B7/1-02	03610309000	B7/4-05	03620116***	B7/2-02	03650315000	B5/2-02
03170001000	B13/22	03171105004	B13/22-04	03600102***	B7/1-02	03610472***	B7/4-04	03620117***	B7/2-02	03650322000	B5/2-02
03170003000	B13/22	03171106001	B13/22-04	03600102015ALP	B7/1-02	03610473***	B7/4-04	03620118***	B7/2-02	03650323000	B5/2-02
03170101010	B13/22	03171106004	B13/22-04	03600103***	B7/1-02	03610474***	B7/4-04	03620119***	B7/2-02	03650324000	B5/2-02
03170103010	B13/22	03171107001	B13/22-04	03600103015ALP	B7/1-02	03610482***	B7/4-04	03620150***	B7/2-02	03650325000	B5/2-02
03170104010	B13/22	03171107004	B13/22-04	03600104***	B7/1-02	03610483***	B7/4-04	03620150099NUM	B7/2-02	03650332000	B5/2-02
03170105001	B13/22	03171108001	B13/22-04	03600104015ALP	B7/1-02	03610484***	B7/4-04	03620160***	B7/2-02	03650333000	B5/2-02
03170201***	B13/22	03171108004	B13/22-04	03600105***	B7/1-02	03610492***	B7/4-04	03620160099NUM	B7/2-02	03650334000	B5/2-02
03170201001	B13/22	03171304001	B13/22-04	03600105015ALP	B7/1-02	03610493***	B7/4-04	03620250***	B7/2-02	03650335000	B5/2-02
03170202***	B13/22	03171304004	B13/22-04	03600106***	B7/1-02	03610494***	B7/4-04	03620260***	B7/2-02	03650336000	B5/2-02
03170202001	B13/22	03171305001	B13/22-04	03600106015ALP	B7/1-02	03620001***	B7/2-02	03620327001	B1/9-05	03680001***	B7/3-06
03170203***	B13/22	03171305004	B13/22-04	03600107***	B7/1-02	03620001001ALP	B7/2-02	03620328001	B1/9-05	03680100***	B7/3-07
03170203001	B13/22	03171306001	B13/22-04	03600107015ALP	B7/1-02	03620001001NUM	B7/2-02	03620329001	B1/9-05	03680200***	B7/3-07
03170204***	B13/22	03171306004	B13/22-04	03600108***	B7/1-02	03620002***	B7/2-02	03620330001	B1/9-05	03690001004ALP	B7/3-05
03170204001	B13/22	03171307001	B13/22-04	03600108015ALP	B7/1-02	03620002001ALP	B7/2-02	03620331001	B1/9-05	03690001004NUM	B7/3-05
03170205***	B13/22	03171307004	B13/22-04	03600109***	B7/1-02	03620002001NUM	B7/2-02	03628000000	B7/3-01	03690011004	B7/3-04
03170205001	B13/22	03171308001	B13/22-04	03600109015ALP	B7/1-02	03620003***	B7/2-02	03628200***	B7/3-01	03690012004	B7/3-04
03170206***	B13/22	03171308004	B13/22-04	03600110***	B7/1-02	03620003001ALP	B7/2-02	03628200004	B7/3-01	03690013004	B7/3-04
03170206001	B13/22	03320001***	B6/1-02	03600110015ALP	B7/1-02	03620003001NUM	B7/2-02	03628800000	B7/3-01	03700002***	B7/4-02
03170301***	B13/22	03320002***	B6/1-02	03600111***	B7/1-02	03620004***	B7/2-02	03628900***	B7/3-01	03700002001ALP	B7/4-02
03170301001	B13/22	03320003***	B6/1-02	03600111015ALP	B7/1-02	03620004001ALP	B7/2-02	03629000***	B7/3-01	03700002001NUM	B7/4-02
03170302***	B13/22	03320007***	B6/1-02	03600112***	B7/1-02	03620004001NUM	B7/2-02	03629100***	B7/3-01	03700002004ALP	B7/4-02
03170302001	B13/22	03320007***	B6/1-02	03600112015ALP	B7/1-02	03620005***	B7/2-02	03630214***	B7/6-02	03700002004NUM	B7/4-02
03170303001	B13/22	03340001***	B6/3-02	03600201***	B7/1-02	03620005001ALP	B7/2-02	03630214***	B7/6-02	03700003***	B7/4-02
03170303004	B13/22	03340002***	B6/3-02	03600201000NUM	B7/1-02	03620005001NUM	B7/2-02	03630214***	B7/6-02	03700003001ALP	B7/4-02
03170401001	B13/22	03340003***	B6/3-02	03600202***	B7/1-02	03620006***	B7/2-02	03630401***	B7/6-01	03700003001NUM	B7/4-02
03170401097	B13/22	03520001***	B6/1-03	03600202000NUM	B7/1-02	03620006001ALP	B7/2-02	03630401***	B7/6-01	03700003004ALP	B7/4-02
03170501001	B13/22	03520001004ALP	B6/1-01	03600203***	B7/1-02	03620006001NUM	B7/2-02	03630501***	B7/6-01	03700003004NUM	B7/4-02
03170501097	B13/22	03520001004NUM	B6/1-01	03600203000NUM	B7/1-02	03620007***	B7/2-02	03640001***	B6/3-02	03700004***	B7/4-02
03170502001	B13/22	03520002***	B6/1-03	03600204***	B7/1-02	03620007001ALP	B7/2-02	03640002***	B6/3-02	03700004001ALP	B7/4-02
03170502097	B13/22	03520002004ALP	B6/1-01	03600204000NUM	B7/1-02	03620007001NUM	B7/2-02	03640003***	B6/3-02	03700004001NUM	B7/4-02



Repertory of SES-STERLING products

List classified by art.No.



Art. No.	Page	Art. No.	Page	Art. No.	Page	Art. No.	Page	Art. No.	Page	Art. No.	Page
03700004004ALP	B7/4-02	03730341000	B5/4-01	03740140004ALP	B8/2-02	03780533001	B13/21-02	04020021000	D2/1-01	05180103000	D4/3-03
03700004004NUM	B7/4-02	03730342000	B5/4-01	03740140004NUM	B8/2-02	03780536004	B13/21-02	04020023000	D2/1-01	05180104000	D4/2-04
03700005***	B7/4-02	03730901000	B5	03740150***	B8/2-02	03780537004	B13/21-02	04020024000	D2/1-01	05180106000	D4/2-01
03700005001ALP	B7/4-02	03730910000	B5/2-03	03740150004ALP	B8/2-02	03780538004	B13/21-02	04020025000	D2/1-01	05180107000	D4/3-02
03700005001NUM	B7/4-02	03730911000	B5/2-03	03740150004NUM	B8/2-02	03780539001	B13/21-02	04020050000	D2/1-01	05180108000	D4/2-01
03700005004ALP	B7/4-02	03730912000	B5/2-03	03740160***	B8/2-02	03780541000	B13/21-02	04020051000	D2/1-01	05180109000	D4/3-03
03700005004NUM	B7/4-02	03730913000	B5/2-03	03740160004ALP	B8/2-02	03780542000	B13/21-02	04020100000	D2/1-01	05180110000	D4/3-02
03700006***	B7/4-02	03730930000	B5/2-05	03740160004NUM	B8/2-02	03780550000	B13/21-02	04100020000	D1/2-01	05180111000	D4/2-03
03700006001ALP	B7/4-02	03730931000	B5/2-05	03740170***	B8/2-02	03780556000	B13/21-02	04100133000	D1/1-01	05180112000	D4/2-03
03700006001NUM	B7/4-02	03730932000	B5/3-04	03740170004ALP	B8/2-02	03780590000	B13/21-02	04100134000	D1/1-01	05180113000	D4/3-03
03700006004ALP	B7/4-02	03730933000	B5/3-04	03740170004NUM	B8/2-02	03780591000	B13/21-02	04100135000	D1/1-01	05180115000	D4/2-04
03700006004NUM	B7/4-02	03740001***	B8/2-02	03740180***	B8/2-02	03780800000	B13/20-01	04100136000	D1/1-03	05180119000	D4/3-03
03700012***	B7/4-02	03740001001ALP	B8/2-02	03740180004ALP	B8/2-02	03780801000	B13/20-01	04100137000	D1/1-03	05180120000	D4/3-02
03700012099NUM	B7/4-02	03740001001NUM	B8/2-02	03740180004NUM	B8/2-02	03780802010	B13/20-01	04100138000	D1/1-03	05180911000	D4/6-02
03700013***	B7/4-02	03740005010	B8/2-03	03740190***	B8/2-02	03780803001	B13/20-01	04100139000	D1/1-03	05180912000	D4/6-02
03700013099NUM	B7/4-02	03740010***	B8/2-02	03740190004ALP	B8/2-02	03780803010	B13/20-01	04100145000	D1/1-02	05180913000	D4/6-03
03700014***	B7/4-02	03740010001ALP	B8/2-02	03740190004NUM	B8/2-02	03780805000	B13/20-01	04120001000	C3/1-01	05180914000	D4/6-03
03700014099NUM	B7/4-02	03740010001NUM	B8/2-02	03740200***	B8/2-02	03780806000	B13/20-01	04120002000	C3/1-01	05180916000	D4/6-03
03700015***	B7/4-02	03740015006	B8/2-03	03740200004ALP	B8/2-02	03780810001	B13/20-01	04120003000	C3/1-01	05180918000	D4/6-01
03700015099NUM	B7/4-02	03740020***	B8/2-02	03740200004NUM	B8/2-02	03780810004	B13/20-01	04120004000	C3/1-01	05180919000	D4/6-01
03700016***	B7/4-02	03740020001ALP	B8/2-02	03740401***	B8/2-02	03780810011	B13/20-01	04140180000	D2/1-03	05180920000	D4/6-01
03700022***	B7/4-02	03740020001NUM	B8/2-02	03740401099NUM	B8/2-02	03780820001	B13/20-01	04170030000	B13/5-01	05180930000	D4/6-02
03700023***	B7/4-02	03740025013	B8/2-03	03740410***	B8/2-02	03780820004	B13/20-01	04170040***	B13/5-02	05180931000	D4/6-03
03700024***	B7/4-02	03740030***	B8/2-02	03740410099NUM	B8/2-02	03780820011	B13/20-01	04170040000A-Z	B13/5-01	05180935000	D4/6-01
03700025***	B7/4-02	03740030001ALP	B8/2-02	03740420***	B8/2-02	03780830001	B13/20-01	04170041***	B13/5-02	05180936000	D4/6-01
03700026***	B7/4-02	03740030001NUM	B8/2-02	03740420099NUM	B8/2-02	03780830004	B13/20-01	041700410000-9	B13/5-01	05180936000	C3/7-01
03700027***	B7/4-03	03740035003	B8/2-03	03740430***	B8/2-02	03780850000	B13/20-01	04170042***	B13/5-02	05180961000	C3/7-01
037000273***	B7/4-03	03740040***	B8/2-02	03740430099NUM	B8/2-02	03780860000	B13/20-01	04170043***	B13/5-02	05180962000	C3/7-01
037000274***	B7/4-03	03740040001ALP	B8/2-02	03740440***	B8/2-02	03800036003	B11/1-02	04170044***	B13/5-02	05250150000	D7/2-01
03700028***	B7/4-03	03740040001NUM	B8/2-02	03740440099NUM	B8/2-02	03800037003	B11/1-02	04170045***	B13/5-02	05250201000	D7/2-01
037000283***	B7/4-03	03740045007	B8/2-03	03740450***	B8/2-02	03800038003	B11/1-02	04170046***	B13/5-02	05250203000	D7/2-01
037000284***	B7/4-03	03740050***	B8/2-02	03740450099NUM	B8/2-02	04010001000	D2/1-02	04170060000ES	B13/5-01	05250204000	D7/2-01
03700029***	B7/4-03	03740050001ALP	B8/2-02	03740460***	B8/2-02	04010002000	D2/1-02	04170060000SP	B13/5-01	05250205000	D7/2-01
037000296***	B7/4-03	03740050001NUM	B8/2-02	03740460099NUM	B8/2-02	04010003000	D2/1-02	04170088000	B13/5-03	05250206000	D7/2-01
037000297***	B7/4-03	03740055002	B8/2-03	03740470***	B8/2-02	04010005000	D2/1-02	04170111000	B13/5-01	05250207000	D7/2-01
037000910000	B7/4-05	03740060***	B8/2-02	03740470099NUM	B8/2-02	04010006000	D2/1-02	04170112000	B13/5-01	05270003000	D3/1-03
03720001***	B7/5-01	03740060001ALP	B8/2-02	03740480***	B8/2-02	04010007000	D2/1-02	04170113000	B13/5-01	05270004000	D3/1-03
03720001004ALP	B7/5-01	03740060001NUM	B8/2-02	03740480099NUM	B8/2-02	04010008000	D2/1-02	04170114000	B13/5-01	05270010000	D3/1-03
03720001004NUM	B7/5-01	03740065004	B8/2-03	03740490***	B8/2-02	04010009000	D2/1-02	04170115000	B13/5-01	05270015000	D3/1-01
03720001099NUM	B7/5-01	03740070***	B8/2-02	03740490099NUM	B8/2-02	04010028000	D2/1-02	04170120000	B13/5-01	05320001000	D4/5-01
03720002000	B7/5-02	03740070001ALP	B8/2-02	03740500***	B8/2-02	04010031000	D2/1-03	04170130000	B13/5-01	05330100000	D7/1-01
037200011000	B7/5-02	03740070001NUM	B8/2-02	03740500099NUM	B8/2-02	04010120000	D2/1-02	04190001000	D3/3-01	05330120000	D7/4-01
03730010000	B5/1-01	03740075006	B8/2-03	03740800000	B8/2-03	04010121000	D2/1-02	04190011000	D3/3-01	05330201000	D7/1-01
03730060***	B5/1-02	03740080***	B8/2-02	03760010***	B8/0-03	04010122000	D2/1-02	05010007000	D2/5-01	05330202000	D7/1-01
03730060001ALP	B5/1-02	03740080001ALP	B8/2-02	03760010***	B8/0-03	04010123000	D2/1-02	05020001000	D3/4-01	05340001000	D3/1-01
03730060004ALP	B5/1-02	03740080001NUM	B8/2-02	03760011***	B8/0-03	04010124000	D2/1-02	05030001000	D3/4-01	05340003000	D3/1-01
03730061***	B5/1-02	03740085013	B8/2-03	03760011***	B8/0-03	04010128000	D2/1-02	05030003000	D3/4-01	05340005000	D3/1-01
03730061001NUM	B5/1-02	03740090***	B8/2-02	03760012***	B8/0-03	04010129000	D2/1-02	05090001000	D4/3-01	05340007000	D3/1-01
03730061004NUM	B5/1-02	03740090001ALP	B8/2-02	03760012***	B8/0-03	04010220000	D2/1-02	05090002000	D4/2-02	05340008000	D3/1-01
03730061099NUM	B5/1-02	03740090001NUM	B8/2-02	03760020***	B8/1-02	04010221000	D2/1-02	05090003000	D4/4-01	05340010000	D3/2-01
03730062***	B5/1-02	03740095013	B8/2-03	03760020***	B8/1-02	04010222000	D2/1-02	05090004000	D4/4-01	05340014000	D3/1-01
03730063***	B5/1-02	03740100***	B8/2-02	03760021***	B8/1-02	04010223000	D2/1-02	05090007000	D4/3-01	05340016000	D3/1-02
03730065***	B5/1-02	03740100001ALP	B8/2-02	03760021***	B8/1-02	04010224000	D2/1-02	05090015000	D4/2-02	05340030000	D3/1-02
03730065001ALP	B5/1-02	03740100001NUM	B8/2-02	03760022***	B8/1-02	04010228000	D2/1-02	05090021000	D4/4-01	05340031000	D3/1-02
03730065004ALP	B5/1-02	03740101***	B8/2-02	03760022***	B8/1-02	04010428000	D2/1-02	05090022000	D4/4-01	05340040000	D3/2-01
03730066***	B5/1-02	03740101004ALP	B8/2-02	03760100000	B8/1-03	04010528000	D2/1-02	05090031000	D4/4-01	05340041000	D3/2-01
03730066001NUM	B5/1-02	03740101004NUM	B8/2-02	03770801000	B5/3-04	04010628000	D2/1-02	05130001000	D2/5-01	05340042000	D3/2-01
03730066004NUM	B5/1-02	03740105013	B8/2-03	03770802000	B5/3-04	04010728000	D2/1-02	05130002000	D2/5-01	05340050000	D3/1-02
03730066099NUM	B5/1-02	03740110***	B8/2-02	03780010000	B5/1-03	04010928000	D2/1-02	05180003000	D5/2-01	05340051000	D3/1-01
03730067***	B5/1-02	03740110004ALP	B8/2-02	03780505000	B13/21-02	04010929000	D2/1-02	05180005000	D5/2-01	05360001000	D5/2-01
03730068***	B5/1-02	03740110004NUM	B8/2-02	03780507***	B13/21-02	04020001000	D2/1-01	05180051000	D5/1-01	05360004000	D5/2-01
03730100000	B5/2-03	03740120***	B8/2-02	03780508***	B13/21-02	04020002000	D2/1-01	05180052000	D5/1-01	05360005000	D5/2-01
03730176000	B5/3-01	03740120004ALP	B8/2-02	03780513010	B13/21-02	04020003000	D2/1-01	05180053000	D5/1-01	05360006000	D5/2-01
03730181000	B5/4-01	03740120004NUM	B8/2-02	03780514001	B13/21-02	04020006000	D2/1-01	05180054000	D5/1-01	05380001000	D3/3-01
03730182000	B5/4-01	03740130***	B8/2-02	03780515***	B13/21-02	04020007000	D2/1-01	05180055000	D5/1-02	05380003000	D3/3-01
03730183000	B5/4-01	03740130004ALP	B8/2-02	03780516***	B13/21-02	04020008000	D2/1-01	05180085000	D5/1-02	05410030000	D2/2-01
03730184000	B5/4-01	03740130004NUM	B8/2-02	03780531001	B13/21-02	04020009000	D2/1-01	05180101000	D4/2-03	05410055000	D2/4-01
03730185000	B5/4-01	03740140***	B8/2-02	03780532001	B13/21-02	04020020000	D2/1-01	05180102000	D4/2-03	05410060000	D2/2-03



Repertory of SES-STERLING products

List classified by art.No.



Art. No.	Page	Art. No.	Page	Art. No.	Page	Art. No.	Page	Art. No.	Page	Art. No.	Page
05410070000	D2/2-03	06030020010	A4/5-01	06070433000	D6/2-01	06070605000	D6/2-04	06170006000	D9/4-01	06240031010	A6/1-03
05410090000	D2/2-04	06030021010	A4/5-02	06070435000	D6/2-01	06070606000	D6/2-04	06190001000	C13/31-01	06240031013	A6/1-03
05410100000	D2/2-04	06030021010	A4/5-02	06070436000	D6/2-01	06070607000	D6/2-04	06190002000	C13/31-01	06240032005	A6/1-03
05480111000	D10/2-01	06030030010	A4/5-01	06070437000	D6/2-01	06070608000	D6/2-04	06190003000	C13/31-01	06240032010	A6/1-03
05480112000	D10/2-01	06030031010	A4/5-02	06070440000	D6/2-02	06070611000	D6/2-04	06190004000	C13/31-01	06240032013	A6/1-03
05480113000	D10/2-01	06030031010	A4/5-02	06070441000	D6/2-02	06070700000	D6/2-04	06190005000	C13/31-01	06240072010	A6/1-04
05480120000	D10/2-01	06030050010	A4/5-01	06070446000	D6/2-02	06070701000	D6/2-04	06190006000	C13/31-01	06240072013	A6/1-04
05480121000	D10/2-01	06030051010	A4/5-02	06070449000	D6/2-02	06070702000	D6/2-04	06190007000	C13/31-01	06240073010	A6/1-04
05480200000	D10/2-01	06030051010	A4/5-02	06070451000	D6/2-02	06070703000	D6/2-04	06190008000	C13/31-01	06240073013	A6/1-04
05480201000	D10/2-01	06030060010	A4/5-01	06070452000	D6/2-02	06070704000	D6/2-04	06190009000	C13/31-01	06240074010	A6/1-04
05480202000	D10/2-01	06030061010	A4/5-02	06070454000	D6/2-01	06070705000	D6/2-04	06190050000	C13/31-01	06240074013	A6/1-04
05480203000	D10/2-01	06030061010	A4/5-02	06070455000	D6/2-02	06070706000	D6/2-04	06240001010	A6/1-01	06240075010	A6/1-04
05530004000	D2/7-01	06030080010	A4/5-01	06070456000	D6/2-02	06070707000	D6/2-04	06240001013	A6/1-01	06240075013	A6/1-04
05530005000	D2/7-01	06030081010	A4/5-02	06070457000	D6/2-03	06070708000	D6/2-04	06240002010	A6/1-01	06240076010	A6/1-04
05530006000	D2/7-01	06030081010	A4/5-02	06070458000	D6/2-03	06070710000	D6/2-04	06240002013	A6/1-01	06240076013	A6/1-04
05530007000	D2/7-01	06030090010	A4/5-01	06070462000	D6/2-02	06070711000	D6/2-04	06240003010	A6/1-01	06240077010	A6/1-04
05530008000	D2/7-01	06030091010	A4/5-02	06070464000	D6/2-02	06070800000	D6/2-04	06240003013	A6/1-01	06240077013	A6/1-04
05530009000	D2/7-01	06030091010	A4/5-02	06070465000	D6/2-02	06070801000	D6/2-04	06240004010	A6/1-01	06240078010	A6/1-04
05580002000	D3/1-01	06030100010	A4/5-01	06070466000	D6/2-02	06070802000	D6/2-04	06240004013	A6/1-01	06240078013	A6/1-04
05590001000	D4/1-01	06030101010	A4/5-02	06070467000	D6/2-02	06070810000	D6/2-04	06240005010	A6/1-01	06240080010	A6/1-04
05590002000	D4/1-01	06030101010	A4/5-02	06070471000	D6/2-02	06110021018	C10/30-01	06240005013	A6/1-01	06240080013	A6/1-04
05590003000	D4/2-01	06030110010	A4/5-01	06070472000	D6/2-02	06110022018	C10/30-01	06240006010	A6/1-01	06240081010	A6/1-04
05880010001	C6/1-01	06030111010	A4/5-02	06070473000	D6/2-02	06110023018	C10/30-01	06240006013	A6/1-01	06240081013	A6/1-04
05920006000	D10/1-01	06030111010	A4/5-02	06070475000	D6/2-02	06110024018	C10/30-01	06240007010	A6/1-01	06240082010	A6/1-04
05920013000	D10/1-01	06030120010	A4/5-01	06070476000	D6/2-02	06110025018	C10/30-01	06240007013	A6/1-01	06240082013	A6/1-04
05920031000	D10/1-01	06030121010	A4/5-02	06070485000	D6/2-01	06110026018	C10/30-01	06240008010	A6/1-01	06240201010	A6/1-01
05940001000	D7/3-01	06030121010	A4/5-02	06070487000	D6/2-01	06110027018	C10/30-01	06240008013	A6/1-01	06240201013	A6/1-01
05940002000	D7/3-02	06030130010	A4/5-01	06070488000	D6/2-01	06110028018	C10/30-01	06240009010	A6/1-01	06240202010	A6/1-01
05940012000	D7/3-01	06030131010	A4/5-02	06070489000	D6/2-01	06110029018	C10/30-01	06240009013	A6/1-01	06240202013	A6/1-01
05940013000	D7/3-01	06030131010	A4/5-02	06070491000	D6/2-01	06110030018	C10/30-01	06240010010	A6/1-01	06240203010	A6/1-01
05940015000	D7/3-01	06030140010	A4/5-01	06070492000	D6/2-01	06110031018	C10/30-01	06240010013	A6/1-01	06240203013	A6/1-01
05940016000	D7/3-01	06030141010	A4/5-02	06070493000	D6/2-02	06110032018	C10/30-01	06240011010	A6/1-01	06240204010	A6/1-01
05940022000	D7/3-02	06030141010	A4/5-02	06070495000	D6/2-02	06110033018	C10/30-01	06240011013	A6/1-01	06240204013	A6/1-01
05940023000	D7/3-02	06030150010	A4/5-01	06070497000	D6/2-01	06110034018	C10/30-01	06240013010	A6/1-01	06240205010	A6/1-01
05940024000	D7/3-02	06030151010	A4/5-02	06070500000	D6/2-02	06110035018	C10/30-01	06240013013	A6/1-01	06240205013	A6/1-01
05940027000	D7/3-02	06030151010	A4/5-02	06070501000	D6/2-02	06110036018	C10/30-01	06240015010	A6/1-01	06240206010	A6/1-01
05940050000	D7/3-03	06030160010	A4/5-01	06070506000	D6/2-02	06130002000	D6/6-01	06240015013	A6/1-01	06240206013	A6/1-01
05940054000	D7/3-03	06030161010	A4/5-02	06070507000	D6/2-02	06130003000	D6/6-01	06240016010	A6/1-01	06240207010	A6/1-01
05940055000	D7/3-03	06030161010	A4/5-02	06070512000	D6/2-03	06130004000	D6/6-01	06240016013	A6/1-01	06240207013	A6/1-01
05940056000	D7/3-03	06030170010	A4/5-01	06070513000	D6/2-03	06130005000	D6/6-01	06240018010	A6/1-02	06240208010	A6/1-01
05940057000	D7/3-03	06030171010	A4/5-02	06070514000	D6/2-03	06130006000	D6/6-01	06240018013	A6/1-02	06240208013	A6/1-01
05940400000	D7/3-04	06030171010	A4/5-02	06070520000	D6/2-03	06130011000	D6/5-02	06240019010	A6/1-02	06240209010	A6/1-01
05940410000	D7/3-04	06030210010	A4/5-02	06070521000	D6/2-03	06130012000	D6/5-02	06240019013	A6/1-02	06240209013	A6/1-01
05940411000	D7/3-04	06030220010	A4/5-02	06070522000	D6/2-03	06130013000	D6/5-02	06240022005	A6/1-03	06240210010	A6/1-01
05950001000	D2/2-02	06030230010	A4/5-02	06070525000	D6/2-03	06130014000	D6/5-02	06240022010	A6/1-03	06240210013	A6/1-01
05950002000	D2/2-01	06030240010	A4/5-02	06070528000	D6/2-03	06130015000	D6/5-02	06240022013	A6/1-03	06240211010	A6/1-01
05950003000	D2/2-01	06030250010	A4/5-02	06070529000	D6/2-03	06130017000	D6/5-02	06240023005	A6/1-03	06240211013	A6/1-01
05950004000	D2/2-01	06030260010	A4/5-02	06070530000	D6/2-03	06130018000	D6/5-02	06240023010	A6/1-03	06240213010	A6/1-01
05950005000	D2/2-01	06030270010	A4/5-02	06070532000	D6/2-03	06130019000	D6/5-02	06240023013	A6/1-03	06240213013	A6/1-01
05950006000	D2/2-01	06030275010	A4/5-02	06070541000	D6/2-03	06130111000	D6/5-02	06240024005	A6/1-03	06240215010	A6/1-01
05950007000	D2/2-01	06030280010	A4/5-02	06070542000	D6/2-03	06130112000	D6/5-02	06240024010	A6/1-03	06240215013	A6/1-01
05950015000	D4/2-02	06030290010	A4/5-02	06070543000	D6/2-03	06130113000	D6/5-02	06240024013	A6/1-03	06240216010	A6/1-01
05950021000	D5/5-02	06030490000	A4/90-01	06070549000	D6/2-03	06130114000	D6/5-02	06240025005	A6/1-03	06240216013	A6/1-01
05950022000	D5/5-02	06070301000	D6/2-01	06070550000	D6/2-03	06130115000	D6/5-02	06240025010	A6/1-03	06240222010	A6/1-03
05950030000	D2/2-02	06070302000	D6/2-01	06070560000	D6/2-03	06130117000	D6/5-02	06240025013	A6/1-03	06240222013	A6/1-03
05950031000	D2/2-02	06070303000	D6/2-01	06070561000	D6/2-03	06130118000	D6/5-02	06240026005	A6/1-03	06240223010	A6/1-03
05950051000	D2/2-02	06070304000	D6/2-01	06070562000	D6/2-03	06130119000	D6/5-02	06240026010	A6/1-03	06240223013	A6/1-03
05950080000	D2/2-01	06070401000	D6/2-01	06070563000	D6/2-03	06130120000	D6/5-02	06240026013	A6/1-03	06240224010	A6/1-03
05950081000	D2/2-01	06070402000	D6/2-01	06070564000	D6/2-03	06130313000	D6/5-02	06240027005	A6/1-03	06240224013	A6/1-03
05950082000	D2/2-01	06070404000	D6/2-01	06070565000	D6/2-03	06130314000	D6/5-02	06240027010	A6/1-03	06240225010	A6/1-03
05950083000	D2/2-01	06070406000	D6/2-01	06070566000	D6/2-03	06130315000	D6/5-02	06240027013	A6/1-03	06240225013	A6/1-03
05950084000	D2/2-01	06070411000	D6/2-01	06070567000	D6/2-03	06130317000	D6/5-02	06240028005	A6/1-03	06240226010	A6/1-03
06030005010	A4/5-01	06070413000	D6/2-01	06070570000	D6/2-03	06130318000	D6/5-02	06240028010	A6/1-03	06240226013	A6/1-03
06030006010	A4/5-02	06070414000	D6/2-01	06070600000	D6/2-04	06130319000	D6/5-02	06240028013	A6/1-03	06240227010	A6/1-03
06030006010	A4/5-02	06070420000	D6/2-01	06070601000	D6/2-04	06130320000	D6/5-02	06240030005	A6/1-03	06240227013	A6/1-03
06030010010	A4/5-01	06070423000	D6/2-01	06070602000	D6/2-04	06170002000	D9/4-01	06240030010	A6/1-03	06240228010	A6/1-03
06030011010	A4/5-02	06070425000	D6/2-01	06070603000	D6/2-04	06170003000	D9/4-01	06240030013	A6/1-03	06240228013	A6/1-03
06030011010	A4/5-02	06070430000	D6/2-01	06070604000	D6/2-04	06170005000	D9/4-01	06240031005	A6/1-03	06240230010	A6/1-03



Repertory of SES-STERLING products

List classified by art.No.



Art. No.	Page	Art. No.	Page	Art. No.	Page	Art. No.	Page	Art. No.	Page	Art. No.	Page
06240230013	A6/1-03	06300111010	A7/4-03	06300238013	A7/4-05	06310405004	A7/6-04	06311067010	A7/5-02	06360003013	A8/2-03
06240231010	A6/1-03	06300111013	A7/4-03	06300250010	A7/4-07	06310406004	A7/6-04	06311069010	A7/5-02	06360003025	A8/2-03
06240231013	A6/1-03	06300112010	A7/4-03	06300251010	A7/4-07	06310407004	A7/6-04	06311071010	A7/5-02	06360004010	A8/2-03
06240232010	A6/1-03	06300112013	A7/4-03	06300252010	A7/4-07	06310408004	A7/6-04	06311072010	A7/5-02	06360004013	A8/2-03
06240232013	A6/1-03	06300113010	A7/4-03	06300253010	A7/4-07	06310701010	A7/6-04	06311072013	A7/5-02	06360004025	A8/2-03
06240272010	A6/1-04	06300114010	A7/4-03	06300254010	A7/4-07	06310701013	A7/6-06	06311080010	A7/5-03	06360005010	A8/2-03
06240272013	A6/1-04	06300115010	A7/4-03	06300255010	A7/4-07	06310702010	A7/6-04	06311081010	A7/5-03	06360005013	A8/2-03
06240273010	A6/1-04	06300116010	A7/4-03	06300256010	A7/4-07	06310702013	A7/6-06	06311082010	A7/5-03	06360005025	A8/2-03
06240273013	A6/1-04	06300117010	A7/4-03	06300257010	A7/4-07	06310703010	A7/6-04	06311085010	A7/5-03	06360006010	A8/2-03
06240274010	A6/1-04	06300118010	A7/4-03	06300258010	A7/4-07	06310705010	A7/6-04	06311101010	A7/5-03	06360006013	A8/2-03
06240274013	A6/1-04	06300119010	A7/4-03	06300259010	A7/4-07	06310706010	A7/6-04	06311102010	A7/5-03	06360006025	A8/2-03
06240275010	A6/1-04	06300119013	A7/4-03	06300260010	A7/4-07	06310707010	A7/6-04	06311104010	A7/5-03	06360007010	A8/2-03
06240275013	A6/1-04	06300130010	A7/4-03	06300280010	A7/4-07	06310707013	A7/6-06	06311130010	A7/5-04	06360007013	A8/2-03
06240276010	A6/1-04	06300130013	A7/4-03	06300281010	A7/4-07	06310708010	A7/6-04	06311131010	A7/5-04	06360007025	A8/2-03
06240276013	A6/1-04	06300131010	A7/4-03	06300282010	A7/4-07	06310708013	A7/6-06	06311132010	A7/5-04	06360008010	A8/2-03
06240277010	A6/1-04	06300131013	A7/4-03	06300283010	A7/4-07	06311000010	A7/5-01	06311133010	A7/5-04	06360008013	A8/2-03
06240277013	A6/1-04	06300132010	A7/4-03	06300284010	A7/4-07	06311002010	A7/5-01	06311134010	A7/5-04	06360008025	A8/2-03
06240278010	A6/1-04	06300132013	A7/4-03	06310001010	A7/6-02	06311003010	A7/5-01	06311135010	A7/5-04	06360009010	A8/2-03
06240278013	A6/1-04	06300133010	A7/4-03	06310001013	A7/6-02	06311003013	A7/5-01	06311136010	A7/5-04	06360009013	A8/2-03
06240280010	A6/1-04	06300133013	A7/4-03	06310002010	A7/6-02	06311004010	A7/5-01	06311137010	A7/5-04	06360009025	A8/2-03
06240280013	A6/1-04	06300134010	A7/4-03	06310002013	A7/6-02	06311004013	A7/5-01	06311138010	A7/5-04	06360010010	A8/2-03
06240281010	A6/1-04	06300134013	A7/4-03	06310003010	A7/6-02	06311005010	A7/5-01	06311139010	A7/5-04	06360010013	A8/2-03
06240281013	A6/1-04	06300135010	A7/4-03	06310003013	A7/6-02	06311005013	A7/5-01	06311140010	A7/5-04	06360010025	A8/2-03
06240282010	A6/1-04	06300135013	A7/4-03	06310004010	A7/6-02	06311006010	A7/5-01	06311141010	A7/5-04	06360020010	A8/2-03
06240282013	A6/1-04	06300136010	A7/4-03	06310005010	A7/6-02	06311007010	A7/5-01	06311142010	A7/5-04	06360020013	A8/2-03
06240401010	A6/1-02	06300136013	A7/4-03	06310005013	A7/6-02	06311007013	A7/5-01	06311143010	A7/5-04	06360020025	A8/2-03
06240401013	A6/1-02	06300137010	A7/4-03	06310006010	A7/6-02	06311008010	A7/5-01	06311143013	A7/5-04	06360021010	A8/2-03
06240402010	A6/1-02	06300138010	A7/4-03	06310006013	A7/6-02	06311009010	A7/5-01	06311151010	A7/4-06	06360021013	A8/2-03
06240402013	A6/1-02	06300139010	A7/4-03	06310007010	A7/6-02	06311010010	A7/5-01	06311152010	A7/4-06	06360021025	A8/2-03
06240403010	A6/1-02	06300139013	A7/4-03	06310007013	A7/6-02	06311011010	A7/5-01	06311153010	A7/4-06	06360022010	A8/2-03
06240403013	A6/1-02	06300140010	A7/4-03	06310008010	A7/6-02	06311012010	A7/5-01	06311154010	A7/4-06	06360022013	A8/2-03
06240404010	A6/1-02	06300140013	A7/4-03	06310008013	A7/6-02	06311012013	A7/5-01	06311155010	A7/4-06	06360022025	A8/2-03
06240404013	A6/1-02	06300149010	A7/4-04	06310009010	A7/6-02	06311021010	A7/5-01	06311156010	A7/4-06	06360023010	A8/2-03
06240405010	A6/1-02	06300150010	A7/4-04	06310009013	A7/6-02	06311022010	A7/5-01	06311157010	A7/4-06	06360023013	A8/2-03
06240405013	A6/1-02	06300151010	A7/4-04	06310010010	A7/6-02	06311023010	A7/5-01	06330900000	D6/3-02	06360023025	A8/2-03
06240406010	A6/1-02	06300152010	A7/4-04	06310010013	A7/6-02	06311023013	A7/5-01	06330901000	D6/3-02	06360024010	A8/2-03
06240406013	A6/1-02	06300153010	A7/4-04	06310102010	A7/6-03	06311024010	A7/5-01	06330902000	D6/3-02	06360024013	A8/2-03
06240407010	A6/1-02	06300155010	A7/4-04	06310102013	A7/6-03	06311025010	A7/5-01	06330907000	D6/3-02	06360024025	A8/2-03
06240407013	A6/1-02	06300170010	A7/4-04	06310103010	A7/6-03	06311026010	A7/5-01	06330909000	D6/3-01	06360025010	A8/2-03
06240408010	A6/1-02	06300171010	A7/4-04	06310104010	A7/6-03	06311027010	A7/5-01	06330910000	D6/3-01	06360025013	A8/2-03
06240408013	A6/1-02	06300172010	A7/4-04	06310105010	A7/6-03	06311028010	A7/5-01	06330915000	D6/3-01	06360025025	A8/2-03
06240409010	A6/1-02	06300173010	A7/4-04	06310106010	A7/6-03	06311029010	A7/5-01	06330916000	D6/3-01	06360026010	A8/2-03
06240409013	A6/1-02	06300174010	A7/4-04	06310106013	A7/6-03	06311030010	A7/5-01	06330941000	D6/3-02	06360026013	A8/2-03
06240410010	A6/1-02	06300174013	A7/4-04	06310107010	A7/6-03	06311031010	A7/5-01	06330943000	D6/3-02	06360026025	A8/2-03
06240410013	A6/1-02	06300175010	A7/4-04	06310107013	A7/6-03	06311032010	A7/5-01	06330944000	D6/3-02	06360027010	A8/2-03
06240411010	A6/1-02	06300176010	A7/4-04	06310108010	A7/6-03	06311033010	A7/5-01	06330945000	D6/3-02	06360027013	A8/2-03
06240411013	A6/1-02	06300190010	A7/4-05	06310108013	A7/6-03	06311034010	A7/5-01	06330952000	D6/3-02	06360027025	A8/2-03
06240413010	A6/1-02	06300190013	A7/4-05	06310109010	A7/6-03	06311035010	A7/5-01	06330961000	D6/3-01	06360030025	A8/2-03
06240413013	A6/1-02	06300191010	A7/4-05	06310109013	A7/6-03	06311036010	A7/5-01	06330970000	D6/3-01	06360031025	A8/2-03
06240801013	A6/5-01	06300191013	A7/4-05	06310206010	A7/6-04	06311036013	A7/5-01	06350001010	C3/1-01	06360032025	A8/2-03
06240802013	A6/5-01	06300192010	A7/4-05	06310206013	A7/6-04	06311039010	A7/5-02	06350001018	C3/1-01	06360033025	A8/2-03
06240803013	A6/5-01	06300192013	A7/4-05	06310207010	A7/6-04	06311040010	A7/5-02	06350002010	C3/1-01	06360034025	A8/2-03
06240804013	A6/5-01	06300193010	A7/4-05	06310207013	A7/6-04	06311041010	A7/5-02	06350002018	C3/1-01	06360035025	A8/2-03
06250200000	A6/5-01	06300193013	A7/4-05	06310208010	A7/6-04	06311042010	A7/5-02	06350003010	C3/1-01	06360036025	A8/11-01
06250201000	A6/5-01	06300194010	A7/4-05	06310208013	A7/6-04	06311043010	A7/5-02	06350003018	C3/1-01	06360037025	A8/2-03
06250202000	A6/5-01	06300195010	A7/4-05	06310209010	A7/6-04	06311044010	A7/5-02	06350004010	C3/1-01	06360101010	A8/2-01
06250250000	A6/5-02	06300195013	A7/4-05	06310209013	A7/6-04	06311045010	A7/5-02	06350004018	C3/1-01	06360101013	A8/2-01
06250255000	A6/5-02	06300196010	A7/4-05	06310306010	A7/6-05	06311047010	A7/5-02	06350011010	C3/1-01	06360101025	A8/2-01
06250256000	A6/5-01	06300196013	A7/4-05	06310306013	A7/6-05	06311049010	A7/5-02	06350011018	C3/1-01	06360102010	A8/2-01
06250257000	A6/5-02	06300230010	A7/4-05	06310307010	A7/6-05	06311050010	A7/5-02	06350012010	C3/1-01	06360102013	A8/2-01
06250260000	A6/5-02	06300231010	A7/4-05	06310307013	A7/6-05	06311050013	A7/5-02	06350012018	C3/1-01	06360102025	A8/2-01
06250265000	A6/5-02	06300232010	A7/4-05	06310308010	A7/6-05	06311060010	A7/5-02	06360001010	A8/2-03	06360103010	A8/2-01
06250266000	A6/5-01	06300233010	A7/4-05	06310308013	A7/6-05	06311061010	A7/5-02	06360001013	A8/2-03	06360103013	A8/2-01
06250267000	A6/5-01	06300234010	A7/4-05	06310309010	A7/6-05	06311062010	A7/5-02	06360001025	A8/2-03	06360103025	A8/2-01
06250268000	A6/5-01	06300235010	A7/4-05	06310309013	A7/6-05	06311063010	A7/5-02	06360002010	A8/2-03	06360105010	A8/2-01
06250269000	A6/5-02	06300236010	A7/4-05	06310402004	A7/6-04	06311064010	A7/5-02	06360002013	A8/2-03	06360105013	A8/2-01
06260278000	AA9/3	06300237010	A7/4-05	06310403004	A7/6-04	06311064013	A7/5-02	06360002025	A8/2-03	06360105025	A8/2-01
06300110010	A7/4-03	06300238010	A7/4-05	06310404004	A7/6-04	06311066010	A7/5-02	06360003010	A8/2-03	06360107010	A8/2-01



Repertory of SES-STERLING products

List classified by art.No.



Art. No.	Page	Art. No.	Page	Art. No.	Page	Art. No.	Page	Art. No.	Page	Art. No.	Page
06360107013	A8/2-01	06360235013	A8/4-01	06370011000	A6/3-01	06370317007	A6/2-03	06390017018	A4/4-01	06420108003	B7/5-02
06360107025	A8/2-01	06360301000	A8/3-01	06370012***	A6/3-01	06370318007	A6/2-03	06390018010	A4/4-01	06420109006	B7/5-02
06360109010	A8/2-01	06360302000	A8/3-01	06370013***	A6/3-01	06370319007	A6/2-03	06390018018	A4/4-01	06420110001	B7/5-02
06360109013	A8/2-01	06360303000	A8/3-01	06370014***	A6/3-01	06370320007	A6/2-03	06390021010	A4/4-02	06420111010	B7/5-02
06360109025	A8/2-01	06360304000	A8/3-01	06370015***	A6/3-01	06370401007	A6/2-03	06390021018	A4/4-02	06420901018	B7/5-02
06360111010	A8/2-01	06360305000	A8/3-01	06370016***	A6/3-01	06370402007	A6/2-03	06390022010	A4/4-02	06430001001	C9/6-01
06360111013	A8/2-01	06360306000	A8/3-01	06370017***	A6/3-01	06370403007	A6/2-03	06390022018	A4/4-02	06430001001	C9/6-01
06360111025	A8/2-01	06360307000	A8/3-01	06370018***	A6/3-01	06370404007	A6/2-03	06390023010	A4/4-02	06430002001	C9/6-01
06360112010	A8/2-01	06360308000	A8/3-01	06370019***	A6/3-01	06370405007	A6/2-03	06390023018	A4/4-02	06430002001	C9/6-01
06360112013	A8/2-01	06360321000	A8/3-01	06370020***	A6/3-01	06370406007	A6/2-03	06390024010	A4/4-02	06430003001	C9/6-01
06360112025	A8/2-01	06360322000	A8/3-01	06370021***	A6/3-01	06370407007	A6/2-03	06390024018	A4/4-02	06430003001	C9/6-01
06360113010	A8/2-01	06360323000	A8/3-01	06370022***	A6/3-01	06370408007	A6/2-03	06390025010	A4/4-02	06430004001	C9/6-01
06360113013	A8/2-01	06360324000	A8/3-01	06370101013	A6/2-01	06370409***	A6/2-03	06390025018	A4/4-02	06430004001	C9/6-01
06360113025	A8/2-01	06360325000	A8/3-01	06370102013	A6/2-01	06370410007	A6/2-03	06390026010	A4/4-02	06430030001	C9/6-01
06360114010	A8/2-01	06360326000	A8/3-01	06370103013	A6/2-01	06370411007	A6/2-03	06390026018	A4/4-02	06430030001	C9/6-01
06360114013	A8/2-01	06360327000	A8/3-01	06370104013	A6/2-01	06370412007	A6/2-03	06390027010	A4/4-02	06430031001	C9/6-01
06360114025	A8/2-01	06360328000	A8/12-01	06370105013	A6/2-01	06370413007	A6/2-03	06390027018	A4/4-02	06430031001	C9/6-01
06360120010	A8/2-01	06360329000	A8/12-01	06370106013	A6/2-01	06370414007	A6/2-03	06390028010	A4/4-02	06430032001	C9/6-01
06360120013	A8/2-01	06360330000	A8/12-01	06370107013	A6/2-01	06370415***	A6/2-03	06390028018	A4/4-02	06430032001	C9/6-01
06360120025	A8/2-01	06360401000	A8/3-02	06370108013	A6/2-01	06370416007	A6/2-03	06390029010	A4/4-02	06460001010	A23/2-01
06360121010	A8/2-01	06360402000	A8/3-02	06370109013	A6/2-01	06370417007	A6/2-03	06390029018	A4/4-02	06490005000	D6/4-01
06360121013	A8/2-01	06360403000	A8/3-02	06370110013	A6/2-01	06370418007	A6/2-03	06390030010	A4/4-02	06490010000	D6/4-01
06360121025	A8/2-01	06360404000	A8/3-02	06370111013	A6/2-01	06370419007	A6/2-03	06390030018	A4/4-02	06490015000	D6/4-01
06360122010	A8/2-01	06360405000	A8/3-02	06370112013	A6/2-01	06370420007	A6/2-03	06390031010	A4/4-02	06490020000	D6/4-01
06360122013	A8/2-01	06360406000	A8/3-02	06370113013	A6/2-01	06370501007	A6/2-03	06390031018	A4/4-02	06490030000	D6/4-01
06360122025	A8/2-01	06360407000	A8/3-02	06370114013	A6/2-01	06370502007	A6/2-03	06390032010	A4/4-02	06490040000	D6/4-01
06360125010	A8/2-01	06360408000	A8/3-02	06370115013	A6/2-01	06370503007	A6/2-03	06390032018	A4/4-02	06490050000	D6/4-01
06360125013	A8/2-01	06360421000	A8/3-02	06370116013	A6/2-01	06370504007	A6/2-03	06390033010	A4/4-02	06490060000	D6/4-01
06360125025	A8/2-01	06360422000	A8/3-02	06370117013	A6/2-01	06370505007	A6/2-03	06390033018	A4/4-02	06490070000	D6/4-01
06360127010	A8/2-01	06360423000	A8/3-02	06370118013	A6/2-01	06370506007	A6/2-03	06390034010	A4/4-02	06490080000	D6/4-01
06360127013	A8/2-01	06360424000	A8/3-02	06370119013	A6/2-01	06370507007	A6/2-03	06390034018	A4/4-02	06490090000	D6/4-01
06360127025	A8/2-01	06360425000	A8/3-02	06370120013	A6/2-01	06370508007	A6/2-03	06390210018	A4/4-02	06490100000	D6/4-01
06360128010	A8/2-01	06360426000	A8/3-02	06370201018	A6/2-02	06370509007	A6/2-03	06390220018	A4/4-02	06490105001	D6/4-03
06360128013	A8/2-01	06360427000	A8/3-02	06370202018	A6/2-02	06370510007	A6/2-03	06390230018	A4/4-02	06490110002	D6/4-03
06360128025	A8/2-01	06360428000	A8/3-02	06370203018	A6/2-02	06370511007	A6/2-03	06390240018	A4/4-02	06490115007	D6/4-03
06360129010	A8/2-01	06360429000	A8/3-02	06370204018	A6/2-02	06370512007	A6/2-03	06390250018	A4/4-02	06490120010	D6/4-03
06360129013	A8/2-01	06360430000	A8/3-02	06370205018	A6/2-02	06370513007	A6/2-03	06390260018	A4/4-02	06490130013	D6/4-03
06360129025	A8/2-01	06361001025	A8/1-01	06370206018	A6/2-02	06370514007	A6/2-03	06390270018	A4/4-02	06490210000	D6/4-01
06360130010	A8/2-01	06361002***	A8/1-01	06370207018	A6/2-02	06370515007	A6/2-03	06390275018	A4/4-02	06490220000	D6/4-01
06360130013	A8/2-01	06361002025	A8/1-01	06370208018	A6/2-02	06370516007	A6/2-03	06390280018	A4/4-02	06490230000	D6/4-01
06360130025	A8/2-01	06361003***	A8/1-01	06370209018	A6/2-02	06370517007	A6/2-03	06390290018	A4/4-02	06490240000	D6/4-01
06360140025	A8/2-02	06361003025	A8/1-01	06370210018	A6/2-02	06370518007	A6/2-03	06400005010	A6/4-01	06490250000	D6/4-01
06360141025	A8/2-02	06361004***	A8/1-01	06370211018	A6/2-02	06370520007	A6/2-03	06400008010	A6/4-01	06490260000	D6/4-01
06360142025	A8/2-02	06361004025	A8/1-01	06370212018	A6/2-02	06390001010	A4/4-01	06400010010	A6/4-01	06490270000	D6/4-01
06360143025	A8/2-02	06361005***	A8/1-01	06370213018	A6/2-02	06390001018	A4/4-01	06400013010	A6/4-01	06490280000	D6/4-01
06360144025	A8/2-02	06361005025	A8/1-01	06370214018	A6/2-02	06390003010	A4/4-01	06400016010	A6/4-01	06490301004	D6/4-03
06360145025	A8/2-02	06361006***	A8/1-01	06370215018	A6/2-02	06390003018	A4/4-01	06400019010	A6/4-01	06490303086	D6/4-03
06360146025	A8/2-02	06361006025	A8/1-01	06370216018	A6/2-02	06390005010	A4/4-01	06400025010	A6/4-01	06490305001	D6/4-03
06360147025	A8/2-02	06361007***	A8/1-01	06370217018	A6/2-02	06390005018	A4/4-01	06400029010	A6/4-01	06490306001	D6/4-03
06360201013	A8/4-01	06361007025	A8/1-01	06370218018	A6/2-02	06390007010	A4/4-01	06400032010	A6/4-01	06490310002	D6/4-03
06360202013	A8/4-01	06361008***	A8/1-01	06370219018	A6/2-02	06390007018	A4/4-01	06400038010	A6/4-01	06490311002	D6/4-03
06360203013	A8/4-01	06361008025	A8/1-01	06370220018	A6/2-02	06390008010	A4/4-01	06400050010	A6/4-01	06490315007	D6/4-03
06360204013	A8/4-01	06361101000	A8/1-01	06370301007	A6/2-03	06390008018	A4/4-01	06400105010	A6/4-01	06490316007	D6/4-03
06360205013	A8/4-01	06361102000	A8/1-01	06370302007	A6/2-03	06390009010	A4/4-01	06400108010	A6/4-01	06490320010	D6/4-03
06360206013	A8/4-01	06361103000	A8/1-01	06370303007	A6/2-03	06390009018	A4/4-01	06400110010	A6/4-01	06490321010	D6/4-03
06360207013	A8/4-01	06361104000	A8/1-01	06370304007	A6/2-03	06390010010	A4/4-01	06400113010	A6/4-01	06490330013	D6/4-03
06360208013	A8/4-01	06361105000	A8/1-01	06370305007	A6/2-03	06390010018	A4/4-01	06400116010	A6/4-01	06490331013	D6/4-03
06360210010	A8/4-01	06361200000	A8/1-01	06370306007	A6/2-03	06390011010	A4/4-01	06400119010	A6/4-01	06490810000	D6/4-02
06360211010	A8/4-01	06370001000	A6/3-01	06370307007	A6/2-03	06390011018	A4/4-01	06400125010	A6/4-01	06490820000	D6/4-02
06360212010	A8/4-01	06370002000	A6/3-01	06370308007	A6/2-03	06390013010	A4/4-01	06400129010	A6/4-01	06500201000	C3/1-02
06360213010	A8/4-01	06370003000	A6/3-01	06370309007	A6/2-03	06390013018	A4/4-01	06400132010	A6/4-01	06500202000	C3/1-02
06360214010	A8/4-01	06370004000	A6/3-01	06370310007	A6/2-03	06390014010	A4/4-01	06400138010	A6/4-01	06500203000	C3/1-02
06360215010	A8/4-01	06370005000	A6/3-01	06370311007	A6/2-03	06390014018	A4/4-01	06400150010	A6/4-01	06500204000	C3/1-02
06360230013	A8/4-01	06370006000	A6/3-01	06370312007	A6/2-03	06390015010	A4/4-01	06420020002	B7/5-02	06500205000	C3/1-02
06360231013	A8/4-01	06370007000	A6/3-01	06370313007	A6/2-03	06390015018	A4/4-01	06420025007	B7/5-02	06500206000	C3/1-02
06360232013	A8/4-01	06370008000	A6/3-01	06370314007	A6/2-03	06390016010	A4/4-01	06420030010	B7/5-02	06510001***	A22/31-01
06360233013	A8/4-01	06370009000	A6/3-01	06370315007	A6/2-03	06390016018	A4/4-01	06420035013	B7/5-02	06510002018	A22/31-01
06360234013	A8/4-01	06370010000	A6/3-01	06370316007	A6/2-03	06390017010	A4/4-01	06420106005	B7/5-02	06550001000	A22/20-01



Repertory of SES-STERLING products

List classified by art.No.



Art. No.	Page	Art. No.	Page	Art. No.	Page	Art. No.	Page	Art. No.	Page	Art. No.	Page
06630003000	D6/1-01	06630940000	D6/1-02	07100142000	D6/5-02	07380033004	B12/1-03	07380601***	B12/11-01	07390033***	A4/6-01
06630004000	D6/1-01	06630954000	D6/1-02	07100143000	D6/5-02	07380034001	B12/1-03	07380601000A	B12/11-01	07390033***	A4/6-01
06630005000	D6/1-01	06630955000	D6/1-02	07100151000	D6/5-02	07380034004	B12/1-03	07380606000	B12/11-01	07390033010	A4/6-01
06630013000	D6/1-01	06630960000	D6/1-01	07100152000	D6/5-02	07380035001	B12/1-03	07380607000	B12/11-01	07390034010	A4/6-01
06630020000	D6/1-01	06630961000	D6/1-01	07100153000	D6/5-02	07380035004	B12/1-03	07380902000	B12/9-03	07390034010	A4/6-01
06630021000	D6/1-01	06630962000	D6/1-01	07100154000	D6/5-02	07380036000	B12/1-03	07390001***	A4/6-01	07390035010	A4/6-01
06630025000	D6/1-01	06630970000	D6/1-01	07100161000	D6/5-02	07380040000	B12/1-04	07390001010	A4/6-01	07390035010	A4/6-01
06630030000	D6/1-01	06630971000	D6/1-01	07100162000	D6/5-02	07380111004ALP	B12/8-01	07390002***	A4/6-01	07390036***	A4/6-01
06630033000	D6/1-01	06630972000	D6/1-01	07100163000	D6/5-02	07380111004NUM	B12/8-01	07390002010	A4/6-01	07390036***	A4/6-01
06630035000	D6/1-01	06630973000	D6/1-01	07100164000	D6/5-02	07380131011	B12/1-01	07390003***	A4/6-01	07390036010	A4/6-01
06630041000	D6/1-02	06630974000	D6/1-01	07100171000	D6/5-02	07380132011	B12/8-02	07390003010	A4/6-01	07390059010	A4/6-02
06630042000	D6/1-02	06630975000	D6/1-01	07100172000	D6/5-02	07380134011	B12/1-01	07390004***	A4/6-01	07390060***	A4/6-02
06630047000	D6/1-02	06630976000	D6/1-01	07100181000	D6/5-02	07380135011	B12/8-02	07390004010	A4/6-01	07390061010	A4/6-02
06630050000	D6/1-02	06630977000	D6/1-01	07100182000	D6/5-02	07380136011	B12/1-02	07390005***	A4/6-01	07390062010	A4/6-02
06630053000	D6/1-02	06630978000	D6/1-02	07100183000	D6/5-02	07380137011	B12/1-02	07390005010	A4/6-01	07390071010	A4/6-02
06630100000	D6/1-03	06630979000	D6/1-02	07100184000	D6/5-02	07380138011	B12/1-02	07390006***	A4/6-01	07390072010	A4/6-02
06630101000	D6/1-03	06630980000	D6/1-02	07100191000	D6/5-02	07380139011	B12/1-02	07390006010	A4/6-01	07390073010	A4/6-02
06630102000	D6/1-03	06630983000	D6/1-01	07100192000	D6/5-02	07380140011	B12/1-02	07390007***	A4/6-01	07390074010	A4/6-02
06630103000	D6/1-03	06630988000	D6/1-01	07100193000	D6/5-02	07380144011	B12/1-01	07390007010	A4/6-01	07390075010	A4/6-02
06630149000	D6/1-02	06840054000	A21/3-01	07100201000	D6/5-02	07380145011	B12/1-01	07390008***	A4/6-01	07390083010	A4/6-02
06630152000	D6/1-02	06840054000	A21/3-01	07100202000	D6/5-02	07380146011	B12/1-01	07390008010	A4/6-01	07390084010	A4/6-02
06630153000	D6/1-02	06860210010	C10/5-01	07100203000	D6/5-02	07380147011	B12/1-01	07390009***	A4/6-01	07390085010	A4/6-02
06630154000	D6/1-02	06860220010	C10/5-01	07100211000	D6/5-02	07380148011	B12/1-01	07390009010	A4/6-01	07390086010	A4/6-02
06630155000	D6/1-02	06860230010	C10/5-01	07100212000	D6/5-02	07380151000	B12/8-02	07390010***	A4/6-01	07390087010	A4/6-02
06630156000	D6/1-02	06860240010	C10/5-01	07100213000	D6/5-02	07380162001	B12/8-02	07390010010	A4/6-01	07390088010	A4/6-02
06630157000	D6/1-02	06860250010	C10/5-01	07100214000	D6/5-02	07380162010	B12/8-02	07390011***	A4/6-01	07390108010	A4/6-02
06630158000	D6/1-02	06860260010	C10/5-01	07100503000	D5/5-01	07380165000	B12/8-02	07390011010	A4/6-01	07390109010	A4/6-02
06630159000	D6/1-02	06860550000	C16/1-01	07100504000	D5/5-01	07380201000	B12/9-03	07390012***	A4/6-01	07390110010	A4/6-02
06630160000	D6/1-02	06860600000	C16/1-02	07100506000	D5/5-01	07380205000	B12/9-03	07390012010	A4/6-01	07390111010	A4/6-02
06630161000	D6/1-02	06860610000	C16/1-02	07100510000	D5/6-03	07380211***	B12/9-01	07390012013	A4/6-01	07390112010	A4/6-02
06630162000	D6/1-02	06860750000	C16/1-01	07100512000	D5/6-03	07380221001	B12/9-02	07390013***	A4/6-01	07390113010	A4/6-02
06630163000	D6/1-02	07040001000	B9/3-01	07100560000	D5/5-02	07380221002	B12/9-02	07390013010	A4/6-01	07390114010	A4/6-02
06630164000	D6/1-02	07060010000	B2/7-02	07110001013	C10/5-01	07380221004	B12/9-02	07390014010	A4/6-01	07390115010	A4/6-02
06630180000	D6/1-02	07060011000	B1/10-01	07110010000	C10/20-01	07380221007	B12/9-02	07390015010	A4/6-01	07390117010	A4/6-02
06630181000	D6/1-02	07070001000	A1/4-01	07110020000	C10/20-01	07380231000	B12/9-02	07390016***	A4/6-01	07390118010	A4/6-02
06630200000	D6/1-03	07100001000	D6/5-01	07110030000	C10/20-01	07380236001	B12/9-02	07390016010	A4/6-01	07390165010	A4/6-02
06630201000	D6/1-03	07100004000	D6/5-01	07110031000	C10/20-01	07380236010	B12/9-02	07390021***	A4/6-01	07390166010	A4/6-02
06630202000	D6/1-03	07100007000	D6/5-01	07110032000	C10/20-01	07380302000	B12/10-02	07390021***	A4/6-01	07390210***	A4/6-01
06630220000	D6/1-04	07100009000	D6/5-01	07110033000	C10/20-01	07380311***	B12/10-01	07390021010	A4/6-01	07390220***	A4/6-01
06630221000	D6/1-04	07100012000	D6/5-01	07110034000	C10/20-01	07380311000ALP	B12/10-01	07390022***	A4/6-01	07390230***	A4/6-01
06630222000	D6/1-04	07100014000	D6/5-01	07250010000	D5/6-01	07380311000NUM	B12/10-01	07390022***	A4/6-01	07390240***	A4/6-01
06630223000	D6/1-04	07100017000	D6/5-01	07250020000	D5/6-01	07380321000	B12/10-01	07390022002	A4/6-01	07390250***	A4/6-01
06630300000	D6/1-03	07100019000	D6/5-01	07250030000	D5/6-01	07380345000	B12/10-02	07390022002	A4/6-01	07390260***	A4/6-01
06630302000	D6/1-03	07100022000	D6/5-01	07250060000	D5/6-01	07380346000	B12/10-02	07390022010	A4/6-01	07390270***	A4/6-01
06630304000	D6/1-03	07100023000	D6/5-01	07360010000	B4/1-01	07380347000	B12/10-02	07390023***	A4/6-01	07390275***	A4/6-01
06630310000	D6/1-03	07100025000	D6/5-01	07360020000	B4/1-01	07380348000	B12/10-02	07390023***	A4/6-01	07390280***	A4/6-01
06630311000	D6/1-03	07100026000	D6/5-01	07360030000	B4/1-01	07380349000	B12/10-02	07390023010	A4/6-01	07390290***	A4/6-01
06630312000	D6/1-03	07100027000	D6/5-01	07360040000	B4/1-01	07380350000	B12/10-02	07390024***	A4/6-01	07390301000	A4/6-02
06630600000	D6/3-01	07100028000	D6/5-01	07360110000	B4/1-01	07380351000	B12/10-02	07390024***	A4/6-01	07390311***	A4/6-02
06630601000	D6/3-01	07100029000	D6/5-01	07360120***	B4/1-01	07380352000	B12/10-02	07390024010	A4/6-01	07390320***	A4/6-02
06630602000	D6/3-01	07100030000	D6/5-01	07360130***	B4/1-01	07380353000	B12/10-02	07390025***	A4/6-01	07390331***	A4/6-02
06630603000	D6/3-01	07100031000	D6/5-01	07370011***	B8/3-02	07380354000	B12/10-02	07390025010	A4/6-01	07390340***	A4/6-02
06630604000	D6/3-01	07100032000	D6/5-01	07370012***	B8/3-02	07380355000	B12/10-02	07390026***	A4/6-01	07390350***	A4/6-02
06630609000	D6/3-01	07100033000	D6/5-01	07370013***	B8/3-02	07380400000	B12/1-02	07390026010	A4/6-01	07390360***	A4/6-02
06630610000	D6/3-01	07100035000	D6/5-01	07370014***	B8/3-02	07380401000	B12/1-02	07390027***	A4/6-01	07390370***	A4/6-02
06630611000	D6/3-01	07100036000	D6/5-01	07370021***	B8/3-02	07380420000	B12/1-02	07390027010	A4/6-01	07390404001	A4/6-03
06630701000	D6/1-04	07100037000	D6/5-01	07370022***	B8/3-02	07380421000	B12/1-02	07390028***	A4/6-01	07390404004	A4/6-03
06630702000	D6/1-04	07100101000	D6/5-02	07370023***	B8/3-02	07380422000	B12/1-02	07390028010	A4/6-01	07390405001	A4/6-03
06630703000	D6/1-04	07100102000	D6/5-02	07370024***	B8/3-02	07380423000	B12/1-02	07390029***	A4/6-01	07390405004	A4/6-03
06630704000	D6/1-04	07100111000	D6/5-02	07380028001	B12/1-03	07380424000	B12/1-02	07390029010	A4/6-01	07390406001	A4/6-03
06630801000	D6/1-03	07100112000	D6/5-02	07380028004	B12/1-03	07380425000	B12/1-02	07390030***	A4/6-01	07390406004	A4/6-03
06630802000	D6/1-03	07100121000	D6/5-02	07380030001	B12/1-03	07380500***	B12/1-4	07390030010	A4/6-01	07390407001	A4/6-03
06630804000	D6/1-03	07100122000	D6/5-02	07380030004	B12/1-03	07380501001	B12/1-04	07390031***	A4/6-01	07390407004	A4/6-03
06630813000	D6/1-03	07100123000	D6/5-02	07380031001	B12/1-03	07380501002	B12/1-04	07390031***	A4/6-01	07390408001	A4/6-03
06630914000	D6/1-01	07100131000	D6/5-02	07380031004	B12/1-03	07380501003	B12/1-04	07390031010	A4/6-01	07390408004	A4/6-03
06630915000	D6/1-01	07100132000	D6/5-02	07380032001	B12/1-03	07380501004	B12/1-04	07390032***	A4/6-01	07390409001	A4/6-03
06630936000	D6/1-01	07100133000	D6/5-02	07380032004	B12/1-03	07380501007	B12/1-04	07390032***	A4/6-01	07390409004	A4/6-03
06630937000	D6/1-01	07100141000	D6/5-02	07380033001	B12/1-03	07380501010	B12/1-04	07390032010	A4/6-01	07390410001	A4/6-03

Repertory of SES-STERLING products

List classified by art.No.



Art. No.	Page	Art. No.	Page	Art. No.	Page	Art. No.	Page	Art. No.	Page	Art. No.	Page
07390410004	A4/6-03	07410212010	A7/2-01	07470093010	A4/20-02	08010018010	A3/1-01	08010655010	A3/8-02	08190008001	A5/1-01
07390411001	A4/6-03	07410216010	A7/2-01	07470094010	A4/20-02	08010020010	A3/1-01	08010656010	A3/8-02	08190009001	A5/1-01
07390411004	A4/6-03	07410217010	A7/2-01	07470095010	A4/20-02	08010022010	A3/1-01	08010657010	A3/8-02	08190010010	A5/1-02
07390423***	A4/6-04	07410381010	A7/2-01	07470096010	A4/20-02	08010024010	A3/1-01	08010658010	A3/8-02	08190011010	A5/1-02
07390424***	A4/6-04	07410382010	A7/2-01	07470140060	A4/11-01	08010025010	A3/1-01	08010659010	A3/8-02	08190012010	A5/1-02
07390425***	A4/6-04	07410386010	A7/2-01	07470141060	A4/11-01	08010026010	A3/1-01	08010660010	A3/8-02	08190013***	A5/1-01
07390426***	A4/6-04	07410405010	A7/2-01	07470142060	A4/11-01	08010027010	A3/1-01	08010662010	A3/8-02	08190014***	A5/1-01
07390433***	A4/6-04	07410406010	A7/2-01	07470143060	A4/11-01	08010028010	A3/1-01	08010664010	A3/8-02	08190015***	A5/1-01
07390433***	A4/6-04	07410407010	A7/2-01	07470144060	A4/11-01	08010029010	A3/1-01	08030001011	A3/7-01	08190016010	A5/1-02
07390434***	A4/6-04	07470010***	A4/7-01	07470145060	A4/11-01	08010030010	A3/1-01	08030003011	A3/7-01	08190017010	A5/1-02
07390434***	A4/6-04	07470010***	A4/7-01	07470146060	A4/11-01	08010031010	A3/1-01	08030005011	A3/7-01	08190018010	A5/1-02
07390435***	A4/6-04	07470011***	A4/7-01	07470147060	A4/11-01	08010032010	A3/1-01	08030006011	A3/7-01	08190019001	A5/1-02
07390435***	A4/6-04	07470011***	A4/7-01	07470160060	A4/11-01	08010033010	A3/1-01	08030007011	A3/7-01	08190020001	A5/1-02
07390436***	A4/6-04	07470012***	A4/7-01	07470161060	A4/11-01	08010034***	A3/1-01	08030008011	A3/7-01	08190021018	A5/1-01
07390436***	A4/6-04	07470012***	A4/7-01	07470162060	A4/11-01	08010035010	A3/1-01	08030010011	A3/7-01	08190022010	A5/1-01
07400001010	A7/1-02	07470013***	A4/7-01	07470163060	A4/11-01	08010036010	A3/1-01	08030012011	A3/7-01	08190023001	A5/1-01
07400002010	A7/1-02	07470013***	A4/7-01	07470164060	A4/11-01	08010301***	A3/1-02	08030023011	A3/7-01	08190024***	A5/1-01
07400003010	A7/1-02	07470014***	A4/7-01	07470165060	A4/11-01	08010302***	A3/1-02	08060041006	C6/3-01	08190025***	A5/1-01
07400004010	A7/1-02	07470014***	A4/7-01	07470166060	A4/11-01	08010303***	A3/1-02	08060041013	C6/3-01	08190026***	A5/1-01
07400005010	A7/1-02	07470015***	A4/7-01	07470170060	A4/11-01	08010304***	A3/1-02	08060041030	C6/3-01	08190029010	A5/1-01
07400006010	A7/1-02	07470015***	A4/7-01	07470171060	A4/11-01	08010305***	A3/1-02	08060042013	C6/3-01	08190029018	A5/1-01
07400007010	A7/1-02	07470016***	A4/7-01	07470172060	A4/11-01	08010306***	A3/1-02	08060043006	C6/3-01	08190031018	A5/2-01
07400008010	A7/1-02	07470016***	A4/7-01	07470173060	A4/11-01	08010307***	A3/1-02	08060043013	C6/3-01	08190032018	A5/2-01
07400011003	A7/1-02	07470017***	A4/7-01	07470174060	A4/11-01	08010308***	A3/1-02	08060043030	C6/3-01	08190033018	A5/2-01
07400012003	A7/1-02	07470017***	A4/7-01	07470175060	A4/11-01	08010309***	A3/1-02	08060044006	C6/3-01	08190034018	A5/2-01
07400013003	A7/1-02	07470018***	A4/7-01	07470176060	A4/11-01	08010310***	A3/1-02	08060044013	C6/3-01	08190035010	A5/1-04
07400014003	A7/1-02	07470030010	A4/7-01	07480001010	A4/2-01	08010311***	A3/1-02	08060044030	C6/3-01	08190036010	A5/1-04
07400015003	A7/1-02	07470031010	A4/7-01	07480002010	A4/2-01	08010312***	A3/1-02	08060045006	C6/3-01	08190037010	A5/1-04
07400016003	A7/1-02	07470032010	A4/7-01	07480003010	A4/2-01	08010313***	A3/1-02	08060045013	C6/3-01	08190041010	A5/2-01
07400017003	A7/1-02	07470033010	A4/7-01	07480004010	A4/2-01	08010314***	A3/1-02	08060045030	C6/3-01	08190042010	A5/2-01
07400018003	A7/1-02	07470034010	A4/7-01	07480005010	A4/2-01	08010316***	A3/1-02	08110001***	C9/1-01	08190043010	A5/2-01
07400021002	A7/1-02	07470035010	A4/7-01	07480006010	A4/2-01	08010318***	A3/1-01	08110002***	C9/1-01	08190044010	A5/2-01
07400022002	A7/1-02	07470036010	A4/7-01	07480007010	A4/2-01	08010320***	A3/1-01	08110003***	C9/1-01	08190082093	A5/1-03
07400023002	A7/1-02	07470037010	A4/7-01	07480008010	A4/2-01	08010322***	A3/1-01	08110005***	C9/1-01	08190083093	A5/1-03
07400024002	A7/1-02	07470050***	A4/7-01	07480009010	A4/2-01	08010324***	A3/1-01	08140001011	B12/4-01	08190101001	A5/1-02
07400025002	A7/1-02	07470050010	A4/7-01	07480010010	A4/2-01	08010325***	A3/1-01	08170001010	A3/5-01	08200001***	A5/3-01
07400026002	A7/1-02	07470051***	A4/7-01	07480011010	A4/2-01	08010326***	A3/1-01	08170002010	A3/5-01	08200002***	A5/3-01
07400027002	A7/1-02	07470051010	A4/7-01	07480012010	A4/2-01	08010327***	A3/1-01	08170003010	A3/5-01	08200003***	A5/3-01
07400028002	A7/1-02	07470052***	A4/7-01	07480013010	A4/2-01	08010328***	A3/1-01	08170004010	A3/5-01	08200004***	A5/3-01
07400031013	A7/1-02	07470052010	A4/7-01	07480014010	A4/2-01	08010329***	A3/1-01	08170005010	A3/5-01	08200005***	A5/3-01
07400032013	A7/1-02	07470053***	A4/7-01	07480015010	A4/2-01	08010330***	A3/1-01	08170006010	A3/5-01	08200012***	A5/3-01
07400033013	A7/1-02	07470053010	A4/7-01	07480016010	A4/2-01	08010331***	A3/1-01	08170007010	A3/5-01	08200013***	A5/3-01
07400034013	A7/1-02	07470054***	A4/7-01	07480017010	A4/2-01	08010332***	A3/1-01	08170008010	A3/5-01	08200014***	A5/3-01
07400035013	A7/1-02	07470054010	A4/7-01	07490001010	A4/20-03	08010333***	A3/1-01	08170009010	A3/5-01	08200101000	A5/3-01
07400036013	A7/1-02	07470055***	A4/7-01	07490002010	A4/20-03	08010334***	A3/1-02	08170010010	A3/5-01	08200102000	A5/3-01
07400037013	A7/1-02	07470055010	A4/7-01	07490003010	A4/20-03	08010402***	A3/8-01	08170011010	A3/5-01	08200103000	A5/3-01
07400038013	A7/1-02	07470056***	A4/7-01	07490004010	A4/20-03	08010402010	A3/8-01	08170012010	A3/5-01	08200105000	A5/3-01
07410001010	A7/2-01	07470056010	A4/7-01	07490005010	A4/20-03	08010403010	A3/8-01	08170014010	A3/5-01	08210005004	C9/1-01
07410002010	A7/2-01	07470057***	A4/7-01	07490006010	A4/20-03	08010404010	A3/8-01	08180001011	A3/5-01	08210006004	C9/1-01
07410003010	A7/2-01	07470057010	A4/7-01	07490007010	A4/20-03	08010405010	A3/8-01	08180002011	A3/5-01	08210007004	C9/1-01
07410005010	A7/2-01	07470070010	A4/20-01	07490008010	A4/20-03	08010406***	A3/8-01	08180003011	A3/5-01	08210020***	C13/20-01
07410007010	A7/2-01	07470070011	A4/20-01	07490009010	A4/20-03	08010406010	A3/8-01	08180004011	A3/5-01	08210021***	C13/20-01
07410009010	A7/2-01	07470071010	A4/20-01	07490010010	A4/20-03	08010407010	A3/8-01	08180005011	A3/5-01	08210022***	C13/20-01
07410011010	A7/2-01	07470071011	A4/20-01	08010001***	A3/1-01	08010408010	A3/8-01	08180006011	A3/5-01	08211010010	C13/20-01
07410012010	A7/2-01	07470072010	A4/20-01	08010002***	A3/1-01	08010409010	A3/8-01	08180007011	A3/5-01	08211020010	C13/20-01
07410013010	A7/2-01	07470072011	A4/20-01	08010003***	A3/1-01	08010410***	A3/8-01	08180008011	A3/5-01	08220006***	A4/1-01
07410022010	A7/2-01	07470073010	A4/20-01	08010004***	A3/1-01	08010410010	A3/8-01	08180009011	A3/5-01	08220006***	A4/1-01
07410023010	A7/2-01	07470073011	A4/20-01	08010005***	A3/1-01	08010412010	A3/8-01	08180012011	A3/5-01	08220006***	A4/1-01
07410025010	A7/2-01	07470074010	A4/20-01	08010006***	A3/1-01	08010414010	A3/8-01	08190001018	A5/1-01	08220006***	A4/1-01
07410027010	A7/2-01	07470074011	A4/20-01	08010007***	A3/1-01	08010416010	A3/8-01	08190002018	A5/1-01	08220006***	A4/1-01
07410029010	A7/2-01	07470075010	A4/20-01	08010008***	A3/1-01	08010418010	A3/8-01	08190003018	A5/1-01	08220007***	A4/1-01
07410030010	A7/2-01	07470075011	A4/20-01	08010009***	A3/1-01	08010420010	A3/8-01	08190004010	A5/1-01	08220007***	A4/1-01
07410201010	A7/2-01	07470076010	A4/20-01	08010010***	A3/1-01	08010422010	A3/8-01	08190004013	A5/1-01	08220007***	A4/1-01
07410203010	A7/2-01	07470076011	A4/20-01	08010011***	A3/1-01	08010424010	A3/8-01	08190005010	A5/1-01	08220007***	A4/1-01
07410204010	A7/2-01	07470077010	A4/20-01	08010012***	A3/1-01	08010426010	A3/8-01	08190005013	A5/1-01	08220007***	A4/1-01
07410207010	A7/2-01	07470090010	A4/20-02	08010013***	A3/1-01	08010652010	A3/8-02	08190006010	A5/1-01	08220008***	A4/1-01
07410209010	A7/2-01	07470091010	A4/20-02	08010014***	A3/1-01	08010653010	A3/8-02	08190006013	A5/1-01	08220008***	A4/1-01
07410211010	A7/2-01	07470092010	A4/20-02	08010015***	A3/1-01	08010654010	A3/8-02	08190007001	A5/1-01	08220008***	A4/1-01



Repertory of SES-STERLING products

List classified by art.No.



Art. No.	Page	Art. No.	Page	Art. No.	Page	Art. No.	Page	Art. No.	Page	Art. No.	Page
08220008***	A4/1-01	08260022018	A23/1-01	08390145013	C1/1-01	08430924049	C6/4-01	08450276013	C1/3-01	08460921001	C4/6-01
08220008***	A4/1-01	08260023018	A23/1-01	08390146013	C1/1-01	08450031010	C1/2-01	08450286010	C1/2-01	08460931001	C4/6-01
08220009***	A4/1-01	08260024018	A23/1-01	08390146083	C1/1-05	08450031013	C1/2-01	08450286013	C1/2-01	08460941001	C4/6-01
08220009***	A4/1-01	08260025018	A23/1-01	08390151013	C1/1-01	08450041010	C1/2-01	08450296010	C1/2-01	08460951001	C4/6-01
08220009***	A4/1-01	08260031001	A23/1-01	08390151083	C1/1-05	08450041013	C1/2-01	08450296013	C1/2-01	08470020013	C6/1-01
08220009***	A4/1-01	08260032001	A23/1-01	08390152013	C1/1-01	08450046010	C1/2-05	08450630010	C1/2-01	08470025013	C6/1-01
08220010***	A4/1-01	08260033001	A23/1-01	08390152083	C1/1-05	08450046013	C1/2-05	08450630013	C1/2-01	08470030013	C6/1-01
08220010***	A4/1-01	08260034001	A23/1-01	08390153013	C1/1-01	08450051010	C1/2-01	08450637010	C1/2-01	08470035013	C6/1-01
08220010***	A4/1-01	08260035001	A23/1-01	08390153083	C1/1-05	08450051013	C1/2-01	08450637013	C1/2-01	08470040013	C6/1-01
08220010***	A4/1-01	08260041018	A23/1-01	08390154013	C1/1-01	08450056010	C1/2-05	08450640010	C1/2-01	08470120013	C6/1-01
08220011***	A4/1-01	08260051018	A23/1-01	08390154083	C1/1-05	08450056013	C1/2-05	08450640013	C1/2-01	08470125013	C6/1-01
08220011***	A4/1-01	08260060010	A23/1-02	08390155013	C1/1-01	08450061010	C1/2-01	08450645010	C1/2-01	08470130013	C6/1-01
08220011***	A4/1-01	08340001060	A4/1-03	08390156013	C1/1-01	08450061013	C1/2-01	08450645013	C1/2-01	08470135013	C6/1-01
08220011***	A4/1-01	08340002060	A4/1-03	08390157013	C1/1-01	08450066010	C1/2-05	08450650010	C1/2-01	08470140013	C6/1-01
08220021***	A4/1-01	08340003060	A4/1-03	08390157083	C1/1-05	08450066013	C1/2-05	08450650013	C1/2-01	08480031013	C1/2-03
08220021***	A4/1-01	08340004060	A4/1-03	08390161013	C1/1-01	08450131010	C1/2-01	08450655010	C1/2-01	08480041013	C1/2-03
08220021***	A4/1-01	08340005060	A4/1-03	08390161083	C1/1-05	08450131013	C1/2-01	08450655013	C1/2-01	08480051013	C1/2-03
08220021***	A4/1-01	08340006060	A4/1-03	08390162013	C1/1-01	08450136010	C1/2-05	08450665010	C1/2-01	08480053013	C1/2-03
08220021***	A4/1-01	08340007060	A4/1-03	08390162083	C1/1-05	08450136013	C1/2-05	08450665013	C1/2-01	08480131013	C1/2-03
08220022***	A4/1-01	08340008060	A4/1-03	08390163013	C1/1-01	08450141010	C1/2-01	08450713013	C1/5-01	08480141013	C1/2-03
08220022***	A4/1-01	08340009060	A4/1-03	08390163083	C1/1-05	08450141013	C1/2-01	08450714013	C1/5-01	08480151013	C1/2-03
08220022***	A4/1-01	08350001060	A4/1-03	08390164013	C1/1-01	08450146010	C1/2-05	08450715013	C1/5-01	08480152013	C1/2-03
08220022***	A4/1-01	08350002060	A4/1-03	08390164083	C1/1-05	08450146013	C1/2-05	08450716013	C1/5-01	08480153013	C1/2-03
08220022***	A4/1-01	08350003060	A4/1-03	08390165013	C1/1-01	08450151010	C1/2-01	08450901010	C3/1-01	08480211013	C1/2-03
08220023***	A4/1-01	08350004060	A4/1-03	08390165083	C1/1-05	08450151013	C1/2-01	08450902010	C3/1-02	08480221013	C1/2-03
08220023***	A4/1-01	08370001060	A3/3-01	08390166013	C1/1-01	08450152010	C1/2-01	08450910018	C3/6-01	08480231013	C1/2-03
08220023***	A4/1-01	08370002060	A3/3-01	08390166083	C1/1-05	08450152013	C1/2-01	08450911018	C3/6-01	08480241013	C1/2-03
08220023***	A4/1-01	08370003060	A3/3-01	08390167013	C1/1-01	08450153010	C1/2-01	08450912018	C3/6-01	08480251013	C1/2-03
08220023***	A4/1-01	08370004060	A3/3-01	08390167083	C1/1-05	08450153013	C1/2-01	08450913018	C3/6-01	08480261013	C1/2-03
08220024***	A4/1-01	08370005060	A3/3-01	08390170013	C1/1-01	08450154010	C1/2-01	08450915010	C3/5-01	08480331013	C2/2-02
08220024***	A4/1-01	08370006060	A3/3-01	08390171013	C1/1-01	08450154013	C1/2-01	08450916010	C3/5-01	08480341013	C2/2-02
08220024***	A4/1-01	08370007060	A3/3-01	08390172013	C1/1-01	08450166010	C1/2-05	08450917013	C3/5-01	08480351013	C2/2-02
08220024***	A4/1-01	08370008060	A3/3-01	08390172083	C1/1-05	08450166013	C1/2-05	08450918013	C3/5-01	08480431013	C2/2-02
08220024***	A4/1-01	08370010060	A3/3-01	08390173013	C1/1-01	08450167010	C1/2-05	08450920013	C3/6-01	08480441013	C2/2-02
08220025***	A4/1-01	08390031013	C2/1-01	08390173083	C1/1-05	08450167013	C1/2-05	08450930013	C3/5-03	08480451013	C2/2-02
08220025***	A4/1-01	08390032013	C2/1-01	08390174013	C1/1-01	08450168010	C1/2-05	08450931013	C3/5-03	08480452013	C2/2-02
08220025***	A4/1-01	08390041013	C2/1-01	08390174083	C1/1-05	08450168013	C1/2-05	08450932013	C3/5-03	08480453013	C2/2-02
08220025***	A4/1-01	08390042013	C2/1-01	08390175013	C1/1-01	08450169010	C1/2-05	08450933013	C3/5-03	08480511013	C2/2-02
08220025***	A4/1-01	08390043013	C2/1-01	08390490013	C1/1-01	08450169013	C1/2-05	08450934013	C3/5-03	08480521013	C2/2-02
08220026010	A4/1-01	08390044013	C2/1-01	08390500013	C1/1-01	08450211010	C1/2-01	08450935013	C3/5-03	08480531013	C2/2-02
08220026010	A4/1-01	08390045013	C2/1-01	08390500083	C1/1-05	08450211013	C1/2-01	08451630011	C1/6-01	08480541013	C2/2-02
08220026010	A4/1-01	08390051013	C2/1-01	08390505013	C1/1-01	08450216010	C1/2-05	08451637011	C1/6-01	08480551013	C2/2-02
08220026011	A4/1-01	08390052013	C2/1-01	08390505083	C1/1-05	08450216013	C1/2-05	08451640011	C1/6-01	08480561013	C2/2-02
08220026011	A4/1-01	08390053013	C2/1-01	08390510013	C1/1-01	08450221010	C1/2-01	08451645011	C1/6-01	08480640013	C1/2-03
08220026011	A4/1-01	08390054013	C2/1-01	08390510083	C1/1-05	08450221013	C1/2-01	08451650011	C1/6-01	08480645013	C1/2-03
08220027010	A4/1-01	08390055013	C2/1-01	08390520013	C1/1-01	08450226010	C1/2-05	08451655011	C1/6-01	08480650013	C1/2-03
08220027010	A4/1-01	08390056013	C2/1-01	08390520083	C1/1-05	08450226013	C1/2-05	08451665011	C1/6-01	08480655013	C1/2-03
08220027010	A4/1-01	08390061013	C2/1-01	08390530013	C1/1-01	08450231010	C1/2-01	08460125030	C4/1-01	08480660013	C1/2-03
08220027011	A4/1-01	08390062013	C2/1-01	08390530083	C1/1-05	08450231013	C1/2-01	08460501010	C4/5-01	08480665013	C1/2-03
08220027011	A4/1-01	08390063013	C2/1-01	08390540013	C1/1-01	08450236010	C1/2-05	08460511010	C4/5-01	08500033025	C2/1-02
08220027011	A4/1-01	08390064013	C2/1-01	08390540083	C1/1-05	08450236013	C1/2-05	08460521010	C4/5-01	08500042025	C2/1-02
08220028010	A4/1-01	08390065013	C2/1-01	08390550013	C1/1-01	08450241010	C1/2-01	08460570***	C4/1-01	08500043025	C2/1-02
08220028010	A4/1-01	08390066013	C2/1-01	08390550083	C1/1-05	08450241013	C1/2-01	08460570013	C4/1-01	08500052025	C2/1-02
08220028010	A4/1-01	08390071013	C2/1-01	08390560013	C1/1-01	08450246010	C1/2-05	08460580***	C4/1-01	08500062025	C2/1-02
08220028011	A4/1-01	08390072013	C2/1-01	08391500011	C1/6-01	08450246013	C1/2-05	08460580013	C4/1-01	08500100025	C3/5-02
08220028011	A4/1-01	08390073013	C2/1-01	08391505011	C1/6-01	08450251010	C1/2-01	08460590***	C4/1-01	08500133025	C1/1-03
08220028011	A4/1-01	08390074013	C2/1-01	08391510011	C1/6-01	08450251013	C1/2-01	08460590013	C4/1-01	08500141025	C1/1-03
08260001018	A23/1-01	08390100013	C3/5-02	08391520011	C1/6-01	08450256010	C1/2-05	08460610013	C4/1-01	08500142025	C1/1-03
08260002018	A23/1-01	08390111013	C1/1-01	08391530011	C1/6-01	08450256013	C1/2-05	08460610082	C4/1-01	08500143025	C1/1-03
08260003018	A23/1-01	08390131013	C1/1-01	08391540011	C1/6-01	08450261010	C1/2-01	08460620***	C4/1-01	08500144025	C1/1-03
08260004018	A23/1-01	08390131083	C1/1-05	08391550011	C1/6-01	08450261013	C1/2-01	08460620013	C4/1-01	08500151025	C1/1-03
08260005018	A23/1-01	08390132013	C1/1-01	08391560011	C1/6-01	08450266010	C1/2-05	08460635***	C4/1-01	08500152025	C1/1-03
08260011001	A23/1-01	08390141013	C1/1-01	08430010049	C6/4-01	08450266013	C1/2-05	08460635013	C4/1-01	08500153025	C1/1-03
08260012001	A23/1-01	08390141083	C1/1-05	08430020***	C6/4-01	08450268010	C1/2-01	08460650***	C4/1-01	08500154025	C1/1-03
08260013001	A23/1-01	08390142013	C1/1-01	08430911025	C6/4-01	08450268013	C1/2-01	08460650013	C4/1-01	08500161025	C1/1-03
08260014001	A23/1-01	08390142083	C1/1-05	08430921025	C6/4-01	08450269010	C1/2-01	08460755013	C4/1-01	08500162025	C1/1-03
08260015001	A23/1-01	08390143013	C1/1-01	08430922025	C6/4-01	08450269013	C1/2-01	08460755082	C4/1-01	08500163025	C1/1-03
08260021018	A23/1-01	08390144013	C1/1-01	08430923018	C6/4-01	08450273013	C1/3-01	08460911001	C4/6-01	08500164025	C1/1-03

Repertory of SES-STERLING products

List classified by art.No.



Art. No.	Page
08500165025	C1/1-03
08500170025	C1/1-03
08500172025	C1/1-03
08500500025	C1/1-03
08500505025	C1/1-03
08500510025	C1/1-03
08500520025	C1/1-03
08500530025	C1/1-03
08500540025	C1/1-03

Delivery according to our general sales and delivery terms and conditions.
This General catalogue replaces previous General catalogues.

No responsibility for the correctness of product information.
Error and technical modifications excepted.

Conditions de vente
Se reporter à nos tarifs et barèmes de vente en vigueur.

Toutes les indications mentionnées sur le présent
catalogue (caractéristiques et cotes) sont susceptibles
de modifications ; elles ne peuvent donc constituer
un engagement de notre part.

*Die Lieferung erfolgt ausschließlich zu unseren
allgemeinen Verkaufs-und Lieferbedingungen.*

*Dieser Produktkatalog ersetzt alle vorhergehenden Produktkataloge.
Produktangaben ohne Gewähr,
Irrtümer und technische Änderungen vorbehalten.*



SES-STERLING [®]
www.ses-sterling.com

*Printed on certified
recycled paper*

