



# Integrated Architecture Recommended Literature

Controllers: Bulletin 1756, 1769, 5069

Drives: Bulletin 20G, 20J, 2198

I/O and Communication Modules: Bulletin 1715, 1756, 5069, 5094

Graphic Terminals: Bulletin 2711P, 2713P, 2715P

Software: Bulletin 9324

Topic	Page
Summary of Changes	2
Products Covered in this Publication	2
Logix 5000 Controllers Resources	3
Network and Communication Modules Resources	4
Instructions and Programming Resources	4
Security Resources	5
I/O Modules and Adapters Resources	6
Operator Interface Resources	7
Motion Resources	7
Drives Resources	8
Additional Resources	9

This publication contains links to some of the most common manuals for products that are typically included in a Logix 5000™ control system.

It also provides links to manuals that can help you:

- Implement an EtherNet/IP network.
- Develop a Logix controller-based safety system.
- Use Studio 5000 Logix Designer application to program your control system.
- Configure a motion solution.
- Configure and use Rockwell Automation products to improve the security of your automation system.

## Summary of Changes

This publication contains the following new or updated information. This list includes substantive updates only and is not intended to reflect all changes.

Topic	Page
Removed SoftLogix™ Controllers resources	2
Added Estimated Logix 5000 Controller Instruction Execution Times Reference Manual to Logix 5000 controllers resources	3
Added security resources that address considerations in the design and operation of industrial automation control system (IACS) with Rockwell Automation products	5
Added Studio 5000 Application Code Manager manuals to programming resources	5
Updated Compact 5000 I/O modules resources	6
Added Kinetix Servo Drives resources	8
Added PowerFlex 755T Drives resources	8

## Products Covered in this Publication

You can find common manuals for these products in this publication. You can view or download publications for other Allen-Bradley® products or FactoryTalk® software at [rok.auto/literature](http://rok.auto/literature).

### Controllers

- 1756 Series ControlLogix® Controllers, GuardLogix® Controllers, ControlLogix Redundancy Modules
- 5069 Series CompactLogix™ Controllers, Compact GuardLogix Controllers
- 1769 Series CompactLogix Controllers, Compact GuardLogix Controllers

### Drives

- Kinetix® 5100, 5500, and 5700 Servo Drives
- PowerFlex® 755T Drives with TotalFORCE® technology

### Studio 5000 Design Environment

- Studio 5000 Logix Designer® application
- Studio 5000® Application Code Manager

### I/O and Communication Modules

- 1756 ControlLogix I/O Modules and EtherNet/IP Communication Modules
- Compact 5000™ I/O Modules and EtherNet/IP Communication Modules
- FLEX 5000™ I/O Modules and EtherNet/IP Communication Modules
- 1715 Redundant I/O Modules
- EtherNet/IP Adapters

### Operator Interface

- PanelView™ 5510 and PanelView 5310 Terminals
- PanelView Plus 7 Standard and Performance Terminals

## Logix 5000 Controllers Resources

Reference and task-based information to help you install, configure, and operate Logix controllers.

### Selection and Specifications

- [1756-SG001](#), ControlLogix System Selection Guide
- [1756-TD001](#), ControlLogix and GuardLogix Controllers Technical Data Specifications
- [1769-SG001](#), CompactLogix System Selection Guide
- [5069-TD002](#), CompactLogix and Compact GuardLogix Technical Data Specifications

### Design Considerations

- [1756-RM094](#), Logix 5000 Controllers Design Considerations Reference Manual
- [LOGIX-RM002](#), Estimated Logix 5000 Controller Instruction Execution Times Reference Manual

### Manuals

- ControlLogix and GuardLogix controllers user manuals
  - [1756-UM543](#), ControlLogix 5580 and GuardLogix 5580 Controllers User Manual
  - [1756-UM022](#), GuardLogix 5570 Controllers User Manual
  - [1756-UM001](#), ControlLogix System User Manual (*for ControlLogix 5560 and ControlLogix 5570 controllers*)
  - [1756-UM535](#), ControlLogix Enhanced Redundancy User Manual
- CompactLogix and Compact GuardLogix controllers user manuals
  - [5069-UM002](#), CompactLogix 5480 User Manual
  - [5069-UM001](#), CompactLogix 5380 and Compact GuardLogix 5380 Controllers User Manual
  - [1769-UM021](#), CompactLogix 5370 Controllers User Manual
  - [1769-UM022](#), Compact GuardLogix 5370 Controllers User Manual
- Safety system reference manuals for GuardLogix and Compact GuardLogix controllers
  - [1756-RM012](#), GuardLogix 5580 and Compact GuardLogix 5380 Controller Systems Safety Reference Manual
  - [1756-RM099](#), GuardLogix 5570 and Compact GuardLogix 5370 Controller Systems Safety Reference Manual
  - [1756-RM093](#), GuardLogix Controller Systems Safety Reference Manual (*for GuardLogix 5570, GuardLogix 5560, and 1768 Compact GuardLogix Safety controllers using RSLogix 5000® version 20 and earlier*)

### Replacement Guidelines

- [1756-RM100](#), Replacement Guidelines: Logix 5000 Controllers Reference Manual  
Guidelines for replacing the following:
  - ControlLogix 5560 or ControlLogix 5570 controller with a ControlLogix 5580 controller
  - GuardLogix 5560 or GuardLogix 5570 controller with a GuardLogix 5580 controller
  - CompactLogix 5370 L3 controller to CompactLogix 5380 controller

## Network and Communication Modules Resources

Reference and task-based information to help you design and implement an Ethernet network, and use EtherNet/IP communication modules in a Logix 5000 control system.

### Selection and Specifications

- [1756-TD003](#), 1756 ControlLogix Communication Modules Specifications

### Design and Application Considerations

- [ENET-RM002](#), Ethernet Design Considerations Reference Manual
- [ENET-AT001](#), EtherNet/IP QuickConnect Application Technique
- [ENET-AT002](#), EtherNet/IP Socket Interface Application Technique
- [ENET-AT006](#), EtherNet/IP Parallel Redundancy Protocol Application Technique
- [ENET-AT007](#), EtherNet/IP Device Level Ring Application Technique

### Manuals

- [ENET-UM006](#), EtherNet/IP Network Configuration User Manual
  - Overview of EtherNet/IP communication modules in Logix 5000 control systems; describes features and tasks that are common to EtherNet/IP network devices
- [ENET-UM004](#), ControlLogix EtherNet/IP Network Devices User Manual
  - Describes features and tasks that are specific to 1756 ControlLogix EtherNet/IP communication modules in Logix 5000 control systems
- [CNET-RM001](#), ControlNet to EtherNet/IP Migration Reference Manual
  - Provides information to migrate from an existing ControlNet® network to an EtherNet/IP™ network

## Instructions and Programming Resources

Information to help you use Studio 5000 Logix Designer application to program your control system.

### Logix 5000 Controllers Instructions

- [1756-RM003](#), General Instructions Reference Manual
- [MOTION-RM002](#), Motion Instructions Reference Manual
- [1756-RM006](#), Advanced Process Control and Drives and Equipment Phase and Sequence Instructions Reference Manual
- [1756-RM095](#), GuardLogix Safety Application Instruction Set Reference Manual
- [1756-RM087](#), Execution Time and Memory Use Reference Manual

## Logix 5000 Controllers Common Procedures

These manuals describe common procedures for programming and operating Logix 5000 controllers: 1756 ControlLogix, 1756 GuardLogix, 1769 CompactLogix, 1769 Compact GuardLogix, 1789 SoftLogix, 5069 CompactLogix, and Studio 5000 Logix Emulate™.

[1756-PM001](#), Logix 5000 Controllers Common Procedures Programming Manual (*provides links to the manuals in the following list*)

- [1756-PM010](#), Add-On Instructions Programming Manual
- [1756-PM013](#), ASCII Strings Programming Manual
- [1756-PM020](#), Data Access Programming Manual
- [1756-PM002](#), EDS AOP Guidelines for Studio 5000 Logix Designer Programming Manual
- [1756-PM009](#), Function Block Diagram Programming Manual
- [1756-PM018](#), IEC 61131-3 Compliance Programming Manual
- [1756-PM019](#), Import/Export Project Components Programming Manual
- [1756-PM015](#), Information and Status Programming Manual
- [1756-PM004](#), I/O and Tag Data Programming Manual
- [1756-PM008](#), Ladder Diagram Programming Manual
- [1756-PM014](#), Major, Minor, and I/O Faults Programming Manual
- [1756-PM012](#), Messages Programming Manual
- [1756-PM017](#), Nonvolatile Memory Card Programming Manual
- [1756-PM011](#), Produced and Consumed Tags Programming Manual
- [1756-PM021](#), Program Parameters Programming Manual
- [1756-PM016](#), Security Programming Manual
- [1756-PM006](#), Sequential Function Charts Programming Manual
- [1756-PM007](#), Structured Text Programming Manual
- [1756-PM005](#), Tasks, Programs, and Routines Programming Manual

## Programming Manuals

- [LOGIX-UM003](#), Studio 5000 Application Code Manager User Manual
- [LOGIX-UM006](#), Logix Designer and Library Object Manager User Manual
- [9343-GR001](#), Studio 5000 View Designer® Getting Results Guide
- [LOGIX-UM001](#), PhaseManager™ Software User Manual
- [1756-RM101](#), SequenceManager™ Controls Reference Manual
- [1756-RM084](#), Import/Export Reference Manual
- [1756-RM085](#), Converting PLC-5® or SLC™ 500 Logic to Logix5550® Logic Reference Manual

## Security Resources

Resources to help you configure and use Rockwell Automation products to improve the security of your automation system.

- [SECURE-UM001](#), Security Configuration User Manual
- [SECURE-RM001](#), System Security Design Guidelines
- [SECURE-ATO01](#), CIP Security™ with Rockwell Automation Products Application Technique

## I/O Modules and Adapters Resources

Reference and task-based information to help you install, configure, and operate I/O modules in a Logix 5000 control system. The products in this section are compatible with our newest controller platforms. For other distributed I/O families, see the [Allen-Bradley I/O Modules](#) website.

### Selection and Specifications

- [1756-TD002](#), ControlLogix I/O Modules Technical Data Specifications
- [1715-TD001](#), 1715 Redundant I/O System Technical Data Specifications
- [5069-TD001](#), Compact 5000 I/O Modules and EtherNet/IP Adapters Technical Data Specifications
- [5094-TD001](#), FLEX 5000 I/O Modules Technical Data Specifications

### Manuals

- 1756 ControlLogix I/O Modules
  - [1756-UM058](#), ControlLogix Digital I/O Modules User Manual
  - [1756-UM009](#), ControlLogix Analog I/O Modules User Manual
- 1715 Redundant I/O System
  - [1715-UM001](#), 1715 Redundant I/O System User Manual
- Compact 5000 I/O Modules
  - [5069-UM007](#), Compact 5000 EtherNet/IP Adapters User Manual
  - [5069-UM004](#), Compact 5000 Digital I/O Modules User Manual (*includes standard and safety I/O*)
  - [5069-UM005](#), Compact 5000 Analog I/O Modules User Manual
  - [5069-UM006](#), Compact 5000 Series High-speed Counter Modules User Manual
  - [5069-UM003](#), Compact 5000 I/O Serial Module User Manual
- FLEX 5000 I/O Modules
  - [5094-UM005](#), FLEX 5000 EtherNet/IP Adapters User Manual
  - [5094-UM001](#), FLEX 5000 Standard and Safety Digital I/O Modules User Manual
  - [5094-UM002](#), FLEX 5000 Analog I/O Modules User Manual
  - [5094-UM003](#), FLEX 5000 High-speed Counter Module User Manual
  - [5094-UM007](#), FLEX 5000 Analog Isolated Current/Voltage/HART Input and Output Modules

## Operator Interface Resources

Reference and task-based information to help you install, configure, and operate graphic terminals in a Logix 5000 control system. For other PanelView products, see the [Allen-Bradley Graphic Terminals](#) website.

### Selection and Specifications

- [VIEW-SG001](#), Visualization Solutions Selection Guide
- [2715P-TD001](#), PanelView 5510 Terminals Technical Data Specifications
- [2713P-TD001](#), PanelView 5310 Terminals Technical Data Specifications
- [2711P-TD008](#), Bulletin 2711P PanelView Plus 7 Standard Terminals Technical Data Specifications
- [2711P-TD009](#), Bulletin 2711P PanelView Plus 7 Performance Terminals Technical Data Specifications

### Manuals

- [2715P-UM001](#), PanelView 5510 Terminals User Manual
- [2713P-UM001](#), PanelView 5310 Terminals User Manual
- [2711P-UM007](#), Bulletin 2711P PanelView Plus 7 Standard Terminals User Manual
- [2711P-UM008](#), Bulletin 2711P PanelView Plus 7 Performance Terminals User Manual

## Motion Resources

Reference and task-based information to help you configure and start up a motion solution.

- [MOTION-UM003](#), Integrated Motion on the EtherNet/IP Network Configuration and Startup User Manual
- [MOTION-RM003](#), Integrated Motion on the EtherNet/IP Network Reference Manual (*AXIS\_CIP\_DRIVE attributes and integrated motion on the EtherNet/IP network control modes and methods*)
- [MOTION-UM002](#), Motion Coordinate System User Manual
- [MOTION-ATO05](#), Motion System Tuning Application Technique (*tuning a Kinetix drive system*)
- [IA-ATO03](#), Integrated Architecture and CIP Sync™ Configuration Application Technique
- [MOTION-UM001](#), SERCOS and Analog Motion Configuration and Startup User Manual

## Drives Resources

Reference and task-based information to help you install, configure, and operate Allen-Bradley Drives in a Logix 5000 control system. For other Kinetix Servo Drive or PowerFlex Drive products, see the [Allen-Bradley Drives and Motors](#) website.

### Selection and Specification

- Kinetix EtherNet/IP Servo Drives
  - [KNX-TD001](#), Kinetix Motion Control Selection Guide
  - [KNX-TD003](#), Kinetix Servo Drives Specifications Technical Data
  - [KNX-TD004](#), Kinetix Motion Accessories Specifications Technical Data
- PowerFlex 755T AC Drives
  - [PFLEX-SG002](#), PowerFlex Low Voltage Drive Selection Guide
  - [750-TD100](#), PowerFlex 750-series Products with TotalFORCE Control Technical Data

### Manuals

- Kinetix 5100 Single-axis EtherNet/IP Servo Drives
  - [KNX-RM011](#), Kinetix 5100 Drive Systems Design Guide
  - [2198-UM004](#), Kinetix 5100 Single-axis EtherNet/IP Servo Drives User Manual
- Kinetix 5500 EtherNet/IP Servo Drives
  - [KNX-RM009](#), Kinetix 5500 Drive System Design Guide
  - [2198-UM001](#), Kinetix 5500 Servo Drives User Manual
- Kinetix 5700 EtherNet/IP Servo Drives
  - [KNX-RM010](#), Kinetix 5700 Drive Systems Design Guide
  - [2198-UM002](#), Kinetix 5700 Servo Drives User Manual
  - [2198-RM001](#), Kinetix 5700 Safe Monitor Functions Safety Reference Manual
- PowerFlex 755T AC Drives
  - [750-UM004](#), PowerFlex 755/755T Integrated Safety – Safe Torque Off Option Module User Manual
  - [750-UM005](#), PowerFlex 755/755T Integrated Safety Functions Option Module User Manual
  - [750-PM100](#), PowerFlex Drives with TotalFORCE Control Programming Manual
  - [750-RM100](#), PowerFlex 750-Series Products with TotalFORCE Control Reference Manual



## Additional Resources

These resources also provide helpful information for Logix 5000 control systems.

Resource	Description
Product Selection and Configuration website, <a href="http://rok.auto/systemtools">rok.auto/systemtools</a>	Provides tools for product selection, control systems configuration, safety systems configuration, and power and motion systems.
Sample Code Library, <a href="http://rockwellautomation.com/global/sample-code/overview.page">rockwellautomation.com/global/sample-code/overview.page</a>	Share or download logic, HMI, and drives code.
Industrial Components Preventive Maintenance, Enclosures, and Contact Ratings Specifications, publication <a href="#">IC-ID002</a>	Provides a quick reference tool for Allen-Bradley industrial automation controls and assemblies.
Safety Guidelines for the Application, Installation, and Maintenance of Solid-State Control, publication <a href="#">SGI-1.1</a>	Designed to harmonize with NEMA Standards Publication No. ICS 1.1-1987 and provides general guidelines for the application, installation, and maintenance of solid-state control in the form of individual devices or packaged assemblies incorporating solid-state components.
Industrial Automation Wiring and Grounding Guidelines, publication <a href="#">1770-4.1</a>	Provides general guidelines for installing a Rockwell Automation industrial system.
Product Certifications website, <a href="http://rok.auto/certifications">rok.auto/certifications</a> .	Provides declarations of conformity, certificates, and other certification details.

You can view or download publications at [rok.auto/literature](http://rok.auto/literature)

# Rockwell Automation Support

Use these resources to access support information.

<b>Technical Support Center</b>	Find help with how-to videos, FAQs, chat, user forums, and product notification updates.	<a href="http://rok.auto/support">rok.auto/support</a>
<b>Knowledgebase</b>	Access Knowledgebase articles.	<a href="http://rok.auto/knowledgebase">rok.auto/knowledgebase</a>
<b>Local Technical Support Phone Numbers</b>	Locate the telephone number for your country.	<a href="http://rok.auto/phonesupport">rok.auto/phonesupport</a>
<b>Literature Library</b>	Find installation instructions, manuals, brochures, and technical data publications.	<a href="http://rok.auto/literature">rok.auto/literature</a>
<b>Product Compatibility and Download Center (PCDC)</b>	Get help determining how products interact, check features and capabilities, and find associated firmware.	<a href="http://rok.auto/pcdc">rok.auto/pcdc</a>

## Documentation Feedback

Your comments help us serve your documentation needs better. If you have any suggestions on how to improve our content, complete the form at [rok.auto/docfeedback](http://rok.auto/docfeedback).





Allen-Bradley, Compact 5000, CompactLogix, ControlLogix, expanding human possibility, FactoryTalk, FLEX 5000, GuardLogix, Integrated Architecture, Kinetix, Logix 5000, PanelView, PhaseManager, PLC-5, PowerFlex, Rockwell Automation, Rockwell Software, RSLogix 5000, SequenceManager, SLC, SoftLogix, Studio 5000 Logix Designer, Studio 5000 Logix Emulate, Studio 5000 View Designer, and TotalFORCE are trademarks of Rockwell Automation, Inc.

CIP Security, CIP Sync, ControlNet, DeviceNet, and EtherNet/IP are trademarks of ODVA, Inc.

Trademarks not belonging to Rockwell Automation are property of their respective companies.

Rockwell Automation maintains current product environmental certification information on its website at [rok.auto/pec](http://rok.auto/pec).

Rockwell Otomasyon Ticaret A.Ş. Kar Plaza İş Merkezi E Blok Kat:6 34752, İçerenköy, İstanbul, Tel: +90 (216) 5698400 EEE Yönetmeliğine Uygundur

Connect with us.    

**rockwellautomation.com** ————— expanding **human possibility**<sup>™</sup>

AMERICAS: Rockwell Automation, 1201 South Second Street, Milwaukee, WI 53204-2496 USA, Tel: (1) 414.382.2000, Fax: (1) 414.382.4444

EUROPE/MIDDLE EAST/AFRICA: Rockwell Automation NV, Pegasus Park, De Kleetlaan 12a, 1831 Diegem, Belgium, Tel: (32) 2 663 0600, Fax: (32) 2 663 0640

ASIA PACIFIC: Rockwell Automation, Level 14, Core F, Cyberport 3, 100 Cyberport Road, Hong Kong, Tel: (852) 2887 4788, Fax: (852) 2508 1846